



Injury Compensation

Handbook EL-505

December 1995

Transmittal Letter

1. **Explanation.** Handbook EL-505 is a reference for injury compensation control office and control point personnel at postal facilities to manage the USPS Injury Compensation Program.

2. **Distribution**

Initial. Handbook EL-505 is distributed to area injury compensation offices. Further distribution to the postal facilities will be accomplished by the area Human Resources injury compensation analyst.

Additional Copies. Additional copies will be maintained by the area Human Resources injury compensation analyst.

3. **Comments**

Submit questions and suggestions about the content of this document in writing to:

OFFICE OF SAFETY AND RISK MANAGEMENT
US POSTAL SERVICE
475 L'ENFANT PLAZA SW RM 9801
WASHINGTON DC 20260-4232

Submit questions regarding the organization or editing of this document to:

CORPORATE PUBLISHING AND INFORMATION MANAGEMENT
INFORMATION SYSTEMS
US POSTAL SERVICE
475 L'ENFANT PLAZA SW RM 2800
WASHINGTON DC 20260-1540

4. **Cancellations.** The previous issue of Handbook EL-505 is obsolete.

5. **Effective Date.** This handbook is effective December 1995.

A handwritten signature in cursive script, appearing to read "Gail Sonnenberg".

Gail Sonnenberg
Vice President
Human Resources

Contents

Transmittal Letter

Chapters

Introduction	5
1. The USPS Injury Compensation Program	9
2. Injury Compensation Office Setup	31
3. Immediate Involvement With Traumatic Injuries and Occupational Illnesses	37
4. Claims Management	65
5. Recurrence of Disability	99
6. Medical Management	109
7. Limited Duty Program Management	133
8. Controversion and Challenge	149
9. Fraud and Abuse	169
10. Third Party Liability	181
11. Rehabilitation Program	219
12. Records Management	293
13. Timekeeping and Accounting	313

Appendixes

Appendix A. Abbreviations and Acronyms	337
Appendix B. Addresses	341
Appendix C. Definitions	353
Appendix D. Forms	355

Index	587
--------------------	------------

Introduction

Purpose of the Handbook

Handbook EL-505, *Injury Compensation*, is a comprehensive guide to help injury compensation control office (ICCO) and designated control point personnel perform their jobs.

In this handbook, we have attempted to compile and update all applicable U.S. Postal Service (USPS) regulations, policies, and guidelines into one user-friendly manual. The handbook serves as both a training tool and a reference guide. It covers many injury compensation (IC) issues, including:

- The history of the USPS Injury Compensation Program.
- Certain provisions of the Federal Employees' Compensation Act (FECA).
- Staffing and supplying an ICCO.
- Responses to employee injuries.
- Claims management.
- Records management.
- Limited duty and rehabilitation.
- Legal issues surrounding injury compensation.

Using this handbook alone is not sufficient for the effective management of a USPS Injury Compensation Program. A complete list of supplementary IC resource materials is, therefore, included in Chapter 1.

Finally, it is important to note that while responsible parties and means of implementation may vary from one installation to another, the USPS responsibilities and obligations set forth in the boxed portions of this guide and labeled "Obligation" are mandatory.

How to Use the Handbook

The Text

This handbook comprises 13 chapters, each beginning with a brief overview of the topics covered. Chapter 1 is considered a reference chapter and should be used to answer fundamental questions concerning workers' compensation. When a chapter is written for personnel in a specified Postal Service position, the relevant position is indicated.

Each chapter is separated into sections that refer to various situations you may encounter through the normal routine of your job. Each situation is followed by one or more responses you may make, then by specific tasks. The following is an example of what you will see:

Claims Management in Case of Death

When the ICCO receives notice of a death from a traumatic injury or potentially from an occupational disease or illness...

← Here is a situation.

14.4 Contacting the Employee's Family — supervisor or ICCO

← This is one of the responses, which is...

- Contact the employee's family, and do the following:
 - Offer assistance in completing the appropriate claim form....
 - Ensure that the employee's family is advised of their rights under FECA....
 - Explain to the employee's family the distinction between OPM and OWCP benefits....
- If the investigation reveals a basis to challenge the claim, prepare a challenge package in accordance with Chapter 8, Controversion and Challenge, and submit this to OWCP along with CA-5 or CA-5b.
- Ensure that family contact is conducted in accordance with the local installation's established protocol.*

← composed of several tasks.

← This is a cautionary note.

Sections showing obligations that result from the law or from USPS policy are framed with solid lines and labeled "Obligation" as follows:

Obligation: Assigning Limited Duty

When an employee is not totally disabled or has partially overcome the injury or disability, the USPS must make every effort to assign the employee to limited duty consistent with the employee's work limitation tolerance.

Sections that provide information that will help you fulfill the tasks outlined are framed with dotted lines, for example:

Assigning an Employee to Limited Duty

When an employee has partially overcome the injury or disability, the USPS must make every effort toward assigning the employee to limited duty consistent with the employee's work limitation tolerance.

The Appendixes

Throughout the handbook, you will find references to appendixes. You will find these appendixes at the end of the handbook. They are labeled as follows:

- Appendix A, Abbreviations and Acronyms.
- Appendix B, Addresses.
- Appendix C, Definitions.
- Appendix D, Forms.

1. USPS Injury Compensation Program

Overview

Background Information

- History
- Purpose of FECA
- Family and Medical Leave Act
- Privacy Act

Eligibility

General Provisions of FECA

- Employee Entitlements
 - Continuation of Regular Pay
 - Compensation for Wage Loss
 - Medical Care
 - Vocational Rehabilitation
 - Schedule Awards
 - Compensation for Loss of Wage-Earning Capacity
 - Death Benefits
 - Attendant Allowance
 - Cost-of-Living Adjustments
- Dual Benefits
- Third Party Liability
- Appeal Rights
- Withdrawal of a Claim
- Penalties
 - Penalty for False Statement
 - Penalty for False Claim
 - Penalty for Refusal to Process Claim
 - Penalty for Fraudulently Claiming or Obtaining Benefits

Relevant Provision of FMLA

Responsibilities

- Office of Workers' Compensation Programs, U.S. Department of Labor
- U.S. Postal Service
 - Headquarters

HBK EL-505, INJURY COMPENSATION, DECEMBER 1995
USPS INJURY COMPENSATION PROGRAM

Area Offices

Districts and Plants

Control Offices

Installations

Claims Administration Hierarchy

Resource Materials

Regulations, Policies, and Procedures

Forms and Notices

1. The USPS Injury Compensation Program

Overview

This chapter provides basic information about the USPS Injury Compensation Program. It first highlights the history and various provisions of the Federal Employees' Compensation Act (FECA). Then it describes the organization and staff responsibilities. The last part of the chapter lists valuable resource material to include in your injury compensation (IC) office.

Background Information

History

The USPS Injury Compensation Program was established in 1978 after the USPS realized it needed to establish a program to deal with the escalating costs of workers' compensation benefits. It is important to understand the history of FECA and the relationship between the USPS Injury Compensation Program and the Office of Workers' Compensation Programs (OWCP).

In 1908, President Theodore Roosevelt signed legislation to provide workers' compensation for certain federal employees in unusually hazardous jobs. The scope of the law was very restricted, and its benefits were quite limited. However, it was the first workers' compensation law to pass the constitutionality test of the U.S. Supreme Court.

The Federal Employees Compensation Act (FECA), enacted in 1916, is a workers' compensation law for civilian federal employees. Originally it included wage loss compensation, medical care, and survivors' benefits provisions. An independent quasi-judicial Employees' Compensation Commission administered the law.

Administrative responsibility for FECA was assigned to the Department of Labor (DOL) in 1950. FECA is now administered by the Office of Workers' Compensation Programs, Employment Standards Administration, U.S. Department of Labor.

In 1974, FECA was amended, increasing benefits and significantly changing the law by adding provisions such as continuation of pay (COP) and claimant's choice of physician. The effect of this amendment eventually led to the establishment of the USPS Injury Compensation Program.

Purpose of the Federal Employees' Compensation Act

FECA provides compensation benefits to civilian employees of the United States for disability because of personal injury or disease sustained while in the performance of duty. FECA also provides for the payment of benefits to

HBK EL-505, INJURY COMPENSATION, DECEMBER 1995

THE USPS INJURY COMPENSATION PROGRAM

dependents if a work-related injury or disease causes an employee's death. FECA is intended to be remedial in nature, and proceedings under it are nonadversarial.

Family and Medical Leave Act

Provisions of the Family and Medical Leave Act (FMLA) cover some absences for job-related injuries or illnesses that also qualify as serious health conditions.

Privacy Act

Injury compensation records are maintained by the USPS within the privacy system of records identified as USPS 120.098 (OWCP Record Copies) and 120.099 (Injury Compensation Payment Validation Records).

Eligibility

Under the provisions of the Postal Reorganization Act, 39 U.S.C. 1005(c), all employees of the USPS are covered by FECA. This coverage extends to all full-time, part-time, and temporary (including casual and transitional) employees, regardless of the length of time on the job or the type of position held. (*Federal (FECA) Procedure Manual (FECA PM) 2-802*)

General Provisions of the Federal Employees' Compensation Act

Employee Entitlements

Continuation of Regular Pay

An employee's regular pay may be continued for up to 45 calendar days of wage loss because of disability and medical treatment following a traumatic injury. This is to ensure that the employee's income is not interrupted while the claim is being adjudicated. COP is not considered compensation and is therefore subject to income tax, retirement, and other deductions. After entitlement to COP is exhausted, the employee may apply for compensation or use leave. (20 CFR 10.200; FECA PM 2-807)

SEE Chapter 4, Claims Management.
Chapter 13, Timekeeping and Accounting.

Compensation for Wage Loss

OWCP establishes the employee's pay rate for compensation purposes based on one of the following:

- Pay rate on date of injury.
- Date disability began.
- Date disability recurs if it is more than 6 months after the employee returns to full-time employment.

HBK EL-505, INJURY COMPENSATION, DECEMBER 1995

THE USPS INJURY COMPENSATION PROGRAM

In cases of total disability, an employee is entitled to compensation at the rate of 66 2/3 percent of the employee's established pay if there are no dependents, or 75 percent of the pay if there are one or more dependents. Pay may include additional amounts that may be included in salary, such as premium pay, night and Sunday differential, and cost-of-living allowance.

Compensation payments for total disability may continue as long as the disability continues, which may mean the lifetime of the employee. There is no total dollar maximum. (20 CFR 10.300 through 303; FECA PM 2-900)

Medical Care

If the claim is accepted as compensable under FECA, the injured employee is entitled to medical services. These include examinations, treatments, and related services such as hospitalization, medications, appliances, supplies, and transportation, as prescribed or recommended by qualified physicians that in the opinion of OWCP are likely to cure, give relief, or reduce the degree or the period of disability (see Appendix C, Definitions, for *physician*). However, preventive care may not be authorized. There is no dollar maximum or time limitation on medical care. It will be provided as long as the evidence indicates it is needed for the effects of the injury. (20 CFR Subparts E and F; FECA PM 2-810 and Part 3, Medical Management, FECA PM)

SEE Chapter 4, Claims Management.
Chapter 6, Medical Management.

Vocational Rehabilitation

Rehabilitation services may be arranged to assist in training for work that the claimant can perform if the injured employee suffers a job-related handicap because of the injury and cannot resume usual employment. Rehabilitation service is supervised by OWCP but is usually provided in cooperation with state or private rehabilitation agencies. When rehabilitation is under way, OWCP may provide a monthly maintenance allowance not to exceed \$200 in addition to compensation for wage loss. (20 CFR 10.124; FECA PM 2-813; OWCP PM)

SEE Chapter 11, Rehabilitation Program.

Schedule Awards

Compensation is provided for permanent loss or loss of use (either partial or total) of certain internal organs, members, or functions of the body such as arms, legs, hands, feet, fingers, toes, or eyes and loss of hearing or loss of vision.

Schedule awards may be paid for different body parts.

Each extremity has been rated for a specific number of weeks of compensation. If a serious disfigurement of the head, face, or neck results from a job-related injury, an award may also be made for such disfigurement. Schedule awards may be paid concurrently with Office of Personnel Management's (OPM) retirement benefits.

HBK EL-505, INJURY COMPENSATION, DECEMBER 1995

THE USPS INJURY COMPENSATION PROGRAM

Schedule awards can be paid even if the employee returns to work or is no longer under actual medical care. Employees may not, however, receive wage loss compensation and schedule award benefits concurrently for the same injury. If an employee sustains a period of temporary total disability during the course of the award, the award may be interrupted to pay for the period of disability. The schedule award resumes after the employee returns to work. If an employee dies during the course of a schedule award from causes unrelated to the compensable injury, his or her dependents are entitled to the balance of the award at the rate of 66 2/3 percent of the employee's established pay. (20 CFR 10.304; FECA PM 2-808)

Compensation for Loss of Wage-Earning Capacity

When an injured person suffers a wage loss because of a disability that is less than total, compensation may be paid for loss of wages or wage-earning capacity (LWEC). The injury compensation control office (ICCO) may request that an LWEC determination be made by the OWCP claims examiner if sufficient medical evidence indicates that an individual who is receiving compensation has attained maximum medical improvement, is unable to return to the position held at the time of injury (or to earn equivalent wages), and is not totally disabled for all gainful employment. If the employee is reemployed at a job paying less than the original position, or if it is determined that he or she can perform the duties of a specific job that is deemed suitable by OWCP, compensation will be payable based on the LWEC determination. (20 CFR 10.303; FECA PM 2-813)

SEE Chapter 11, Rehabilitation Program.

Death Benefits

In the event of death because of employment, FECA provides up to \$800 for funeral and burial expenses.

If the employee dies away from his or her place of residence, the cost of transporting the body to the place of burial is paid in full. In addition, a \$200 allowance is paid for administrative costs of terminating a decedent's employee status with the federal government.

Survivors are entitled to benefits in the form of compensation payments:

- A surviving spouse with no eligible children is entitled to compensation at the rate of 50 percent of the deceased employee's salary.
- Benefits are paid to the spouse until death or remarriage before age 55. If a spouse under age 55 remarries, OWCP makes a lump-sum payment equal to 24 times the monthly compensation at the time of remarriage. The benefits of a spouse who remarries after the age of 55 are not affected by the marriage.
- If children are eligible in addition to the spouse, the spouse may receive compensation equal to 45 percent of the employee's regular pay, plus an additional 15 percent for each child, to a maximum of 75 percent of the deceased employee's regular pay. The children's portion is paid on a share and share alike basis. Eligible children include:

HBK EL-505, INJURY COMPENSATION, DECEMBER 1995

THE USPS INJURY COMPENSATION PROGRAM

- An unmarried child under the age of 18, or over the age of 18 who is incapable of self-support because of mental or physical disability.
- A child between 18 and 23 years of age who has not completed 4 years of post high school education and is regularly pursuing a full-time course of study.
- If the deceased employee leaves no spouse, the first child is entitled to 40 percent and each additional child is entitled to 15 percent of the employee's salary up to a maximum of 75 percent, payable on a share and share alike basis.

Other surviving dependents may be entitled to compensation benefits at various percentages according to degree of dependence. Monthly payments for all beneficiaries cannot exceed 75 percent of the employee's monthly pay rate or 75 percent of the top step of a GS-15 salary, whichever is less. Other persons who may qualify are dependent parents, brothers, sisters, grandparents, and grandchildren. However, the surviving spouse and children have first priority. (20 CFR 10.306 and .307; FECA PM 2-700; Publication CA-810, *Injury Compensation for Federal Employees*)

SEE Chapter 4, Claims Management.

Attendant Allowance

Employees who are injured so severely that they are unable to meet their own physical needs such as feeding, bathing, or dressing may qualify to receive an attendant's allowance up to a maximum of \$1,500 per month. This allowance may be paid in addition to compensation for wage loss. (20 CFR 10.305, FECA PM 2-807, Publication CA-810, Chapter 7, Compensation Benefits)

Cost-of-Living Adjustments

Compensation benefits are increased by the applicable consumer price index effective March 1 each year for all beneficiaries who have been in receipt of benefits for more than 1 year prior to that date.

Dual Benefits

FECA prohibits payment of compensation and certain other federal benefits at the same time.

- *Office of Personnel Management (OPM)*. Except for schedule awards, a person may not receive disability benefits from OWCP concurrently with a regular or disability annuity (either Civil Service Retirement System (CSRS) or Federal Employees' Retirement System (FERS)) nor may a person receive death benefits from OWCP concurrently with a survivor's annuity (either CSRS or FERS). Therefore, a beneficiary who is entitled to both benefits must elect between them.
- *Department of Veterans Affairs (VA)*. Beneficiaries who receive compensation from the VA may also be required to elect between the benefits paid by that agency and those paid by OWCP. An election is required between VA and

HBK EL-505, INJURY COMPENSATION, DECEMBER 1995

THE USPS INJURY COMPENSATION PROGRAM

FECA benefits if a VA award is increased because of the compensation injury. The election is only between the increase and FECA benefits.

- *Social Security Administration (SSA)*. An employee or the employee's survivor may receive Social Security payments payable on account of nonfederal employment and OWCP benefits at the same time, subject to income limitations imposed by the SSA. For FERS employees, any portion of SSA old age retirement or death benefits attributable to an employee's federal service is deducted from compensation payable.
- *Other Federal Income*. An employee or the employee's survivor may receive compensation concurrently with military retired pay, retirement pay, retainer pay, or equivalent pay for service in the armed forces or other uniformed services subject to reduction of such pay in accordance with 5 U.S.C. 5532 (b).

An employee may receive severance pay concurrently with compensation for a schedule award or for loss of wage-earning capacity but not with compensation for temporary total disability.

Finally, an employee may receive unemployment compensation benefits concurrently with OWCP benefits.

Third Party Liability

In instances in which an employee's injury or death in the performance of duty occurs under circumstances creating a legal liability on some person or party other than the U.S. government, the employee (or survivor in the case of death) is encouraged to pursue a third party claim.

An employee who refuses to pursue recovery from a liable third party after being asked to do so by the DOL may be denied compensation. The USPS may assist in obtaining a settlement. An employee who sustains a job-related injury cannot recover damages from the United States for the effects of the injury except through FECA. (20 CFR Subpart G; FECA PM 2-1100)

SEE Chapter 10, Third Party Liability.

Appeal Rights

If an employee or the survivors disagree with the final determination made by OWCP, a hearing may be requested to give the claimant an opportunity to present evidence in further support of the claim or ask that the claim be reconsidered by the OWCP district office. Also, there is a provision for additional review by OWCP and a right to appeal to the Employees' Compensation Appeals Board (ECAB), a separate entity of DOL. Three avenues of appeal are provided for employees; the USPS is not entitled to appeal. Only one type of appeal may be requested by the employee at a time. The types of appeal include:

- *Hearing*. The employee is entitled to either an oral hearing before an office representative or a review of the written record (but not both) as long as the request is made within 30 days of the formal decision and reconsideration

HBK EL-505, INJURY COMPENSATION, DECEMBER 1995

THE USPS INJURY COMPENSATION PROGRAM

has not already been requested. The employee may change his or her hearing request in writing within 30 days of OWCP's acknowledgment of the initial request.

- *Reconsideration.* The employee may request OWCP to reconsider a formal decision made by the district office. The request should clearly and concisely state the ground on which it is based and should be substantiated by relevant evidence not previously submitted. A reconsideration must be requested within 1 year of the date the contested formal decision was issued.
- *Employees' Compensation Appeals Board (ECAB) Review.* The employee may request review by ECAB, the highest authority in FECA claims. ECAB's review is based solely upon the case record at the time of the formal decision. New evidence is not considered by ECAB. Employees residing within the U.S. or Canada have 90 days from the date of decision to file for review. Employees residing outside the U.S. or Canada must file within 180 days of the date of decision. For good cause shown, ECAB may waive a failure to file an application within 90 days or 180 days, but no more than one year from the date of the final decision. (20 CFR 10.133 through 139; FECA PM 2-1600 through 1603)

SEE Chapter 8, Controversion and Challenge.

Withdrawal of a Claim

All employees' claim forms (CA-1, *Federal Employee's Notice of Traumatic Injury and Claim for Continuation of Pay/Compensation*, and CA-2, *Notice of Occupational Disease and Claim for Compensation*) are official records of the OWCP and not the USPS. (20 CFR 10.10)

Employees who desire to withdraw a claim on these or any other official OWCP forms should be referred to OWCP.

Penalties

Penalty for False Statement

Any employee, supervisor, or representative who knowingly makes a false statement with respect to a claim under FECA may be subject to a fine of not more than \$10,000 or 5 years in prison, or both. (20 CFR 10.23)

Penalty for False Claim

Any employee, supervisor, or representative who, with respect to a claim under FECA, enters into any agreement to obtain the payment or allowance of any false or fraudulent claim may be subject to a fine of not more than \$10,000 or 10 years in prison, or both. (20 CFR 10.23)

HBK EL-505, INJURY COMPENSATION, DECEMBER 1995

THE USPS INJURY COMPENSATION PROGRAM

Penalty for Refusal to Process Claim

Any employee or supervisor responsible for making reports in connection with an injury who willfully fails, neglects, or refuses to do so; induces, compels, or directs an injured employee to forego filing a claim; or willfully retains any notice, report, or paper required in connection with an injury may be subject to a fine of not more than \$500 or 1 year in prison, or both. (20 CFR 10.23)

Penalty for Fraudulently Claiming or Obtaining Benefits

Claimants convicted of fraudulently claiming or obtaining benefits under FECA cited in Public Law 103-333, effective 9/30/94, lose entitlement to medical benefits, compensation for wage loss, and any other benefits payable under FECA. (20 CFR 10.23)

Pending Disciplinary Action

USPS administrative disciplinary action must not be delayed based on current claim status.

Relevant Provision of FMLA

An employee may be on a workers' compensation absence because of a job-related injury or illness that also qualifies as a serious health condition under FMLA. The workers' compensation absence and FMLA leave may run concurrently (subject to proper notice and designation by the employer). At some point the health care provider providing medical care pursuant to the workers' compensation injury may certify the employee is able to return to work in a limited duty position. If the employer offers such a position, and the employee does not accept the position, the employee may no longer qualify for workers' compensation benefits, but the employee is entitled to continue on unpaid FMLA leave either until the employee is able to return to the same or equivalent job the employee left or until the 12-week FMLA leave entitlement is exhausted.

Responsibilities

Office of Workers' Compensation Programs, U.S. Department of Labor

OWCP has the exclusive authority (except as otherwise provided by law) for the administration, implementation, and enforcement of FECA. Its main responsibility is to determine whether the claimant is entitled to benefits under FECA. Claim decisions, determinations, and adjudications are made in the name of, or for, the director of OWCP.

Responsibility for FECA is vested in 12 OWCP district offices. The locations and jurisdiction of these offices are identified in Appendix B, Addresses.

HBK EL-505, INJURY COMPENSATION, DECEMBER 1995
THE USPS INJURY COMPENSATION PROGRAM

U.S. Postal Service

Headquarters

The manager of Safety and Risk Management:

- Establishes policy and procedures through the vice president of Human Resources (HR).
- Coordinates and provides technical guidance in field activities to ensure uniform management of the program.
- Identifies training needs for those involved in administering the program.
- Coordinates efforts with DOL in conjunction with the USPS responsibilities under FECA.
- Provides reports to postal management at all levels about the status of the program.
- Identifies program initiatives to enhance effective program management.

Area Offices

Area HR managers:

- Implement the national Injury Compensation Program policies and directives.
- Oversee areawide program activities to ensure compliance with national policies and guidelines.

Area HR analysts for injury compensation:

- Advise Headquarters on the status of the Injury Compensation Program within the area and assist in the administration of policy, programs, and procedures that affect the program.
- Provide technical assistance and guidance to Customer Services and Sales (CSS) districts and Processing and Distribution (P&D) centers, satellite offices, and their assigned ICCO personnel in relation to the program.
- Manage and oversee cost-reduction initiatives and case management techniques.
- Define area goals and objectives within the guidelines established by Headquarters.

Districts and Plants

Customer Service and Sales district HR managers:

- Implement Headquarters and area program policies, objectives, and action plans within the district boundaries.
- Ensure that authorized IC positions are staffed, sufficient ICCO staff (HR specialists) are assigned and trained (see pp. 2 through 4), and appropriate control point personnel are designated.

HBK EL-505, INJURY COMPENSATION, DECEMBER 1995

THE USPS INJURY COMPENSATION PROGRAM

Managers of P&D centers, bulk mail centers (BMCs) and air mail centers:

- Implement the objectives and policies of the program within the operations under their jurisdiction.
- Ensure that control point personnel are designated, where appropriate.

Control Offices

ICCOs are physically located at district offices and selected satellite offices. They are supervised by a senior IC specialist and staffed by a designated number of HR specialists and, in some offices, HR associates.

Senior IC specialists:

- Oversee program administration within the district boundaries.
- Supervise ICCO activities.
- Assist management in the selection and designation of ICCO or control point personnel.
- Ensure that ICCO or control point personnel are properly trained.

ICCO personnel:

- Administer and control all aspects of the Injury Compensation Program within the domiciling installation and defined area of responsibility.

Installations

Control point personnel are designated by the installation head (or functional manager in large installations). At least one control point person must be designated for each tour of operation. Control points report functionally to either the senior IC specialist or to the designated ICCO in program matters.

Control point personnel (all management levels):

- Authorize medical treatment in accordance with CFR 10.402(a).
- Review medical documentation to determine employee's duty status.
- Coordinate activities of first-line supervisors relative to claims management efforts.

First-line supervisors:

- Perform claims management activities immediately following the injury.
- Investigate the circumstances surrounding the injury.
- Conduct all necessary coordination and follow up with designated control point supervisors and ICCOs.

Employees:

- Fulfill their obligations as set forth in this chapter.

HBK EL-505, INJURY COMPENSATION, DECEMBER 1995

THE USPS INJURY COMPENSATION PROGRAM

Claims Administration Hierarchy

Claims administration responsibility always rests with the ICCO at a management level above that of the injured employee. Designated ICCO-employee relationships are as follows:

Employee	Control Level
Craft employees Supervisors Postmasters	District
District managers and direct manager reports Plant managers All full-time and collateral IC personnel	Area
Area managers Headquarters and Headquarters-related units (unless otherwise advised)	Headquarters

Resource Materials

Regulations, Policies, and Procedures

This handbook is a compilation of various USPS-issued regulations, policies, and procedures. However, because of the nature and complexity of the Injury Compensation Program, the handbook in itself is not sufficient for the effective management of this program.

To effectively manage the program, IC personnel should establish a reference library including, but not limited to, the documents listed below.

The Federal Employees' Compensation Act, as amended, 5 U.S.C. 8101, et seq.

Copies of FECA may be obtained from the OWCP district office.

Code of Federal Regulations, 20 CFR 10

The *Code of Federal Regulations* (CFR) describes the provisions of the law and contains additional information concerning administration of the program. Part 10 provides helpful information for developing local procedures and responding to local inquiries. Copies may be obtained from the OWCP district office.

Federal (FECA) Procedure Manual, Part 2, Claims

The FECA PM describes the procedures used by OWCP personnel in processing claims. This manual can be of great assistance in determining whether to controvert or challenge a claim in some questionable cases. Periodic revisions made by OWCP are distributed by USPS Headquarters and area offices. For optimum benefit, it is imperative that this manual be updated with current information.

HBK EL-505, INJURY COMPENSATION, DECEMBER 1995
THE USPS INJURY COMPENSATION PROGRAM

Requests for a copy should be directed to:

DIVISION OF FEDERAL EMPLOYEES' COMPENSATION
OFFICE OF WORKERS' COMPENSATION PROGRAMS
200 CONSTITUTION AVE NW
WASHINGTON DC 20210-0001

Federal (OWCP) Procedure Manual, Part 3, Rehabilitation

The *Federal (OWCP) Procedure Manual* (OWCP PM) contains procedures for OWCP's vocational rehabilitation program. Like the FECA PM, the OWCP PM provides insight into the criteria followed by OWCP. Ordering and maintenance procedures for this manual are the same as cited for the FECA PM.

Pamphlet CA-550, Questions and Answers About the Federal Employees' Compensation Act

Describes in nontechnical language the basic provisions of the law and includes information concerning the most common issues about entitlement and claims processing. It is intended for use primarily by employees. Copies may be ordered from material distribution centers.

Decisions of the Employees' Compensation Appeals Board

ECAB is the highest authority for appeals review in federal workers' compensation claims. Board decisions are often precedent setting and can result in revision of guidelines by OWCP. A familiarity with ECAB decisions, particularly high-profile decisions, is extremely helpful when preparing controversion and challenge packages. Copies of relevant ECAB decisions are disseminated by USPS Headquarters and area offices. Decisions and summaries are also available in various formats from private contractors.

Publication CA-810, Injury Compensation for Federal Employees, February 1994

Publication CA-810 was prepared by OWCP and is intended to serve as a handbook for all federal agencies. It provides basic information regarding the administration of FECA. Like 20 CFR, Part 10, this publication can be extremely helpful when developing local procedures and responding to local inquiries.

Handbook EL-515, Joint Rehabilitation Guidelines, May 1992

Handbook EL-515 was a joint venture by the USPS and DOL to provide procedures and guidelines for rehabilitation program efforts.

Employee and Labor Relations Manual 540, Special Postal Bulletin, August 2, 1990

The *Employee and Labor Relations Manual* (ELM) 540 was prepared by the USPS. It lists policies and procedures in compliance with FECA and its related regulations.

HBK EL-505, INJURY COMPENSATION, DECEMBER 1995

THE USPS INJURY COMPENSATION PROGRAM

Administrative Support Manual 353, Privacy Act

The *Administrative Support Manual (ASM) 353* includes instructions for applying the Privacy Act and the USPS regulations that implement it. Those who handle IC case files and payment records must be familiar with their Privacy Act responsibilities.

Management Instruction EL-540-91-1, Job-Related First-Aid Injuries

This management instruction provides policies and procedures for reporting injuries to OWCP, for determining choice of physician, and for paying medical bills to contract physicians for initial treatment of job-related first-aid injuries.

Publication 540, A Guide for Managing Injuries, November 1994

Publication 540 provides guidance to field managers in establishing or supplementing procedures for the early management of IC claims.

Handbook F-21, Time and Attendance, October 7, 1988, and Handbook F-22, PSDS Supervisor's Guide, May 1992

These handbooks address specific pay issues relevant to injured workers.

Forms and Notices

Many forms are used to collect information needed in the administration of the Injury Compensation Program, some from OWCP, and some from the USPS. It is important for IC personnel to be aware of their uses and comply with the required time frames for submitting them.

CA-1, Federal Employee's Notice of Traumatic Injury and Claim for Continuation of Pay/Compensation

The CA-1 notifies management of a traumatic injury and serves as the report to OWCP, when needed.

The employee, or someone acting in his or her behalf, should submit the CA-1 to the supervisor as soon as possible following injury but no later than 30 days for COP entitlement. Statutory requirements will be met for FECA benefits if the CA-1 is filed within 3 years from the injury.

The supervisor should submit this form to the ICCO within 24 hours from receipt from the employee.

The ICCO must submit this form to OWCP within 10 working days from the date received by the supervisor (or other postal official) from the employee.

CA-2, Notice of Occupational Disease and Claim for Compensation

The CA-2 notifies management of an occupational illness or disease and serves as the report to OWCP, when needed.

Statutory requirements will be met if filed within 3 years from date of awareness.

HBK EL-505, INJURY COMPENSATION, DECEMBER 1995
THE USPS INJURY COMPENSATION PROGRAM

The supervisor submits this form to the ICCO within 24 hours.

The ICCO submits this form to OWCP within 10 working days from the date received by the supervisor or other postal official.

CA-2a, Federal Employee's Notice of Recurrence of Disability and Claim of Pay/Compensation

The CA-2a notifies management and OWCP that an employee, after returning to work, is again disabled because of a prior injury or occupational illness. It also serves as a claim for continuation of pay or for compensation. Immediately upon notification, the ICCO or the supervisor provides the employee with CA-2a.

The employee completes Part A and returns the form. If received by the supervisor, the form must be submitted to the ICCO within 24 hours.

The ICCO submits this form to OWCP within 10 working days from receipt of the form from the employee.

CA-3, Report of Termination of Disability and/or Payment

The CA-3 notifies OWCP that the employee has returned to work and/or that continuation of pay has terminated.

Immediately upon the employee's return to work, the ICCO submits the CA-3 to OWCP. The CA-3 is the preferred form recognized by both agencies even though the employee's return to work may be reported on the CA-7 or the CA-17.

CA-5, Claim for Compensation by Widow, Widower, and/or Children

The CA-5 serves as the official notice to the OWCP of the surviving widow's, widower's, and/or children's claim for compensation because of the employee's death which resulted from a job-related injury.

Upon notification, the ICCO provides the appropriate dependent with the form. The dependent, or representative, should complete the form within 30 days (but no later than 3 years after death) and return it to the ICCO. (If death resulted from an injury for which a disability claim was timely filed, the time requirements for filing the death claim have been met.)

CA-5b, Claim for Compensation by Parents, Brothers, Sisters, Grandparents, or Grandchildren

The CA-5b provides claims compensation for specified dependents when the injury results in the employee's death.

The ICCO submits the CA-5b to OWCP within 10 working days from date of receipt from the dependent.

The time requirements for CA-5b are the same as for CA-5.

CA-6, Official Superior's Report of Employee's Death

The CA-6 notifies OWCP of the employment-related death of an employee.

HBK EL-505, INJURY COMPENSATION, DECEMBER 1995
THE USPS INJURY COMPENSATION PROGRAM

The ICCO submits the CA-6 to OWCP within 10 working days after knowledge of the job-related death.

CA-7, Claim for Compensation on Account of Traumatic Injury or Occupational Disease

The CA-7 is used to claim compensation if (1) injury has resulted in permanent impairment involving the total or partial loss, or loss of use, of certain parts of the body or serious disfigurement of the face, head, or neck; or (2) medical evidence shows disability is expected to continue beyond the COP period in traumatic cases and results in wage loss.

When disability is expected to extend beyond the COP period in traumatic injury cases, the ICCO provides the employee with a CA-7 10 days before the end of the COP period. The employee is instructed to complete his or her portion, have the attending physician complete the CA-20. The ICCO submits the completed CA-7 to OWCP not less than 5 working days before termination of COP.

In occupational disease or illness cases, a CA-7 should be submitted along with the CA-2 if the disability is being claimed at that time. In other instances, the CA-7 is completed and submitted to OWCP not more than 5 days after the period claimed by the employee.

CA-8, Claim for Continuing Compensation on Account of Disability

The CA-8 provides claims compensation when disability continues beyond the time covered by the claim filed on the CA-7.

CA-8s are filed on a recurring basis (usually every 2 weeks) until advised otherwise by OWCP.

If disability is expected to continue, the ICCO provides the employee with the CA-8 at least 10 days before the end of the time indicated on either the CA-7 or the previous CA-8. The employee completes his or her portion, and has the attending physician complete the CA-20a.

The ICCO submits the completed CA-8 to OWCP at least 5 days before the end of the period claimed on the CA-7 or the previous CA-8.

CA-10, What a Federal Employee Should Do When Injured at Work

The CA-10 provides employees with information regarding their rights, responsibilities, and benefits under FECA.

The CA-10 is to be posted on employee bulletin boards.

CA-11, When Injured at Work

This pamphlet provides facts about medical benefits, disability, compensation for death, and other entitlements for civilian employees of the federal government.

The CA-11 should be handed out during employee orientation.

CA-13, Work Injury Benefits for Federal Employees

The CA-13 is a card for federal employees to carry in their wallets as a reference. It provides instructions for employees and their families in the event of an employment-related injury or death.

The CA-13 should be handed out during employee orientation.

CA-16, Authorization for Examination and/or Treatment

The CA-16 authorizes an injured employee to obtain examination and/or treatment for up to 60 days and provides OWCP with an initial medical report.

The CA-16 forms are issued by the ICCO or trained control point personnel only.

The CA-16 must be promptly issued within 4 hours in traumatic injuries requiring medical attention, except first-aid injuries where the employee has elected treatment by a contract medical provider. CA-16s are rarely used for occupational illness or disease claims and only with prior OWCP approval. If the employee chooses to select a contract medical provider beyond first-aid treatment, the CA-16 should be issued in accordance with FECA for the employee's selection of the contract medical provider as the employee's treating physician.

CA-17, Duty Status Report

The CA-17 provides management and OWCP with an interim medical report containing information as to the employee's ability to return to any type of work. Initially issued by the supervisor at the time of injury, subsequent issuances are performed by either the ICCO or control point personnel. The employee is responsible for having the attending physician complete the CA-17 at each visit when there is a change in medical condition and for its prompt return to the ICCO or control point.

The ICCO submits the completed form to OWCP within 10 days from date of receipt.

CA-20, Attending Physician's Report

The CA-20 provides medical support for claims and is attached to the CA-7, which provides the ICCO and OWCP with medical information.

The CA-20 is initially issued by the supervisor at the time of injury when the CA-16 is not used and when the injury is not a first-aid injury treated by a contract medical provider. Subsequent issuances are the same as for the CA-17. CA-20 must be submitted promptly to OWCP upon completion of most recent examination or treatment.

CA-20a, Attending Physician's Supplemental Report

The CA-20a provides OWCP with additional medical information in connection with a supplemental claim filed on an attached CA-8. A corresponding CA-20a is to be submitted with each CA-8 filed. The CA-20a must be submitted promptly to OWCP upon completion of most recent examination or treatment.

HBK EL-505, INJURY COMPENSATION, DECEMBER 1995
THE USPS INJURY COMPENSATION PROGRAM

Evidence Required in Support of a Claim for

- 35A, *Occupational Disease*
- 35B, *Work-Related Hearing Loss*
- 35C, *Asbestos-Related Illness*
- 35D, *Work-Related Coronary/Vascular Condition*
- 35E, *Work-Related Skin Disease*
- 35F, *Work-Related Pulmonary Illness (not asbestosis)*
- 35G, *Work-Related Psychiatric Illness*
- 35H, *Work-Related Carpal Tunnel Syndrome*

The 35A-through-H series of forms provides employee and management with a checklist of information required from both parties in order for OWCP to adjudicate the respective occupational illness or disease claim.

These forms should be submitted with the CA-2.

HCFA-1500, Health Insurance Claim Form

This form provides OWCP with a standard billing form to facilitate payment of medical bills.

The HCFA-1500 is issued along with the CA-16, the CA-20, and the CA-17 when the employee is scheduled for medical examination and/or treatment.

Form 2491, Medical Report — First-Aid Injuries

Form 2491 provides management with a medical report containing information regarding the employee's ability to return to work. This form is used in lieu of the CA-16/20 and the CA-17 when the employee is being treated for a first-aid injury by a contract medical provider.

Form 2491 is issued by the ICCO or control point personnel or the supervisor at the time of injury (initial examination or treatment) and follow-up visit.

Form 2556, Third Party Statement of Recovery

Form 2556 provides OWCP and the USPS with a breakdown of disbursements made from monies recovered from a third party pursuit. This form is used when the employee is represented by an attorney or has assigned the action to the USPS.

When the employee is represented by an attorney, the ICCO issues this form directly to the attorney upon notification. Upon the employee's recovery, the form must be completed promptly and forwarded to OWCP with a check for the government's lien by the ICCO.

Form 2557, Employee's Third Party Recovery Statement

Form 2557 provides OWCP and the USPS with a breakdown of monies recovered by the employee when pursuing his or her own third party action.

HBK EL-505, INJURY COMPENSATION, DECEMBER 1995
THE USPS INJURY COMPENSATION PROGRAM

The ICCO issues this form promptly to the employee upon notification that he or she is pursuing his or her own action. Upon recovery, the employee returns the form to the ICCO, along with a check for the government's lien, for prompt referral to OWCP.

Form 2559, Third Party Claim — Information Request

Form 2559 provides information about the employee's action (or intended action) regarding the pursuit of a third party action.

This form is issued by the ICCO when the employee's response on Form 2562 was negative or undecided.

Form 2560, Referral of Third Party Material

This form is the cover letter for the transmittal of third party documents and information.

It is used by the ICCO when forwarding third party material.

Form 2562, Injury Compensation Program — Notice of Potential Third Party Claim

Form 2562 provides general information regarding a potential third party and the employee's intent.

This form is issued by the ICCO to the employee upon notification of a possible third party liability. The employee promptly completes the form and returns it to the ICCO for referral to OWCP.

Form 2573, Request — OWCP Claim Status

Form 2573 provides a standard format for requesting general claim status information from OWCP.

The form is used by the ICCO when needed.

Form 2577, Assignment of Claim to the USPS

Form 2577 provides the USPS with the authority to pursue a third party recovery.

This form is issued by the ICCO to the employee upon notification of the employee's lack of intent to take personal action. If in agreement, the employee completes and returns the form to the ICCO for referral to OWCP.

Publication 71, Notice for Employees Requesting Leave for Conditions Covered by the Family and Medical Leave Act

When an employee is absent from work because of an FMLA-covered injury or illness, a copy of Publication 71 is given to him or her along with the modified letter called Employee Rights, Responsibilities, and Choice of Physician (see Exhibit 3.5b).

2. Injury Compensation Office Setup

Overview

Procedures

Injury Compensation Unit

When forming an injury compensation unit...

- 2.1 Authorizing Injury Compensation Positions *district HR manager*
- 2.2 Supplying an Adequate Stock of Forms, Sample Letters,
and Supplies *senior IC specialist*
- 2.3 Supplying Office Equipment *district HR manager*
- 2.4 Centralizing the Processing of IC Forms and Paperwork
and the Management of Claims *district HR manager or senior IC specialist*

2. Injury Compensation Office Setup

Overview

The injury compensation (IC) office or unit serves as the injury compensation control office (ICCO). To effectively manage the Injury Compensation Program and control compensation costs, the IC unit must:

- Be organized in a manner that centralizes the processing of administrative paperwork.
- Promote efficiency through the training of IC personnel as well as managers and supervisors.
- Facilitate the administrative duties and responsibilities of IC personnel by utilizing the Human Resource Information System (HRIS) and the Workers' Compensation Information Subsystem (WCIS).
- Be large enough to accommodate file cabinets and a lektriever and have at least one conference area to allow for privacy while interviewing employees or preparing and discussing individual compensation cases.

Because of the complexities of IC policies, procedures, and regulations, the unit should have all resource materials identified in Chapter 1 available for guidance and reference.

Procedures

Injury Compensation Unit

When forming an injury compensation unit...

2.1 Authorizing Injury Compensation Positions — *district HR manager*

- Fill the following authorized IC positions:
 - Senior IC specialist.
 - HR specialists.
 - HR associates.

- Clearly define all duties and responsibilities of IC personnel so they will be held accountable for their specific areas, programs, and compensation cases.

HBK EL-505, INJURY COMPENSATION, DECEMBER 1995
INJURY COMPENSATION OFFICE SETUP

2.2 Supplying an Adequate Stock of Forms, Sample Letters, and Supplies — senior IC specialist

- Supply your unit with the following forms:
 - All CA and PS forms identified in Chapter 1.
 - Leave repurchase forms.
 - Form 2240, *Pay, Leave, and Other Hours Adjustment Request*.
 - Form 2243, *PSDS Hours Adjustment Record*.
 - Form 3971, *Request for or Notification of Absence*.

SEE Appendix D, Forms.
- Supply your office with the following correspondence:
 - Limited duty accommodations/acceptance or rejection of limited duty (see exhibits in Chapter 7, Limited Duty Program Management).
 - Leave repurchase policy notification (see Exhibit 4.19b, Sample Letter: Leave Buy Back Policy).
 - COP authorization (see Chapter 4, Claims Management).
 - Third party liability letters (see exhibits in Chapter 10, Third Party Liability).
 - Health benefit refund (see Chapter 4, Claims Management).
 - Basic controversion letter (see exhibits in Chapter 8, Controversion and Challenge).
- Furnish your office with the following office supplies:
 - Sturdy file folders with two-pronged fasteners on both sides. Do not use official personnel folders (OPFs).
 - Copy paper, legal pads, pencils, pens, paper clips, stapler, etc.
 - Bulletin board.

HBK EL-505, INJURY COMPENSATION, DECEMBER 1995
INJURY COMPENSATION OFFICE SETUP

2.3 Supplying Office Equipment — *district HR manager*

- Supply your office with the following office equipment:
 - Desks with telephones.
 - Facsimile machine.
 - Telephone answering machine.
 - Computers and printers.
 - Electric typewriter (optional, depending on computer capability).
 - Copy machine.
 - Document shredder.
 - File cabinets and lektriever.
 - Partitions.

HBK EL-505, INJURY COMPENSATION, DECEMBER 1995
INJURY COMPENSATION OFFICE SETUP

2.4 Centralizing the Processing of IC Forms and Paperwork and the Management of Claims — *district HR manager or senior IC specialist*

- Ensure that IC personnel receive proper training for effective claims management and program administration.

OWCP and USPS Training Courses

IC personnel may enroll in the following OWCP or USPS courses by contacting the OWCP district office or area HR analyst for injury compensation for scheduling.

OWCP

- OWCP Basic Course, Training for Federal Employing Agency Compensation Specialists (3 days).
- Advanced Course for Federal Agency Compensation Specialists (12 hours, self-paced).

USPS

- Injury Compensation Program Administration Course (2 weeks).
 - WCIS.
 - HRIS.
-

- Arrange to assign the claims equitably among members of the staff.
One common way to assign claims is to split the alphabet between staff members and assign claims according to the last initial of the claimant.
- Prepare a comprehensive IC policy and procedure statement to be incorporated in an accident kit so that managers and supervisors will know what to do when an injury occurs.

Establish a procedure for the:

- Main office.
- Station or branches.
- Associate offices.
- Other detached units such as vehicle maintenance facilities (VMFs) and bulk mail centers (BMCs).

The IC policy must:

- Require immediate notification of injury:
 - Injured employees must notify their supervisor if medically able to do so.
 - The supervisor must notify the IC unit. Record essential information on answering machine tape during IC unit off-tour hours.
- Ensure that injured employees receive immediate medical attention following an injury or illness.

HBK EL-505, INJURY COMPENSATION, DECEMBER 1995
INJURY COMPENSATION OFFICE SETUP

- Ensure that injured employees are informed of their rights and responsibilities, and that entitlements are authorized.
 - Require that all claim forms and related paperwork be submitted through the unit within the specific time frame (normally as soon as possible, but no later than 2 days after receipt from the employee).
 - Ensure that the employee's duty status is ascertained.
 - Ensure that limited duty is made available and offered.
- ◇ *This policy or procedure statement must be endorsed by the installation head and enforced.*

3. Immediate Involvement With Traumatic Injuries and Occupational Illnesses

Overview

Procedures

Employee Responsibilities

When a new employee is hired...

- 3.1 Informing Employees of Their Responsibilities supervisor
Obligation: Notifying OWCP of Traumatic Injury or Occupational Illness or Disease

Supervisor and Control Point Responsibilities in an Emergency

When an emergency work-related accident or illness occurs...

- 3.2 Initiating Medical Treatment in an Emergency supervisor
Medical Emergency
- 3.3 Authorizing Medical Treatment in an Emergency ICCO or control point
Obligation: Authorizing Medical Examination and/or Treatment

Supervisor and Control Point Responsibilities in a Nonemergency

When a nonemergency job-related accident or illness occurs...

- 3.4 Notifying the ICCO supervisor
Obligation: Notifying the ICCO
- 3.5 Advising the Employee of Rights and Responsibilities supervisor
Obligation: Advising Employees of Entitled Benefits Under FECA
Obligation: Notifying Employees Whether Absences Count Toward FMLA 12-Week Allowance
FMLA Protection
- 3.6 Assisting the Employee in Reporting an Injury and Making a Choice of COP or Leave supervisor
Prima Facie Evidence
- 3.7 Assisting the Employee in Reporting an Occupational Illness or Disease .. supervisor
- 3.8 Assisting the Employee in Reporting a Recurrence of Disability .. supervisor or ICCO
- 3.9 Initiating Medical Treatment in a Nonemergency ... ICCO or designated control point
Obligation: Ensuring Right to a Free Choice of Physician
Physician
Form 2491, Medical Report — First-Aid Injuries
- 3.10 Authorizing Medical Treatment in a Nonemergency supervisor or ICCO
Obligation: Authorizing Medical Examination and/or Treatment
When to Issue CA-16
- 3.11 Completing and Forwarding Claim Information supervisor

HBK EL-505, INJURY COMPENSATION, DECEMBER 1995
IMMEDIATE INVOLVEMENT WITH TRAUMATIC

- 3.12 Investigating the Claim *supervisor acting as control point*
Obligation: Investigating the Injury
Investigation Resources
- 3.13 Determining Duty Status *control point*
- 3.14 Monitoring the Claim *control point*
Obligation: Monitoring Duty Status

Exhibits

- 3.5a Advising the Employee of Rights, Responsibilities, and the Initial Choice of Physician
- 3.5b Sample Letter: Employee Rights, Responsibilities, and Choice of Physician
- 3.5c Sample Letter: Employee Rights, Responsibilities, and Choice of Physician
Publication 71, Notice for Employees Requesting Leave for Conditions Covered by
the Family and Medical Leave Act
Publication 71, Notice for Employees Requesting Leave for Conditions Covered by
the Family and Medical Leave Act
- 3.13 Injury Action Checklist

3. Immediate Involvement With Traumatic Injuries and Occupational Illnesses

Overview

This chapter addresses the supervisor's role in the event that an employee suffers a work-related traumatic injury or disease or illness. (For information regarding occupational disease or illness claims, see Chapter 4, Claims Management.)

As stated in Chapter 1, one of the main reasons for the development of the USPS Injury Compensation Program was cost control. This objective, however, in no way lessens our primary responsibility for the safety and health of our employees. Accident prevention should always be our first defense. After an accident and subsequent injury have occurred, however, active involvement and claims management at all levels are paramount to accomplishing our cost control and employee welfare goals. Close coordination and cooperation between IC and supervisory personnel are vital to ensure the best interests of both the employee and the USPS.

The employee's supervisor is in an excellent position to ensure that proper and immediate actions are taken following an injury. He or she has firsthand knowledge of the employee, the working environment and, in many cases, the actual circumstances surrounding the injury. It is the supervisor who is there to ensure that the injured employee is provided with his or her benefits and rights under FECA.

In addition to the employee's supervisor, the designated control point also plays an essential role in the early management of the claim. The designated control point initially authorizes, through the issuance of the CA-16, *Authorization for Examination and/or Treatment*, the medical examination and treatment when an injured employee elects an outside physician and hospital (not under contract with USPS), reviews initial medical findings to determine employee's duty status, and determines when the issuance of a CA-16 is not appropriate.

A CA-16 may be issued to a hospital or clinic under contract if the employee elects that provider as a treating physician and the extent of treating the injury is beyond first aid.

Procedures

Employee Responsibilities

When a new employee is hired...

3.1 Informing Employees of Their Responsibilities — *supervisor*

Obligation: Notifying OWCP of Traumatic Injury or Occupational Illness or Disease

FECA requires written notice of a traumatic injury be given within 30 calendar days from the date on which the injury occurs. Failure to give notice within this 30-day period will result in a loss of entitlement to COP as well as a loss of compensation rights in the event that the claim for compensation is not filed within 3 years. The notice of traumatic injury is given on the CA-1.

An employee who believes he or she has developed an occupational disease or illness, or a person acting on behalf of the employee, must give written notice of the disease or illness to the employee's official supervisor. If, for any reason, it is impractical to give notice to the employee's official supervisor, notice of the disease or illness is given to any USPS official or to OWCP. The notice of disease or illness is given on the CA-2.

FECA specifies that notice be given to OWCP within 30 calendar days from the date on which the employee was first aware, or by the exercise of reasonable diligence should have been aware, of a possible connection between the disease or illness and the related factors or conditions of employment. Failure to give notice within this time period may result in a loss of compensation rights in the event that the claim for compensation is not filed within 3 years.

- During employee orientation, advise employees to report their injuries and illnesses immediately in order to protect their interests, receive prompt medical care, and ensure uninterrupted income.
- Regularly advise employees of their responsibilities during periodic safety meetings.
- Ensure that the employee rights and responsibilities are posted on the bulletin board along with local injury compensation policy for reporting injuries.

Supervisor and Control Point Responsibilities in an Emergency

When an emergency work-related accident or illness occurs...

3.2 Initiating Medical Treatment in an Emergency — supervisor

Medical Emergency

A *medical emergency* is an injury or sudden and unexpected onset of a condition requiring immediate medical care. Some problems are considered emergencies because, if not treated promptly, they might become more serious (for example, animal bites, eye injuries, deep cuts, broken bones). Others are emergencies because they are potentially life-threatening (for example, heart attacks, strokes, weapon wounds, sudden inability to breathe). In the event that there is a doubt as to the emergent nature of the emergency, it should be handled as an emergency (ELM 543.14).

- ◇ *If emergency treatment is essential and securing authorization would be impractical, an employee may obtain emergency treatment without prior authorization.*
- Immediately ensure that appropriate medical care is provided:
 - Advise the employee of his or her right to treatment by a USPS contract medical provider or by a private physician or hospital of his or her choice.
 - Arrange for the employee to go to the nearest available physician or hospital or to a physician or hospital chosen by the employee or by the employee's representative.
 - In emergency situations, you must accompany the employee to the doctor's office or hospital, or arrange for another supervisor to do so, to ensure that the employee receives prompt medical treatment.
- If there is not sufficient time to advise the employee of all rights and responsibilities, advise the employee that he or she must do at least the following, if medically able to do so:
 - Submit CA-17, *Duty Status Report*, and other medical evidence to the supervisor or control point within FECA requirements after the examination (or at the start of the employee's next scheduled work shift), so that the employee's duty status may be determined.
 - Let the treating physician know of the availability of limited duty and request the physician to provide any limitations imposed by the injury.
 - Return Form 2491, *Medical Report — First-Aid Injuries*.

HBK EL-505, INJURY COMPENSATION, DECEMBER 1995
IMMEDIATE INVOLVEMENT WITH TRAUMATIC INJURIES AND OCCUPATIONAL ILLNESSES

- If there is not sufficient time to complete appropriate paperwork (see “When a nonemergency job-related accident or illness occurs...”), arrange to do it after medical care has been provided. Note that:
 - Verbal authorization may be given for medical treatment initially and the CA-16 issued within 4 hours (see 3.3, Authorizing Medical Treatment in an Emergency).
 - CA-1, *Federal Employee’s Notice of Traumatic Injury and Claim for Continuation of Pay/Compensation*, should be submitted within 48 hours, if possible.

HBK EL-505, INJURY COMPENSATION, DECEMBER 1995
IMMEDIATE INVOLVEMENT WITH TRAUMATIC INJURIES AND OCCUPATIONAL ILLNESSES

3.3 Authorizing Medical Treatment in an Emergency — ICCO or control point

Obligation: Authorizing Medical Examination and/or Treatment

Initial medical examination and/or treatment must be authorized in accordance with the FECA provisions and applicable OWCP regulations and policies governing medical care. FECA guarantees the employee the right to a free choice of physician.

- If the injury is an emergency and the employee needs medical attention immediately and selects a private physician or hospital, give verbal authorization and issue CA-16, *Authorization for Examination and/or Treatment*, within 4 hours. Coordinate transportation for the employee to his or her elected medical facility.

- ◇ *Remember that an injured employee cannot issue a CA-16 for himself or herself. If a person designated to issue a CA-16 becomes injured, the control point at the next higher level of authority would have to issue the CA-16 .*

SEE Chapter 1, USPS Injury Compensation Program.

Supervisor and Control Point Responsibilities in a Nonemergency

When a nonemergency job-related accident or illness occurs...

3.4 Notifying the ICCO — supervisor

Obligation: Notifying the ICCO

The supervisor must notify the ICCO immediately or as soon as possible after an injury has been reported.

- Notify the ICCO as soon as possible after an injury has been reported. Since most ICCOs are equipped with answering machines, notification can be given on a 24-hour basis.

Give the following information as soon as it is available:

- Name of injured employee.
- Date and time of injury.
- Injury type.
- Brief incident summary.
- Description of medical care provided, if any.
- Employee's duty status.

3.5 Advising the Employee of Rights and Responsibilities— supervisor

Obligation: Advising Employees of Entitled Benefits Under FECA

FECA provides that employees who suffer job-related disabilities are entitled to continuation of regular pay up to a maximum of 45 calendar days for a traumatic injury, compensation for wage loss if disability continues beyond 45 days, medical care, schedule awards, and vocational rehabilitation.

Obligation: Notifying Employees Whether Absences Count Toward FMLA 12-Week Allowance

Employees are to be notified in writing if related absences will count toward the 12 workweeks allowed under FMLA and, if so, provided with a copy of Publication 71, *Notice for Employees Requesting Leave for Conditions Covered by the Family and Medical Leave Act*.

- Review rights, responsibilities, and benefits with the employee (see Exhibit 3.5a).
- Determine if absences related to the accident or illness are covered by FMLA.

FMLA Protection

Only employees who have accumulated a total of 1 year of postal employment and have actually worked a total of 1,250 hours during the 12 months preceding the absence are eligible for the 12-week FMLA leave allotment.

Eligible employees who are absent because of an on-the-job injury or work-related illness receive FMLA protection if *either* of the following two conditions are met:

- *Hospital care*: inpatient care (i.e., an overnight stay) in a hospital or residential care facility.
 - *Absence plus treatment*: a period of incapacity of more than 3 consecutive calendar days that also involves *one* of the following:
 - Treatment, examination, or evaluation of the condition two or more times by a health care provider or health care services provider.
 - Treatment, examination, or evaluation of the condition by a health care provider on at least one occasion which results in a regimen of continuing treatment under the supervision of the health care provider. A regimen of continuing treatment includes, for example, a course of prescription medication or therapy that requires a visit to a health care provider to initiate.
-
-

HBK EL-505, INJURY COMPENSATION, DECEMBER 1995
IMMEDIATE INVOLVEMENT WITH TRAUMATIC INJURIES AND OCCUPATIONAL ILLNESSES

- Provide the employee with the letter called Employee Rights, Responsibilities, and Choice of Physician (see Exhibit 3.5b). If absences are covered by FMLA, use the modified letter (see Exhibit 3.5c) and attach Publication 71, *Notice for Employees Requesting Leave for Conditions Covered by the Family and Medical Leave Act*. Annotate a copy of the letter with the date that the employee was given the letter so that it can be forwarded to OWCP to be filed in the employee's case file.
- Provide the employee with one of the following forms, depending on the situation:
 - CA-1, *Federal Employee's Notice of Traumatic Injury and Claim for Continuation of Pay/Compensation*.
 - CA-2, *Notice of Occupational Disease and Claim for Compensation*.
 - CA-2a, *Federal Employee's Notice of Recurrence of Disability and Claim for Continuation of Pay/Compensation*.
- Proceed as indicated in 3.6, 3.7, or 3.8, depending on the situation.

HBK EL-505, INJURY COMPENSATION, DECEMBER 1995
IMMEDIATE INVOLVEMENT WITH TRAUMATIC INJURIES AND OCCUPATIONAL ILLNESSES

3.6 Assisting the Employee in Reporting an Injury and Making a Choice of COP or Leave — supervisor

- Provide the employee with CA-1, *Federal Employee's Notification of Traumatic Injury and Claim for Continuation of Pay/Compensation*. Instruct him or her to do the following:
 - Complete the employee's section of the form.
 - Make choice of treating physician.
 - Elect COP, annual leave, or sick leave if time loss occurs from the job-related injury.
 - Promptly return CA-1 with supporting medical documentation, if available, to the supervisor. If the employee submits medical information later, forward that information to the ICCO for submission with the CA-1, or with the case number, to OWCP.

- ◇ *The employee is responsible for submitting prima facie medical evidence of disability to the supervisor within 10 working days. If he or she fails to do so, COP can be terminated.*

HBK EL-505, INJURY COMPENSATION, DECEMBER 1995
IMMEDIATE INVOLVEMENT WITH TRAUMATIC INJURIES AND OCCUPATIONAL ILLNESSES

Prima Facie Evidence

Prima facie evidence is medical evidence that indicates the employee is disabled as a result of a job-related injury and thus cannot perform the job held at the time of injury.

- Upon receiving the completed CA-1 from the employee, do the following:
 - Document on CA-1 the date the form was received.
 - Complete the receipt attached to CA-1 and give a copy to the employee or his or her representative.
 - Review the CA-1 for completeness and accuracy, and assist the employee in correcting any deficiencies found.
 - Complete the official supervisor's report of traumatic injury, items 17 through 18.
 - Inform the employee of his or her right to elect COP or annual or sick leave for time loss resulting from the job-related injury.
 - Comment on the employee's narrative statement by either confirming it, refuting it, or providing additional, relevant, and probative information in a separate cover letter to the OWCP.
 - Complete Form 1769, *Accident Report*.
 - Submit the completed CA-1, a copy of Form 1769, *Accident Report*, and all other documentation to the ICCO within 24 hours of receipt from the employee.
 - Inform the employee whether COP will be controverted and whether pay will be terminated in accordance with one of the eight regulatory reasons.
 - Explain to the employee his or her responsibility to submit prima facie medical evidence of disability within 10 working days of the date of receipt of the CA-1 from the employee.

HBK EL-505, INJURY COMPENSATION, DECEMBER 1995
IMMEDIATE INVOLVEMENT WITH TRAUMATIC INJURIES AND OCCUPATIONAL ILLNESSES

3.7 Assisting the Employee in Reporting an Occupational Illness or Disease —
supervisor

- Provide the employee with CA-2, *Notice of Occupational Disease and Claim for Compensation*, and two copies of the appropriate checklist on CA-35 A-H (see Appendix D, Forms, for the individual names of these forms) for the disease reported. Instruct him or her to do the following:
 - Complete the employee's section of the form.
 - Provide all the necessary documentation as outlined in items 1 and 2 under "Instructions for Completing Form CA-2."
 - Promptly return the CA-2 and narrative statement within 2 days, if possible.
 - Provide detailed information for the supporting medical and factual information requested on the checklist.
 - Choose sick leave, annual leave, or leave without pay pending the OWCP adjudication of the claim, if unable to work.
 - Contact the ICCO for further guidance and compensation information.

- Upon receiving the completed CA-2 from the employee, do the following:
 - Document on CA-2 the date the form was received.
 - Complete the "Receipt of Notice of Occupational Disease or Illness" and give it to the employee or his or her representative.
 - Review the CA-2 for completeness and accuracy. If incomplete, contact the employee or his or her representative for the missing information and assist the employee in correcting any deficiencies found.
 - Complete the official supervisor's report of occupational disease, items 19 through 34.
 - Comment on the employee's narrative statement by either confirming, refuting, or providing additional, relevant, and probative information in a separate cover letter to OWCP.
 - Complete Form 1769, *Accident Report*.
 - Submit the completed CA-2, a copy of Form 1769, *Accident Report*, and all other documentation to the ICCO within 24 hours of receipt from the employee.

SEE Chapter 1, The USPS Injury Compensation Program.

HBK EL-505, INJURY COMPENSATION, DECEMBER 1995
IMMEDIATE INVOLVEMENT WITH TRAUMATIC INJURIES AND OCCUPATIONAL ILLNESSES

3.8 Assisting the Employee in Reporting a Recurrence of Disability — *supervisor or ICCO*

- Provide the employee with CA-2a, *Federal Employee's Notice of Employee's Recurrence of Disability*, and instruct him or her to do the following:
 - Complete part A, items 1 through 23. Provide a narrative statement explaining the circumstances surrounding the current disability and describe the connection between the current condition and job duties to the earlier injury or occupational disease or illness.
 - Complete part C, items 1 through 8, only if no longer employed by either the USPS or another federal agency at the time of recurrence. In this case, send the form directly to OWCP.
 - Choose COP (if entitled and the 45 calendar days have not been used, and 90 days have not elapsed since first return to duty) or annual or sick leave pending adjudication of the recurrence claim.
- Upon receiving CA-2a from the employee, do the following:
 - Complete part B, items 24 through 44. Seek assistance from the ICCO, if necessary.
 - Forward CA-2a and the employee's statement to the ICCO.

3.9 Initiating Medical Treatment in a Nonemergency — *ICCO or designated control point*

Obligation: Ensuring Right to a Free Choice of Physician

Initial medical examination and treatment must be authorized in accordance with FECA provisions and applicable OWCP regulations and policies governing medical care. FECA guarantees the employee the right to a free choice of physician.

- Inform the employee of his or her right to treatment by a USPS contract medical provider or by a private physician or hospital of his or her choice:
 - Provide the definition of *physician* (if necessary).
 - Advise the employee that, at any time, and at his or her own free will, the employee may select a physician or hospital within approximately 25 miles of his or her home or work site.

Physician

A *physician* is any surgeon, podiatrist, dentist, clinical psychologist, optometrist, chiropractor, or osteopathic practitioner used within the scope of his or her practice as defined by state law. Exceptions are as follows:

1. Chiropractors, if their reimbursable services are other than treatment consisting of manual manipulation of the spine to correct subluxation as demonstrated to exist by X ray.
 2. Naturopaths, faith healers, and other practitioners of the healing arts, because they are not recognized as physicians within the meaning of FECA.
-
-

- ◇ *In nonemergency situations, a postal supervisor is not authorized to accompany the employee to the medical facility.*
- Provide the appropriate forms and make arrangements for the employee to see the physician of choice:
 - If the employee selects treatment by a USPS contract medical provider, issue the following:
 - Form 3956, *Authorization for Medical Attention*, if it is necessary in your installation.
 - Form 2491, *Medical Report — First-Aid Injuries*.
 - If the employee selects a private outside physician or hospital, issue any or all of the following forms (see 3.10, Authorizing Medical Treatment in a Nonemergency):
 - CA-16, *Authorization for Examination and/or Treatment*.
 - CA-17, *Duty Status Report*.
 - CA-20, *Attending Physician's Report*.

HBK EL-505, INJURY COMPENSATION, DECEMBER 1995
IMMEDIATE INVOLVEMENT WITH TRAUMATIC INJURIES AND OCCUPATIONAL ILLNESSES

- HCFA-1500, *Health Insurance Claim Form*.
- If the employee does not select a physician, refer the employee to the USPS contract medical provider for diagnosis and initial evaluation, advising the employee that he or she may select a physician of choice after initial evaluation by the contract medical provider in accordance with ELM 543.1.
If the employee is to be examined by the USPS contract medical provider before seeking treatment from a private physician or hospital, ensure the following:
 - The examination is performed promptly following the report of the injury.
 - CA-16 is provided for the private physician of choice, within 4 hours of the injured employee's reporting of injury.
 - The USPS examination in no way interferes with or delays the employee's right to seek a prompt examination and treatment from a physician of choice.

Form 2491, *Medical Report — First-Aid Injuries*

Form 2491 is only for USPS provider-treated first-aid injuries and can be used for a maximum of two visits per injury (one initial and one follow-up) to confirm full recovery. If treatment is required beyond the second visit, the injury is no longer considered a first-aid injury, and the same forms must be issued as those needed for treatment when an outside physician or hospital is selected, as set forth in the following section. (This is true even if the employee continues treatment with the contract medical providers.)

- Refer the employee to the IC unit for assistance if he or she wishes to change his or her treating physician.
- ◇ *For continued payment of medical expenses by OWCP, a change of the employee's initial choice of physician is permitted only with OWCP approval.*

HBK EL-505, INJURY COMPENSATION, DECEMBER 1995
IMMEDIATE INVOLVEMENT WITH TRAUMATIC INJURIES AND OCCUPATIONAL ILLNESSES

3.10 Authorizing Medical Treatment in a Nonemergency — supervisor or ICCO

Obligation: Authorizing Medical Examination and/or Treatment

Initial medical examination and/or treatment must be authorized in accordance with the FECA provisions and applicable OWCP regulations and policies governing medical care. FECA guarantees the employee the right to a free choice of physician.

- In a nonemergency, determine if CA-16 issuance is required, as shown in the information block below.
 - If it is required, issue the employee the form within 4 hours.
 - If it is not required, provide a CA-17, *Duty Status Report*, and CA-20, *Attending Physician's Report*, to the employee for completion by the treating physician.
- ◇ *The CA-20 is attached to CA-7, Claim for Compensation on Account of Traumatic Injury or Occupational Disease. When used as mentioned above, it is to be detached from the CA-7.*

When to Issue CA-16

Issue CA-16 to authorize medical treatment:

- For all traumatic injuries requiring medical attention when the employee elects outside treatment, even if the initial treatment is provided by the contract physician, except as cited below.
- When the injured employee elects the USPS contract medical provider for continued medical treatment beyond the first-aid care (after the first two visits).
- Following a recurrence of disability, provided the ICCO agrees.
You must have concurrence by the ICCO for recurrence cases.

Do not issue CA-16 to authorize medical treatment:

- For first-aid injuries when medical care is provided by a USPS contract medical provider for the first two visits and the employee voluntarily accepts this care.
- Following the submission of an occupational disease or illness claim (CA-2) or an occupational disease or illness recurrence claim (CA-2a) that has not been accepted by OWCP.

Issuance of CA-16s for an occupational disease or illness claim must have prior OWCP approval. Refer all inquiries to the IC unit.

- At some future time or as the need arises.

Advanced or blanket authorization is not to be given. Advise employees who ask for it to contact OWCP in writing.

HBK EL-505, INJURY COMPENSATION, DECEMBER 1995
IMMEDIATE INVOLVEMENT WITH TRAUMATIC INJURIES AND OCCUPATIONAL ILLNESSES

Do not issue CA-16 to authorize a change of physicians after the initial choice has been made. Refer the employee to the ICCO.

- When the employee elects a physician of choice, ask the employee to contact the selected physician by telephone to determine if the physician is available and will accept the employee for treatment. If not, the employee should be encouraged to select another qualified physician or hospital in order to obtain prompt medical care. Inform the employee of his or her obligation to advise the physician of the availability of limited duty, letting the physician know that the USPS will accommodate most restrictions.
- ◇ *USPS personnel must not interfere with the medical care prescribed by the employee's attending physician. Supervisory contact with a physician or a physician's staff is to be limited to inquiries regarding the employee's duty status (see 4.5, Reviewing the Medical Documentation to Assess the Duty Status).*
- Complete your portion of the following forms and give them to the employee:
 - CA-16, *Authorization for Examination and/or Treatment*, or CA-20, *Attending Physician's Report*.
 - CA-17, *Duty Status Report*.
 - HCFA-1500, *Medical Provider's Claim Form*.
- Advise the employee to report back to you following the examination and treatment, if medically able:
 - If you will not be available, let the employee know to whom he or she should report.
 - Provide a telephone number to call in case the employee is medically unable to return.

HBK EL-505, INJURY COMPENSATION, DECEMBER 1995
IMMEDIATE INVOLVEMENT WITH TRAUMATIC INJURIES AND OCCUPATIONAL ILLNESSES

3.11 Completing and Forwarding Claim Information — *supervisor*

- If the employee elects either COP or sick or annual leave on a CA-1, ensure that Form 3971, *Request for or Notification of Absence*, is:
 - Complete for periods of disability beyond the day of injury.
 - Authorized by the IC unit.

- ◇ *Form 3971 cannot be filed until the employee completes a CA-1. Until a CA-1 is filed, the employee's time must be charged to either sick or annual leave or leave without pay (LWOP) in accordance with ELM 510, Employee Benefits.*

SEE Chapter 13, Timekeeping and Accounting.

- Coordinate employee's duty status with the designated control point.

When the employee is capable of returning to the work site following initial examination and treatment, the control point will review available medical documentation and determine if the employee is capable of returning to either full or limited duty.

- Upon completion of the CA-1, CA-2, or CA-2a — as soon as possible but no later than 24 hours following receipt from the employee — forward the claim package to the IC unit.
 - Submit the following documents, if available and applicable:
 - Form 3971.
 - Form 2491.
 - CA-17.
 - Other medical evidence or pertinent information.
 - Employee's Rights and Responsibilities sample letter.
 - Submit to the ICCO a copy of the investigation report (i.e., Form 1769, *Accident Report*, or other written accident reports), if available, so that ICCO personnel may decide if there are grounds to controvert or challenge the claim.

- ◇ *Do not delay the CA-1 pending completion of the investigation.*

- Maintain contact with the ICCO to ensure that the claim is properly managed and the employee is provided his or her rights under FECA.

HBK EL-505, INJURY COMPENSATION, DECEMBER 1995
IMMEDIATE INVOLVEMENT WITH TRAUMATIC INJURIES AND OCCUPATIONAL ILLNESSES

3.12 Investigating the Claim — *supervisor acting as control point*

Obligation: Investigating the Injury

According to FECA, the USPS does not have the right to participate actively in the claims adjudication process. However, the USPS may investigate the circumstances surrounding an injury to an employee and the extent of the employee's disability.

- Begin an investigation of the claim immediately upon notification that an injury has occurred:
 - Investigate the circumstances surrounding the injury and write down any facts you find.
 - If necessary, contact the ICCO and safety office so that they also may become involved in the investigation. The results of the investigation should either substantiate the claim or show doubt as to its validity.

Investigation Resources

Some of the sources and expertise available during the investigation include:

- Injured employee.
 - Witnesses.
 - Immediate supervisor and unit manager.
 - Medical evidence.
 - Safety staff.
 - IC unit staff.
 - Inspection Service.
 - Official personnel folder.
 - Vehicle accident investigator.
 - Law enforcement agency.
-
-

- Determine, if possible, if a third party liability exists.

If the investigation reveals that the injury was caused by a person or organization not under the employ of the USPS or other federal agency, annotate the appropriate block on the CA-1.

SEE Chapter 10, Third Party Liability.
- After the investigation is complete, write a detailed report of your findings.
- ◇ *Timely submission of reports is critical for proper processing, administration, and referral to OWCP within the established time frame of 10 working days from date of USPS receipt from employee.*

HBK EL-505, INJURY COMPENSATION, DECEMBER 1995
IMMEDIATE INVOLVEMENT WITH TRAUMATIC INJURIES AND OCCUPATIONAL ILLNESSES

3.13 Determining Duty Status — *control point*

- Review initial medical findings, determine employee's duty status, and assign the employee as follows:
 - Fit for full duty — return the employee to his or her regular assignment.
 - Fit for limited duty — place the employee in an assignment that accommodates his or her medical restrictions.
 - Not fit for duty — before the end of the employee's work shift on the day of injury, charge the remaining scheduled time to administrative leave. Beginning the next full day or work shift, the employee will be placed in the status annotated on the CA-1, either COP or sick or annual leave. Sick leave, annual leave, or LWOP will be used until accrued leave is exhausted (ELM 510). The employee will then be placed in a (leave without pay/injured on duty) LWOP-IOD status (see Chapter 7, Limited Duty Program Management, and Chapter 13, Timekeeping and Accounting.)
- Ensure that all medical documentation is forwarded to the ICCO and all necessary actions have been taken.
- Coordinate with employee's supervisor and review action items listed on Injury Action Checklist (see Exhibit 3.13).

HBK EL-505, INJURY COMPENSATION, DECEMBER 1995
IMMEDIATE INVOLVEMENT WITH TRAUMATIC INJURIES AND OCCUPATIONAL ILLNESSES

3.14 Monitoring the Claim — *control point*

Obligation: Monitoring Duty Status

The USPS monitors the employee's medical progress and duty status by obtaining periodic medical reports.

- Maintain contact with IC unit and supervisor. If the employee has been found not fit for duty, close coordination is instrumental in facilitating a return to work status as early as medically possible.

HBK EL-505, INJURY COMPENSATION, DECEMBER 1995
IMMEDIATE INVOLVEMENT WITH TRAUMATIC INJURIES AND OCCUPATIONAL ILLNESSES

Exhibit 3.5a

Advising the Employee of Rights, Responsibilities, and the Initial Choice of Physician

To make sure that the employee understands his or her rights and responsibilities:

- Provide the employee the sample letter called Rights, Responsibilities, and Initial Choice of Physician (see Exhibit 3.5b).
- Counsel the employee regarding rights and responsibilities, using the following summary, which is more detailed than that in the letter.

Continuation of Pay or Sick or Annual Leave

If the injury is disabling, the employee may elect to use one the following:

a. Continuation of Pay

COP may be used in the case of job-related injury for a period not to exceed 45 calendar days.

(Also see Chapters 4 and 13 for additional information regarding COP.)

If the employee elects COP, he or she must:

- (1) Annotate the appropriate block on CA-1, *Federal Employee's Notice of Traumatic Injury and Claim for Continuation of Pay/Compensation*.
- (2) Complete Form 3971, *Request for or Notification of Absence*.

Advise the employee that:

- (1) He or she has the right to select COP, annual leave, or sick leave.
- (2) He or she is responsible for submitting or arranging for the submittal of prima facie medical evidence of a traumatic disabling injury within 10 working days after claiming COP. Prima facie evidence is medical evidence that indicates the employee is disabled as a result of a job-related injury and thus cannot perform the job held at the time of injury. Under the provisions of 20 CFR 10.204(a)(1), if such evidence is not received within that time frame, it may serve as sufficient reason for termination of COP, subject to reinstatement upon receipt of such evidence.

b. Sick or Annual Leave

If the employee elects sick or annual leave, he or she must:

- (1) Annotate the appropriate block on CA-1, *Federal Employee's Notice of Traumatic Injury and Claim for Continuation of Pay/Compensation*.
- (2) Complete Form 3971, *Request for or Notification of Absence*.

HBK EL-505, INJURY COMPENSATION, DECEMBER 1995
IMMEDIATE INVOLVEMENT WITH TRAUMATIC INJURIES AND OCCUPATIONAL ILLNESSES

Advise the employee that:

- (1) The use of annual or sick leave does not extend the 45-calendar-day COP period that begins with the first period of time lost after the day or shift of injury.
- (2) Leave is limited to the amount that the employee has accrued.
- (3) An employee who elects to use sick or annual leave during the 45-day period in which COP is available is not entitled to buy back that leave with later compensation payments. (ELM 545.73b)
- (4) The employee may subsequently request COP instead of previously requested sick and/or annual leave. However, such a request must be made within 1 year of the date that leave is used, or within 1 year of the date OWCP approves the claim, whichever is later. If COP is granted, then the employee's sick and annual leave used for the period of time covering the absences for the injury will be credited to the employee's leave balance.
- (5) Pay attributable to the leave period (COP, sick leave, or annual leave) is subject to taxes and other usual payroll deductions.

Note: ICCO authorization is not required for the employee to use sick or annual leave.

Compensation

If disability extends beyond the 45-day COP entitlement period, the employee is entitled to file with the OWCP for compensation payments.

Medical Care

Injured employees are entitled to receive medical and related services made necessary by the medical condition or conditions accepted as being job-related. These services are provided by a physician or hospital of the employee's choice. When possible, the employee's choice of physician should be in writing and made part of the claim file. The sample letter Employee Rights, Responsibilities, and Choice of Physician will serve this purpose (see Exhibit 3.5b).

For continued payment of medical expenses by OWCP, a change of the employee's initial choice of physician is permitted only with OWCP approval. If an employee wishes to change his or her treating physician, refer the employee to either the ICCO or OWCP for assistance.

Return to Duty

Advise the employee of his or her obligation to return to duty (either full or limited) as soon as possible. To fulfill this obligation, the employee must:

- a. Advise the attending physician that the USPS will accommodate most limitations.

HBK EL-505, INJURY COMPENSATION, DECEMBER 1995
IMMEDIATE INVOLVEMENT WITH TRAUMATIC INJURIES AND OCCUPATIONAL ILLNESSES

- b. Request that the physician specify the limitations and restrictions imposed by the injury.
- c. Immediately advise the supervisor or control point of those limitations and restrictions.

If the USPS has identified specific alternative positions available, advise the employee to do the following:

- a. Furnish the attending physician the description of such alternative positions.
- b. Inquire whether and when he or she will be able to perform such duties.
- c. Furnish the supervisor, the ICCO, or the control point with a copy of the physician's response.

Schedule Awards

Eligible employees may be entitled to a schedule award, defined as compensation for the permanent loss, or loss of use, of each of certain members, organs, and functions of the body. Refer employees to the ICCO or OWCP for assistance if this should occur.

Vocational Rehabilitation

OWCP's policy is to assist permanently disabled employees, injured on the job, to return to gainful employment within their medically defined work restrictions. Consideration in the return-to-work effort is always given first to the previous employer.

Advise employees that if they become eligible for participation in this program, they will be contacted by OWCP and/or the USPS ICCO. Employees may also request consideration.

HBK EL-505, INJURY COMPENSATION, DECEMBER 1995
IMMEDIATE INVOLVEMENT WITH TRAUMATIC INJURIES AND OCCUPATIONAL ILLNESSES

Exhibit 3.5b

Sample Letter: Employee Rights, Responsibilities, and Choice of Physician

*Variant for Employee Absences **Not** Covered by Family and Medical Leave Act (FMLA)*

[U.S. Postal Service Letterhead]

___[date]___
___[name]___
___[street address]___
___[city, state, ZIP Code]___

Dear ___[name]___:

This letter is in regard to your job-related traumatic injury of ___[date]___.

In view of your recent injury, we would like to take this opportunity to advise you of some of the benefits and responsibilities that are accorded by the Federal Employees' Compensation Act (FECA). FECA benefits include but are not limited to the following:

- Initial choice of physician to provide medical examination and/or treatment.*
- Payment of injury-related medical expenses.
- Up to 45 calendar days of continuation of pay (COP).
- Compensation for wage loss after the 45-calendar-day COP period expires.
- Compensation for permanent impairment of specified members and functions of the body.
- Vocational rehabilitation services.
- Death and/or survivor benefits.

* In nonemergency situations, you should advise your supervisor, medical unit, or injury compensation control office or point of initial choice of physician before treatment. This will allow for timely issuance of the appropriate medical authorization forms.

While FECA provides for the above benefits, it also places certain responsibilities on the injured employee. Specifically, it is your responsibility to:

- Complete and submit the employee's portion of CA-1, *Federal Employee's Notice of Traumatic Injury and Claim for Continuation of Pay/Compensation*, to your supervisor as soon as possible.
- Arrange for the submission of prima facie (i.e., true, valid, and sufficient at first impression) medical evidence of a traumatic disabling injury to your supervisor, medical unit, or injury compensation control office or point within 10 working days after claiming COP. Failure to provide medical evidence may result in termination of COP.

HBK EL-505, INJURY COMPENSATION, DECEMBER 1995
IMMEDIATE INVOLVEMENT WITH TRAUMATIC INJURIES AND OCCUPATIONAL ILLNESSES

- If limited duty work is available and offered, you must notify your attending physician and request him/her to specify the limitations and restrictions that apply. Thereafter, immediately advise your supervisor, medical unit, or injury compensation control office or control point of the limitations and restrictions imposed by your physician.
- If offered limited duty work within the limitations and restrictions imposed by your attending physician, you are obligated to return to duty unless you request leave under FMLA.

In assigning limited duty, we will follow the provisions of the *Employee and Labor Relations Manual* (546.141a) so as to minimize any adverse disruptive effect on you.

Injury compensation control office or control point personnel are available to provide guidance or assistance on matters related to your injury. Additionally, such personnel will do everything possible to ensure timely receipt of benefits. If you have any questions whatsoever, visit or call the injury compensation unit at ___[telephone number]___ or contact your local OWCP.

We wish you a full and speedy recovery.

___[signature]___

___[name]___

Senior Injury Compensation Specialist

HBK EL-505, INJURY COMPENSATION, DECEMBER 1995
IMMEDIATE INVOLVEMENT WITH TRAUMATIC INJURIES AND OCCUPATIONAL ILLNESSES

Exhibit 3.5c

Sample Letter: Employee Rights, Responsibilities, and Choice of Physician

Variant for Employee Absences Covered by Family and Medical Leave Act (FMLA)

[U.S. Postal Service Letterhead]

___[date]___
___[name]___
___[street address]___
___[city, state, ZIP Code]___

Dear ___[name]___:

This letter is in regard to your job-related traumatic injury of ___[date]___.

In view of your recent injury, we would like to take this opportunity to advise you of some of the benefits and responsibilities that are accorded by the Federal Employees' Compensation Act (FECA). FECA benefits include but are not limited to the following:

- Initial choice of physician to provide medical examination and/or treatment.*
- Payment of injury-related medical expenses.
- Up to 45 calendar days of continuation of pay (COP).
- Compensation for wage loss after the 45-calendar-day COP period expires.
- Compensation for permanent impairment of specified members and functions of the body.
- Vocational rehabilitation services.
- Death and/or survivor benefits.

* In nonemergency situations, you should advise your supervisor, medical unit, or injury compensation control office or point of initial choice of physician before treatment. This will allow for timely issuance of the appropriate medical authorization forms.

You are also eligible for protections provided by FMLA, since your absence qualifies as a serious health condition that is covered by that Act.

While FECA provides for the above benefits, it also places certain responsibilities on the injured employee. Specifically, it is your responsibility to:

- Complete and submit the employee's portion of CA-1, *Federal Employee's Notice of Traumatic Injury and Claim for Continuation of Pay/Compensation*, to your supervisor as soon as possible.
- Arrange for the submission of prima facie (i.e., true, valid, and sufficient at first impression) medical evidence of a traumatic disabling injury to your supervisor, medical unit, or injury compensation control office or point within 10 working days after claiming COP. Failure to provide medical evidence may result in termination of COP.

HBK EL-505, INJURY COMPENSATION, DECEMBER 1995
IMMEDIATE INVOLVEMENT WITH TRAUMATIC INJURIES AND OCCUPATIONAL ILLNESSES

- If limited duty work is available and offered, you must notify your attending physician and request him/her to specify the limitations and restrictions that apply. Thereafter, immediately advise your supervisor, medical unit, or injury compensation control office or control point of the limitations and restrictions imposed by your physician.
- If offered limited duty work within the limitations and restrictions imposed by your attending physician, you are obligated to return to duty unless you request leave under FMLA. If you choose not to accept the limited duty job offer, you may not be entitled to COP or wage loss compensation under FECA. However, you are not obligated to accept such duty during the period of FMLA protection, provided you are willing to forgo the FECA wage loss payments.

In assigning limited duty, we will follow the provisions of the *Employee and Labor Relations Manual* (546.141a) so as to minimize any adverse disruptive effect on you.

Injury compensation control office or control point personnel are available to provide guidance or assistance on matters related to your injury. Additionally, such personnel will do everything possible to ensure timely receipt of benefits. If you have any questions whatsoever, visit or call the injury compensation unit at ___[telephone number]___ or contact your local OWCP.

We wish you a full and speedy recovery.

___[signature]___

___[name]___

Senior Injury Compensation Specialist

Attachment: Publication 71, Notice for Employees Requesting Leave for Conditions Covered by the Family and Medical Leave Act.

HBK EL-505, INJURY COMPENSATION, DECEMBER 1995
IMMEDIATE INVOLVEMENT WITH TRAUMATIC INJURIES AND OCCUPATIONAL ILLNESSES

Attachment for Exhibit 3.5c

Publication 71, Notice for Employees Requesting Leave for Conditions Covered by the Family and Medical Leave Act



Notice for Employees Requesting Leave for Conditions Covered by the Family and Medical Leave Act

I. Qualifying Conditions

The Family and Medical Leave Act (FMLA) provides that employees meeting the eligibility requirements must be allowed to take time off for up to 12 workweeks in a leave year for the following conditions:

1. Because of the birth of a son or daughter (including prenatal care), or to care for such son or daughter. Entitlement for this condition expires 1 year after the birth.
2. Because of the placement of a son or daughter with you for adoption or foster care. Entitlement for this condition expires 1 year after the placement.
3. In order to care for your spouse, son, daughter, or parent who has a serious health condition. Also, in order to care for those who have a serious health condition and who stand in the position of a son or daughter to you or who stood in the position of a parent to you when you were a child.
4. Because of a serious health condition that makes you unable to perform the functions of your position.

II. Eligibility

To be covered by FMLA, you must have been employed by the Postal Service for a total of at least 1 year *and* must have worked a minimum of 1,250 hours during the 12-month period before the date your absence begins.

III. Type of Leave or Pay

The time off counted toward the 12 workweeks allowed for the qualifying conditions can be any one or combination of the following:

- Time off you take as annual leave, sick leave, and/or LWOP in accordance with current leave policies.
- In the case of job-related injuries or illnesses, time off during which you are receiving continuation of pay (COP) and/or time during which you are placed on the Office of Workers' Compensation Program (OWCP) payroll.

Note that sick leave is available only for your own health condition except for the situations specifically designated in postal policy or collective bargaining agreements.

IV. Documentation

Supporting documentation is required for your leave request to receive final approval. Documentation requirements may be waived in specific cases by your supervisor.

- For qualifying condition (1) or (2), you must provide the birth or placement date.
- For conditions (3) or (4), you must provide documentation from the health care provider stating:
 1. The health care provider's name, address, phone number, and type of practice, and the patient's name.
 2. A certification that the patient's condition meets the FMLA definition of serious health condition, supporting medical facts, and a brief statement as to how the medical facts meet the definition's criteria.
 3. The approximate date the serious health condition commenced, its probable duration, and the probable duration of the patient's present incapacity, if different.
 4. Whether you will need to take leave intermittently or to work on a reduced schedule as a result of the serious health condition; and if so, the probable duration of such schedule, an estimate of the probable number of and the interval between episodes of incapacity, and the period required for recovery, if any.

continued

HBK EL-505, INJURY COMPENSATION, DECEMBER 1995

IMMEDIATE INVOLVEMENT WITH TRAUMATIC INJURIES AND OCCUPATIONAL ILLNESSES

Attachment for Exhibit 3.5c (continued)

Publication 71, Notice for Employees Requesting Leave for Conditions Covered by the Family and Medical Leave Act

continued

5. For pregnancy or a chronic serious health condition: whether the patient is presently incapacitated and the likely duration and frequency of episodes of incapacity.
6. If additional or continuing treatments are required: the nature and regimen of the treatments, an estimate of the probable number of treatments, the length of absence required by the treatments, and actual or estimated dates of the treatments, if known.
7. For your own serious health condition, including pregnancy or a chronic condition: whether you are unable to perform work of any kind, any parts of your job you are unable to perform, and if you must be absent from work for treatments.
8. To care for a family member with a serious health condition: whether the patient requires assistance for basic medical or personal needs or safety, or for transportation; or if not, whether your presence to provide psychological comfort would be beneficial to the patient or assist in the patient's recovery; and the probable duration of the need for care or an intermittent or reduced work schedule basis. You must indicate on the form the care you will provide and an estimate of the time period.
 - If the serious health care condition is a result of a job-related injury or illness, the documentation requirements are provided separately.
 - If the time off requested is to care for someone other than a biological parent or child, appropriate explanation of the relationship may be required.

Supporting information that is not provided at the time the leave is requested must be provided within 15 days, unless this is not practical under the circumstances. If the Postal Service questions the adequacy of a medical certification, a second or third opinion may be required. These are obtained off the clock. However, the Postal Service will pay for these opinions, plus reasonable "out of pocket" travel expenses incurred to obtain the opinions.

During your absence, you must keep your supervisor informed of your intentions to return to work and status changes that affect your ability to return. Failure to provide information can result in the denial of family and medical leave under these policies.

V. Benefits

Health Insurance — To continue your health insurance during your absence, you must continue to pay the "employee portion" of the premiums. This continues to be withheld from your salary while you are in a pay status. If the salary for a pay period does not cover the full employee portion, you are required to make the payment. If this occurs, you will be advised of the procedures for payment.

Life Insurance — Your basic life insurance is free and continues. If you are in an LWOP status for more than a year, this coverage is discontinued; in this case you have the option to convert to an individual policy. If you have optional life insurance coverage, it continues. Your premium payments continue to be withheld from your pay check. If you are in a nonpay status, your optional insurance coverage continues without cost for up to 12 months. Thereafter you can convert this coverage to an individual policy.

Flexible Spending Accounts (FSAs) — If you participate in the FSA program, see your employee brochure for the terms and conditions of continuing coverage during leave without pay.

VI. Return to Duty

At the end of your leave, you will be returned to the same position you held when the absence began (or a position equivalent to it), provided you are able to perform the functions of the position and would have held that position at the time you returned if you had not taken the time off.

If the absence is due to your own health condition and exceeds 21 calendar days, you must submit evidence of your ability to return to work before you will be allowed to return.

HBK EL-505, INJURY COMPENSATION, DECEMBER 1995
 IMMEDIATE INVOLVEMENT WITH TRAUMATIC INJURIES AND OCCUPATIONAL ILLNESSES

Exhibit 3.13

Injury Action Checklist

Action	✓ Check
<i>Immediately ensure that medical care is provided to the employee in emergency situations.</i>	
Contact the ICCO immediately or as soon as possible following report of injury.	
Provide the employee with sample letter called Employee Rights, Responsibilities and Choice of Physician (see Exhibit 3.5b).	
Review rights and responsibilities with employee. <ul style="list-style-type: none"> — Have employee complete and sign the sample letter. — Provide employee with a copy of sample letter. 	
Assist employee in completing employee's portion of the CA-1, if necessary.	
Upon submission by employee, complete the receipt portion of CA-1 and return the receipt to the employee.	
Complete supervisor's portion of CA-1.	
Have the employee make an appointment with the physician of employee's choice, if a private physician was elected.	
Issue appropriate medical forms: <ul style="list-style-type: none"> Form 2491, <i>Medical Report — First-Aid Injuries.</i> — CA-16, <i>Authorization for Examination and/or Treatment</i> — CA-17, <i>Duty Status Report.</i> — CA-20, <i>Attending Physician's Report.</i> — HCFA-1500, <i>Health Insurance Claim Form.</i> 	
Review medical documentation following examination or treatment and determine employee's duty status.	
Make limited duty job offer, if appropriate.	
Issue Form 3971, <i>Request for or Notification of Absence</i> , if employee is found unfit for duty.	
Complete investigation of circumstances surrounding injury.	
Forward CA-1 (and all available medical and other pertinent documentation) to the ICCO as soon as possible but no later than within 24 hours from date of receipt from employee.	

NOTE: This checklist is a brief overview of the primary actions that must be taken immediately following an injury. While all of the above actions must be performed, they do not necessarily need to be performed in the listed sequence. The sequence of events will depend on the individual circumstances.

4. Claims Management

Overview

Procedures

Initial Traumatic Injury Claims Management

When the ICCO receives notice of a traumatic injury or death...

- 4.1 Determining If the Claim Is Reportable ICCO
Obligation: Submitting the Claim to OWCP in a Timely Manner
- 4.2 Making an Initial Assessment Following Verbal Notification ICCO
- 4.3 Processing Documentation ICCO
- 4.4 Reviewing CA-1, Federal Employee's Notice of Traumatic Injury and Claim for Continuation of Pay ICCO
- 4.5 Reviewing the Medical Documentation to Assess the Duty Status ICCO
Obligation: Assigning Limited Duty
- 4.6 Reviewing the Information for Integrity ICCO
- 4.7 Submitting the Claim Package to OWCP ICCO

Initial Occupational Illness or Disease Claims Management

When the ICCO receives notice of a potential occupational illness or disease...

- 4.8 Responding to Notice of a Potential Occupational Disease or Illness ICCO
- 4.9 Reviewing CA-2, Notice of Occupational Disease and Claim for Compensation ICCO
- 4.10 Reviewing the Claim Information for Integrity ICCO
- 4.11 Submitting the Claim Package to OWCP or Retaining It ICCO

Claims Management in Case of Death

When the ICCO receives notice of a death from a traumatic injury or potentially from an occupational disease or illness...

Obligation: Informing Survivors of Compensation in Case of a Death

- 4.12 Investigating a Death From a Traumatic Injury or Potentially From an Occupational Disease or Illness supervisor or ICCO
- 4.13 Formally Notifying OWCP of the Death ICCO
- 4.14 Contacting the Employee's Family supervisor or ICCO

Management of the 45-Day COP Entitlement Period

When the injured employee does not return to work immediately following a traumatic injury...

- 4.15 Responding to an Employee's Election of COP, Sick, or Annual Leave ICCO
Obligation: Informing Injured Employees of Right to COP, Sick, or Annual Leave
- 4.16 Providing COP ICCO or designated control point

HBK EL-505, INJURY COMPENSATION, DECEMBER 1995
CLAIMS MANAGEMENT

- 4.17 Monitoring the Medical Documentation to Determine the RTW Date ICCO

Continued Case Management

When it appears that an employee will remain totally or partially disabled beyond the first 45 days following a traumatic injury...

- 4.18 Monitoring a Partially Disabled Employee ICCO
Assigning an Employee to Limited Duty
- 4.19 Initiating Compensation for a Totally Disabled Employee ICCO
Obligation: Advising Employee of Obligation to Return to Work
- 4.20 Initiating Actions for Continuing Health Benefits Enrollment ICCO

Extended Claims Management

When the employee remains totally or partially disabled beyond 1 year...

- 4.21 Determining Whether an Employee Is Eligible to Participate in an In-House Rehabilitation Program ICCO
Obligation: Reassigning an Employee Following Limited Duty
- 4.22 Determining Whether to Separate or Not to Separate an Employee After Remaining in an LWOP-IOD Status ICCO
Obligation: Allowing LWOP-IOD Status for 1 Year
- 4.23 Separating an Employee in an LWOP-IOD Status From USPS Rolls ICCO
Retirement Rights
- 4.24 Ensuring That Eligible Employees Receive Their Health Benefits Refund ICCO
Obligation: Ensuring Refund of Health Benefits
- 4.25 Initiating Health Benefits Refund ICCO or designated control point personnel

Reassignment and Reemployment

When a current employee is to be reassigned or a former employee reemployed...

- 4.26 Considering a Former or Current Employee for Reemployment ICCO
Obligation: Ensuring Reemployment or Reassignment of Employees Injured on Duty
- 4.27 Ensuring Recognition of Appeal Rights ICCO
Obligation: Ensuring Notification of Restoration Appeal Rights

Exhibits

- 4.6 Conditions for Compensation of Claims
- 4.16 Conditions for Continuation of Pay
- 4.19a Employee Rights and Responsibilities in Extended Cases
- 4.19b Sample Letter: Leave Buy Back Policy
- 4.20a Sample Letter: Request for Transfer of FEHB Enrollment to OWCP
- 4.20b Sample Letter: Transfer of Federal Employees Health Benefit Enrollment to Office of Workers' Compensation Programs

4. Claims Management

Overview

This chapter addresses the various claims management stages. Good claims management is a continuing effort and does *not* end at the conclusion of the 45-day COP entitlement period. Claims management continues until the following occurs:

- The injured or ill worker is returned to full duty and medical care is finished.
- His or her disability is ruled by OWCP as being no longer job related.
- The employee's survivor dies or becomes ineligible, and benefits for the survivor cease.

Even when the employee is considered permanently and totally disabled, i.e., never will be able to return to work (RTW) in any capacity, supporting medical information should be reviewed periodically.

The ICCO serves two primary customers — the injured employee and the USPS. IC personnel must ensure that the employee is provided with all the rights and benefits to which he or she is entitled. At the same time, the interest of the USPS must be served by guarding against workers' compensation fraud and abuse.

Serving the interests of these two customers is neither an easy task nor one that the ICCO can accomplish alone. Close coordination and cooperation with all functional areas is absolutely necessary for a successful program. The ICCO is, however, responsible for the day-to-day program administration within the USPS. All claim documents must be tracked through the ICCO for referral to OWCP.

This chapter is divided into six sections. The first three deal with initial claims management. The last three deal with claims management for progressively longer periods:

- Initial traumatic injury claims management — what must be done as soon as the ICCO learns of the injury.
- Initial occupational illness or disease claims management — what must be done as soon as the ICCO learns of the illness or disease.
- Claims management in case of death — what must be done as soon as the ICCO learns of the death.
- Management of the 45-day COP entitlement period — what must be done during the 45-day period.
- Continued claims management — what must be done following the 45-day COP entitlement period during the first year of disability.
- Extended claims management — what must be done when total or partial disability extends beyond 1 year.

Procedures

Initial Traumatic Injury Claims Management

When the ICCO receives notice of a traumatic injury or death...

4.1 Determining If the Claim Is Reportable — ICCO

Obligation: Submitting the Claim to OWCP in a Timely Manner

A CA-1, *Federal Employee's Notice of Traumatic Injury and Claim for Continuation of Pay/Compensation*, is completed for job-related traumatic injuries, including first-aid cases. If the injury meets the conditions for reporting to OWCP, the ICCO submits the completed CA-1, *Federal Employee's Notice of Traumatic Injury and Claim for Continuation of Pay or Compensation*, and any other documents that have some bearing on the claim to the appropriate OWCP office within 10 working days after they are received from the employee.

- Determine if the claim is the result of a traumatic injury and is reportable to OWCP by checking the two following lists, and then take one of the following actions:
 - File the CA-1 for a “nonreportable” first-aid case, i.e., one that meets all of the following conditions:
 - Treatment is provided by a USPS physician, nurse, or contract medical provider.
 - The initial visit occurs during workhours or nonworkhours on the day or during the shift in which the injury occurred, or during nonworkhours thereafter.
 - The follow-up visit for confirmation of complete recovery occurs during nonworkhours.
 - The employee is able to perform all duties of his or her position.
 - File a nonreportable first-aid injury in the employee’s official medical folder (OMF) or in the employee’s official personnel folder (OPF) if there is no OMF.
 - Prepare to report the claim to OWCP in other cases. An injury must be reported if it is likely to result in or has resulted in, any of the following:
 - A reportable first-aid case, i.e., one that is treated by a private physician, or that the employee simply wishes to report.
 - Prolonged treatment beyond first aid, i.e., more than initial and one follow-up visit of medical care.
 - A medical claim charged against OWCP.
 - Disability for work or assignment to limited duty beyond the day or shift of injury.

HBK EL-505, INJURY COMPENSATION, DECEMBER 1995
CLAIMS MANAGEMENT

- Continuation of pay.
- Future disability.
- Permanent impairment.
- Death.

◇ *An employee cannot be required to complete a CA-1 if he or she chooses not to. However, the ICCO should annotate the employee's refusal to complete a CA-1.*

4.2 Making an Initial Assessment Following Verbal Notification — ICCO

- Determine what the circumstances surrounding the accident were and what actions have been taken by considering the following questions:
 - Was medical care provided by a postal contract medical provider or by a private physician?
 - Was CA-16 used?
 - Were proper forms provided?
 - What is the employee's duty status?
 - Is the medical condition job-related?
 - Is the employee capable of limited duty?
 - Was a limited duty job offer made?
 - When can receipt of the claim forms be expected?
 - Provide assistance in regard to forms completion, submission, required follow-up actions, etc.
 - If the injury resulted in an employee fatality, use the guidelines found in 4.12, *Investigating a Death From a Traumatic Injury or Potentially From an Occupational Disease or Illness*.
 - Notify the district HR manager through the proper chain of command of any serious breakdown in procedure, e.g., failure to provide appropriate medical care.
 - ◇ *If the claim is reportable, the completed CA-1 and any other documents related to the claim will need to be submitted to the appropriate OWCP office within 10 working days after it is received from the employee.*
- SEE 4.6, Reviewing the Information for Integrity.
4.7, Submitting the Claim Package to OWCP.

HBK EL-505, INJURY COMPENSATION, DECEMBER 1995
CLAIMS MANAGEMENT

4.3 Processing Documentation — ICCO

- Date-stamp all claim documents upon receipt in the ICCO.
- Check the documentation to ensure receipt of the following:
 - CA-1, *Federal Employee's Notice of Traumatic Injury and Claim for Continuation of Pay/Compensation*.
 - All medical evidence (Form 2491, *Medical Report — First-Aid Injuries*, and CA-17, *Duty Status Report*, and other documentation).
 - The Employee Rights, Responsibilities, and Choice of Physician letter (see Exhibit 3.5b for sample) with the attachment Publication 71, *Notice for Employees Requesting Leave for Conditions Covered by the Family and Medical Leave Policies* (see Exhibit 3.5e).
 - Form 3971, *Request for or Notification of Absence*, if required.
 - Other information pertinent to the case (e.g., investigation report).
- Ensure that the data have been entered into the HRIS.
- Coordinate with safety personnel to ensure that Form 1769, *Accident Report*, has been completed.

HBK EL-505, INJURY COMPENSATION, DECEMBER 1995
CLAIMS MANAGEMENT

4.4 Reviewing CA-1, *Federal Employee's Notice of Traumatic Injury and Claim for Continuation of Pay — ICCO*

- Review CA-1 for completeness and accuracy. If it is incomplete, contact the employee, the employee's representative, or the employee's supervisor for the missing information.
- Any changes made on the Supervisor portion of the CA-1 must be initialed by ICCO personnel (or the supervisor) making the revision. If the employee wishes to make a change to the Employee Data portion, ensure that the employee initials the revision or submits the change in writing on a separate piece of paper that is signed and dated.
- ◇ *Under no circumstances may ICCO personnel revise any information submitted by the injured employee or by his or her representative or delay submission of the CA-1 to the OWCP within 10 working days from the date received by the supervisor.*

4.5 Reviewing the Medical Documentation to Assess the Duty Status — ICCO

Obligation: Assigning Limited Duty

When an employee is not totally disabled or has partially overcome the injury or disability, the USPS must make every effort to assign the employee to limited duty consistent with the employee's work limitation tolerance.

- Review the medical documentation, e.g., Form 2491, *Medical Report — First-Aid Injuries*, and CA-17, *Duty Status Report*, to ensure that it is sufficient to assess the employee's duty status and do the following:
 - Determine if the medical documentation is consistent with the information reported on the claim form or other documentation.

Example: *If the severity and length of disability appears disproportionate to the injury (e.g., the CA-17 reflects 2 weeks of total disability for a finger contusion), ensure that the treating physician is aware of the availability of limited duty.*
 - If the injured employee was seen by both an outside private physician and a USPS contract medical provider, determine if there is a conflict in medical opinion (see 6.6, Responding After the Fitness-For-Duty examination (FFD) Decision).
- If duty status has not been indicated, contact the treating physician, either in writing or by telephone, for clarification for ICCO to determine if a FFD is appropriate (ELM 547.3).
- The ICCO or the control point may contact the treating physician concerning the employee's work limitations and restrictions imposed by the effects of the injury and possible job assignment. However, when possible, this contact should be made by either the health unit or USPS medical provider personnel. Contact with the treating physician for medical information other than the employee's duty status should be made only by the USPS associate area medical director, a medical provider, or the occupational health nurse administrator.*

SEE Chapter 6, Medical Management.
- If the employee's duty status has been indicated, do the following:
 - If fit for full duty, (i.e., no disability, capable of working his or her regular job), determine if the employee is working. If the employee is back to regular work, no further follow-up is needed. If not, find out the reason.
 - If fit for limited duty, (i.e., partially disabled, capable of working within his or her medical restrictions), determine if a proper limited duty job offer was made.
 - Document any change in duty status. Immediately send a new CA-17 to the treating physician to formally document any change.

HBK EL-505, INJURY COMPENSATION, DECEMBER 1995
CLAIMS MANAGEMENT

SEE Chapter 7, Limited Duty Program Management.

- If totally disabled (i.e., cannot work at all in any capacity), determine whether the employee elected COP on the CA-1, and if so, whether COP has been provided.

4.6 Reviewing the Information for Integrity — ICCO

- Using the information found in Exhibit 4.6, Conditions for Compensation of Claims, review the information to determine if there is a basis to challenge the claim or any part of it with OWCP, or any reason to refer the case to the Inspection Service for investigation of possible fraud or abuse.

SEE Exhibit 4.6, Conditions for Compensation of Claims.
Chapter 8, Controversion and Challenge.
Chapter 9, Fraud and Abuse.

4.7 Submitting the Claim Package to OWCP — ICCO

- Submit the employee's claim package to OWCP within the established 10-working-day time frame. If supportive information is available, submit the entire package consisting of the following:
 - A properly completed CA-1.
 - A properly completed CA-16.
 - All available medical documentation.
 - All supportive documentation (witness statements, investigation report, etc.).
 - The signed, dated copy of the Employee Rights, Responsibilities, and Choice of Physician letter (see Exhibit 3.5b for sample).
- ◇ *Do not, under any circumstances, delay submission of the CA-1. The 10-day period begins from the date of receipt by the postal official who initially receives the document. If medical reports and supportive information are not available, send a cover letter with the completed CA-1 advising OWCP what additional information will be forthcoming. This action will allow OWCP to assign a claim number and initiate the claims process.*
- The OWCP will notify the employee and the ICCO of the claim number by CA-801 (postcard). This information is also available on the Workers' Compensation Information Subsystem (WCIS). If this information is not available within 5 days after submission of the initial claim to OWCP, send available supportive information, making sure the DOI and Social Security number are included for identification.
- ◇ *Do not hold any information or documentation in suspense more than 5 days after submission of the initial claim to OWCP while waiting for a claim number to be assigned.*

Initial Occupational Illness or Disease Claims Management

When the ICCO receives notice of a potential occupational illness or disease...

4.8 Responding to Notice of a Potential Occupational Disease or Illness — ICCO

- Upon receipt of CA-2, *Notice of an Occupational Disease and Claim for Compensation*, inform the employee of the following:
 - COP is not applicable in cases of occupational disease or illness.
 - He or she is to submit CA-7 if he or she wishes to make a claim for compensation as a result of his or her job-related disease or illness or CA-8 if the disability continues and subsequent claims are to be made.
 - Compensation benefits (i.e., payment for lost wages, payment of medical expenditures, etc.) are contingent upon OWCP's approval of the claim. If approved, compensation is not payable for the first 3 days of disability unless the disability extends beyond 14 calendar days.
 - Medical care is authorized via CA-16 only with prior approval of OWCP.
 - Supporting medical and factual information as requested on the checklists, Forms CA 35A–H, will expedite OWCP's adjudication of the claim.

HBK EL-505, INJURY COMPENSATION, DECEMBER 1995
CLAIMS MANAGEMENT

4.9 Reviewing CA-2, Notice of Occupational Disease and Claim for Compensation —
ICCO

- Review the completed CA-2 for completeness and accuracy. If incomplete:
 - Contact the employee, his or her representative, or the supervisor for the missing information.
 - Assist the employee or supervisor in correcting any deficiencies.

- Insert the appropriate codes on both the front and back of the CA-2 in the following categories:
 - Occupation.
 - Type and source of injury.
 - Agency code.

4.10 Reviewing the Claim Information for Integrity — ICCO

- Using the information found in Exhibit 4.6, Conditions for Compensation of Claims, review the information to determine if there is a basis to challenge the claim or any part of it with OWCP, or any reason to refer the case to the Inspection Service for investigation of possible fraud or abuse.

SEE Exhibit 4.6, Conditions for Compensation of Claims.
Chapter 8, Controversion and Challenge.
Chapter 9, Fraud and Abuse.

HBK EL-505, INJURY COMPENSATION, DECEMBER 1995
CLAIMS MANAGEMENT

4.11 Submitting the Claim Package to OWCP or Retaining It — ICCO

- If medical expenses or lost time were incurred or are expected, submit the original completed CA-2 and accompanying documentation to the OWCP district office as soon as possible, but no later than 10 working days from when the form was received by the official supervisor.
- Do not delay submission pending receipt of supportive and requested documentation.*
- If medical expense or lost time is not incurred or expected, submit the CA-2 to the district OWCP and file a copy of the CA-2 in the employee's OPF.
- Enter the claim and all other activity in HRIS to monitor the disability and OWCP's adjudication and establish call-up dates.

Claims Management in Case of Death

When the ICCO receives notice of a death from a traumatic injury or potentially from an occupational disease or illness...

Obligation: Informing Survivors of Compensation in Case of a Death

FECA provides for the payment of monetary compensation to specified survivors of an employee whose death is the result of an employment-related injury or illness and for payment of certain funeral and burial expenses.

4.12 Investigating a Death From a Traumatic Injury or Potentially From an Occupational Disease or Illness — supervisor or ICCO

- Immediately after receiving notice of an employee's death, notify the following individuals by telephone, telegram, or facsimile if available:
 - Designated area HR analyst.
 - The OWCP district office.
- Coordinate with safety personnel, the Inspection Service, local law enforcement personnel, or other investigative agencies to conduct a thorough investigation of the circumstances surrounding the employee's death.

The OHNA or the USPS contract medical provider should assist in making any necessary medical contacts (e.g., hospital emergency room, coroner's office) and securing their reports.

- IC personnel must prepare written notification on CA-6 and submit it to the OWCP as soon as possible, and within 10 working days of notification of the death.

HBK EL-505, INJURY COMPENSATION, DECEMBER 1995
CLAIMS MANAGEMENT

4.13 Formally Notifying OWCP of the Death — ICCO

- Upon completion of the investigation, initiate CA-6. Submit this form to OWCP as soon as possible and send a duplicate copy to the area HR manager via the designated area HR analyst. The statutory limits for filing these claims are:
 - Within 10 working days after receiving knowledge of a death by traumatic injury.
 - Within 30 calendar days after knowing, by the exercise of reasonable diligence, that the employee's death was due to an employment-related occupational disease or illness.

- ◇ *Failure on the part of the USPS to give written notice to OWCP within statutory time limits may result in a loss of compensation rights by the deceased employee's survivors in the event that the survivors fail to file a claim for compensation within 3 years.*

4.14 Contacting the Employee's Family — *supervisor or ICCO*

- Contact the employee's family, and do the following:
 - Offer assistance in completing the appropriate claim form, i.e., CA-5, *Claim for Compensation by Widow, Widower, and/or Children*, or CA-5b, *Claim for Compensation by Parents, Brothers, Sisters, Grandparents, or Grandchildren*.
 - Ensure that the employee's family is advised of their rights under FECA to collect payment of monetary compensation to specified survivors of an employee whose death is the result of an employment-related injury and for payment of certain funeral and burial expenses.
 - Explain to the employee's family the distinction between OPM and OWCP benefits and arrange a meeting with the personnel services office for further explanation of OPM and OWCP entitlements.
- If the investigation reveals a basis to challenge the claim, prepare a challenge package in accordance with Chapter 8, *Controversion and Challenge*, and submit this to OWCP along with CA-5 or CA-5b.
- ◇ *Ensure that family contact is conducted in accordance with the local installation's established protocol.*
- If the employee's survivors are entitled to benefits, periodically review the case to ensure that the legal period of entitlement has not been exceeded.

Management of the 45-Day COP Entitlement Period

When the injured employee does not return to work immediately following a traumatic injury...

4.15 Responding to an Employee's Election of COP, Sick, or Annual Leave — ICCO

Obligation: Informing Injured Employees of Right to COP, Sick, or Annual Leave

A traumatically injured employee may elect to have COP for the first 45 calendar days of disability or to use sick or annual leave. This election must be made on the CA-1.

- Determine whether the employee has elected COP, sick, or annual leave on the CA-1.
- If the employee chooses sick or annual leave, ensure that the employee has been made aware of his or her rights and responsibilities (see Exhibit 3.5b, Sample Letter: Employee Rights, Responsibilities, and Choice of Physician).
- If the employee elects COP, follow the procedures in 4.16, Authorizing COP.
SEE Chapter 3, Immediate Involvement With Traumatic Injuries and Occupational Illnesses.

HBK EL-505, INJURY COMPENSATION, DECEMBER 1995
CLAIMS MANAGEMENT

4.16 Providing COP — ICCO or designated control point

- Ensure that the supervisor has submitted the Form 3971, completed and signed with the CA-1 (see Exhibit 4.6).
- If the claim appears to satisfy the conditions for providing COP as shown in Exhibit 4.16, determine whether to:
 - Provide COP. Prima facie medical evidence must be submitted within 10 working days for COP to continue.
 - Provide COP but prepare to controvert it.
 - Withhold COP and prepare to controvert it.
 - Withhold COP and/or apply to OWCP for compensation.
- ◇ *COP may be controverted for any failure to meet conditions of entitlement. COP may be withheld, however, only in limited circumstances as specified in Exhibit 4-16. Remember that the final decision regarding COP entitlement rests with OWCP.*

SEE Exhibit 4.16, Conditions for Continuation of Pay, ELM 545.5.
- If the employee is entitled to COP, submit a completed and signed Form 3971. Enter the information into HRIS, and do the following:
 - Review all available medical documentation to determine the estimated return-to-work (RTW) date.
 - Track COP in segments corresponding with information cited on CA-17 or other documentation. Unless it is obvious from the beginning that the disability will be long term, never provide all 45 days of COP.
 - If medical documentation is not initially available, provide COP for 10 working days or less. This will allow for receipt of prima facie medical evidence. If not received within this 10-day time frame, COP may be terminated; however, it must be reinstated upon receipt of the prima facie evidence.
 - If medical documentation does not provide an anticipated RTW date, but continues to show total disability, use the next scheduled appointment date as a guide to track COP usage.
 - Enter a call-up date in the HRIS to review COP and duty status that corresponds with the expiration of the latest COP period. This will help to avoid any unnecessary interruptions in the employee's pay.
 - Update the COP tracking log in the employee's case file and determine the last day COP can be used and annotate the log.
- ◇ *Maintain close communication with the employee's supervisor or the control point regarding the employee's duty status to help prevent erroneous use of COP, unnecessary adjustments, and interruptions in the employee's pay.*

SEE Chapter 13, Timekeeping and Accounting.
- If COP entitlement is in question, determine what action to take.

HBK EL-505, INJURY COMPENSATION, DECEMBER 1995
CLAIMS MANAGEMENT

SEE Chapter 8, Controversion and Challenge.

HBK EL-505, INJURY COMPENSATION, DECEMBER 1995
CLAIMS MANAGEMENT

4.17 Monitoring the Medical Documentation to Determine the RTW Date — ICCO

- Closely monitor the supporting medical documentation, e.g., CA-17, to determine when the employee can return to work, in either a full or limited duty status.
- Check with OWCP to determine if medical information has been submitted directly to them.
- Contact the treating physician for an updated CA-17, if medical information is not available. (ELM 545.62)
- Initiate a FFD, if appropriate.
- Upon the employee's return, issue CA-3, *Report of Termination of Disability and/or Payment*.
SEE Chapter 6, Medical Management.
- If it is anticipated that the employee's disability will extend beyond the 45-day COP entitlement period, issue CA-7, *Claim for Compensation on Account of Traumatic Injury or Occupational Disease*.

Continued Case Management

When it appears that an employee will remain totally or partially disabled beyond the first 45 days following a traumatic injury...

4.18 Monitoring a Partially Disabled Employee — ICCO

Assigning an Employee to Limited Duty

When an employee has partially overcome the injury or disability, the USPS must make every effort toward assigning the employee to limited duty consistent with the employee's work limitation tolerance.

- Assign the employee to a limited duty assignment, as specified in Section 7-4, Offering a Temporary Duty Assignment.
- Continue to monitor the medical documentation until the employee returns to full duty (see 4.5, Reviewing the Medical Documentation to Assess the Duty Status).
- If an employee files a CA-2a, *Federal Employee's Notice of Recurrence of Disability and Claim for Continuation of Pay/Compensation*, see Chapter 5, Recurrence of Disability.

SEE Chapter 7, Limited Duty Program Management.

4.19 Initiating Compensation for a Totally Disabled Employee — ICCO

Obligation: Advising Employee of Obligation to Return to Work

The USPS must advise the employee of his or her obligation to return to work as soon as possible.

The USPS must advise the employee that pursuant to OWCP regulations, detailed supplementary reports must be made by the physician at approximately monthly intervals in all cases of serious injury or disease, including all cases requiring hospital treatment or prolonged care.

- When it appears likely that disability will extend beyond the COP period, provide the employee with CA-7 and the attached CA-20 at least 10 days before the end of COP and instruct him or her to complete Part A, items 1 through 20, on CA-7 and return it to the ICCO within 5 working days to preclude interruption of pay.
 - Upon receipt of CA-7 from the employee:
 - Complete CA-7, Part B, items 21 through 38.
 - To ensure the continuation of health benefits, if the employee has been enrolled with health benefits since the first opportunity or for 5 years immediately preceding the start of injury compensation or from or before 12/31/64, note this fact in the "Remarks" section, showing the enrollment code and the beginning and ending dates of the pay period in which the employee's normal pay ceased.
 - Forward the completed CA-7 to the OWCP district office along with the completed CA-20 by the 40th calendar day of COP.

If the CA-20 has not been returned with the CA-7, submit the CA-7 to the OWCP and advise them that the employee has not returned the required medical documentation.
 - Inform the employee of his or her rights and responsibilities (see Exhibit 4.19a, Employee Rights and Responsibilities in Extended Cases).

An employee who uses sick or annual leave after the 45-day COP period expires may be entitled to buy back sick leave with compensation payments (see Exhibit 4.19b, Sample Letter: Leave Buy Back Policy).
 - Forward any subsequently completed CA-8 and any other accompanying medical reports to OWCP within 5 working days upon receipt from the employee.
- SEE Chapter 13, Timekeeping and Accounting.

4.20 Initiating Actions for Continuing Health Benefits Enrollment — ICCO

- If the total period of disability is less than 29 days, no action needs to be taken on health benefits enrollment. When the total period of disability is more than 29 days in an LWOP-IOD status, coordinate with the personnel services office to ensure that necessary and appropriate actions are taken:
 - If the employee is separated, contact OWCP to determine whether or not the enrollment can be transferred to OWCP.
 - If enrollment can be transferred, OWCP will request transfer by letter (see Exhibit 4.20a, Sample Letter: Request for Transfer of Federal Employees Health Benefit (FEHB) Enrollment to OWCP). Send all Forms SF-2809, *Health Benefits Registration Form — Federal Employees Health Benefits Programs*, and SF-2810, *Federal Employees Health Benefits Program — Notice of Change in Health Benefits Enrollment*, and any other health benefits documentation in the employee's OPF to OWCP (see Exhibit 4.20b, Sample Letter: Transfer of FEHB Enrollment to OWCP).
 - If OWCP does not request transfer for the employee who has been in LWOP-IOD status for 10 months, ICCO will coordinate with the personnel services office to send out a letter of transfer with supporting documentation to transfer health benefits enrollment to OWCP (see Exhibit 4.20b, Sample Letter: Transfer of Federal Employees Health Benefit Enrollment to OWCP).
 - If enrollment cannot be transferred, terminate the enrollment.
 - If the employee makes any permissible change in enrollment, notify OWCP by letter as soon as possible of the change and its effective date and file the letter in the IC file.
 - If the enrollment has been transferred to OWCP and the employee subsequently is separated, notify OWCP by letter of the separation so that OWCP knows how to dispose of the enrollment if compensation payments cease.

Extended Claims Management

When the employee remains totally or partially disabled beyond 1 year...

4.21 Determining Whether an Employee Is Eligible to Participate in an In-House Rehabilitation Program — ICCO

Obligation: Reassigning an Employee Following Limited Duty

Limited duty is a temporary accommodation. If medical findings indicate that the employee has reached maximum medical improvement (MMI), he or she should either be returned to full duty or permanently reassigned to a modified position under the Rehabilitation Program.

- When an employee has been working in a limited duty assignment for 1 year to determine whether the employee is eligible to participate in the USPS in-house rehabilitation program by reviewing the medical documentation.
- If the medical documentation is not definitive, first check with OWCP to see if they have more current definitive medical information. If not, schedule the employee for an FFD. After the FFD is completed and an opinion rendered, do the following:
 - If the medical evidence supports the employee's capability of performing full duty, submit a copy of the doctor's opinion letter along with all pertinent medical documentation to OWCP.
 - If the medical evidence indicates the employee still has restrictions but further improvement is expected, continue the employee's limited duty assignment. Reevaluate in 6 months or the time frame specified by the examining physician for the anticipated improvement.
 - If the employee's medical restrictions are deemed to be permanent by the examining physician, and such restrictions prevent the employee from ever returning to the employee's regular position, proceed with an in-house rehabilitation effort.
- ◇ *Conflicts in medical opinion must be ultimately resolved by OWCP before initiating any change in the employee's status. See 6.6, Responding After the FFD Decision.*

SEE Chapter 11, Rehabilitation Program
ELM 546

4.22 Determining Whether to Separate or Not to Separate an Employee After Remaining in an LWOP-IOD Status — ICCO

Obligation: Allowing LWOP-IOD Status for 1 Year

Disabled employees who receive OWCP compensation are placed in an LWOP-IOD status for an initial period of up to 1 year from the date OWCP compensation begins.

- At the end of the first year, determine whether to separate an employee from the USPS rolls by initiating the following actions:
 - Permit the employee to remain in a LWOP-IOD status for an additional period to allow for a thorough review of the case.
 - Request current claim status and copies of latest medical reports from OWCP.
 - Schedule the employee for an FFD.
 - If the medical documentation reflects that the employee is capable of performing full duty, do the following:
 - Ensure that any existing conflict in medical opinions are resolved by OWCP before initiating any other actions (see 6.6, Responding After the FFD Decision).
 - Direct the employee back to work by a letter that is signed by the district HR manager or designee and includes the following items:
 - The medical opinion as to duty status.
 - The report-to-duty date and time.
 - Where and to whom the employee should report.
 - A statement advising employee that failure to report may result in disciplinary action, including removal.
 - A description of job duties to include physical requirements of a job.
 - Forward a copy of the letter to the appropriate functional manager and forward all copies of correspondence along with all pertinent medical documentation to OWCP.
 - If medical evidence supports temporary partial disability (i.e., the employee still has restrictions that prevent him or her from performing full duty), but further improvement is expected, issue a written limited duty job offer. Check with the treating physician to determine the period needed for medical improvement of the employee.
 - If medical evidence supports permanent partial disability (i.e., the employee's restrictions are permanent, and he or she will never be able to perform full duty, but is capable of limited work), issue a written job offer for a permanent modified position under the provisions of the Joint DOL-USPS Rehabilitation Program (see Chapter 11, Rehabilitation Program).

HBK EL-505, INJURY COMPENSATION, DECEMBER 1995
CLAIMS MANAGEMENT

- If medical evidence supports temporary total disability (i.e., the employee has not reached maximum improvement, but a return to work is expected), and if the anticipated return to work is expected within 6 months from date of examination, extend the LWOP-IOD status.

SEE Chapter 11, Rehabilitation Program.

- Reevaluate the employee's duty status at the end of the 6-month period.
 - Initiate separation action when medical documentation supports permanent total disability, i.e., the employee will never be able to return to work in any capacity.

4.23 Separating an Employee in an LWOP-IOD Status From USPS Rolls — ICCO

- Prepare a request letter for separation action addressed to the manager of Safety and Risk Management at Headquarters, containing the following information:
 - A brief history of the employee's injury.
 - The date the employee entered into an LWOP-IOD status. The employee must have been in an LWOP-IOD status for 1 year before separation is requested.
 - Conclusive medical reports that are no more than 6 months old and a summary of pertinent medical documentation substantiating the request for separation.
 - A request to the area HR analyst for confirmation to terminate the employee's LWOP-IOD status and initiate separation action. The request is to be agreed with by the district HR manager and the appropriate functional manager and be signed by the district manager.
- Submit your request directly to Headquarters unless your area ICCO has requested a review of the separation request before Headquarters' review. The employee must be maintained on USPS rolls until a formal decision is received from Headquarters.*
- Upon concurrence with the manager of Safety and Risk Management at Headquarters, submit a memorandum to the personnel services office through the district HR manager that requests the local personnel services office to:
 - Initiate employee notification and separation action.
 - Advise the employee of his or her retirement rights in the notification letter.

Retirement Rights

If the employee is covered under the Civil Service Retirement System (CSRS) and has 5 or more years of creditable civilian service, he or she will be eligible to file an application for disability retirement under CSRS, provided the application is filed with OPM within 1 year from the date of separation from the Postal Service.

If the employee is covered under the Federal Employee's Retirement System (FERS), and has 18 months or more of creditable civilian service, he or she will be eligible to file an application for disability retirement under FERS, provided the application is filed with OPM within 1 year from the date of separation from the Postal Service.

If the employee is a noncareer employee, he or she must be advised to file with the Social Security Administration.

HBK EL-505, INJURY COMPENSATION, DECEMBER 1995
CLAIMS MANAGEMENT

- Terminate the LWOP-IOD status and take appropriate separation action if the following are true:
 - The employee does not file a retirement application within the 14-day period.
 - The employee is covered under the CSRS and has less than 5 years creditable civilian service. (ELM 545.93)
 - The employee is covered under FERS and has less than 18 months creditable civilian service.
- Enter a call-up into HRIS of 1 year to follow up with personnel services on status of separation action for review until compensation ceases. Ensure that HRIS is annotated when the employee has been separated.
- ◇ *Separation under these provisions does not preclude subsequent reemployment if medical status should change.*

4.24 Ensuring That Eligible Employees Receive Their Health Benefits Refund — ICCO

Obligation: Ensuring Refund of Health Benefits

The Health Benefits Refund Program is designed to reimburse injured employees for an overdeduction of health benefits premiums by the OWCP.

For the first year of compensable disability, OWCP deducts the employee portion of health benefits premiums at the USPS rate. Thereafter, the deduction is made at the standard rate applied by the OPM for federal employees. The OPM employee share of the premium cost is higher than the USPS employee share. Therefore, injured employees may be eligible for a refund for overdeduction of health benefits premiums.

- To determine that the employee is eligible for a refund, ensure that all of the following criteria are met for the period of compensable disability:
 - The employee must be in an LWOP-IOD status. Employees who are separated from the USPS are not eligible for a health benefit refund.
 - The employee must receive OWCP compensation payments with health benefits premiums deducted at the OPM rate.
 - A period of at least 1 year must have elapsed since the employee was initially placed on OWCP compensation.
- Initiate Form 202, *Health Benefits Refund Payment Authorization*, and verify the information on the WCIS. Form 202 is initiated on a quarterly basis.
 - Calculate amount of refund to be paid by subtracting the difference between the OPM health benefits premium rate and the Postal Service rate of the health benefits plan selected by the employee.
 - Obtain approval on the completed Form 202 from the district HR manager or district manager.
 - Forward Form 202 to the appropriate district finance office for payment using account identifier code (AIC) 587, *Fees for Service—Postal Operations*.
 - File the original Form 202 in the employee's IC file and send one copy to the employee's OPF and two copies to the finance office.

In turn, the finance office will send the refund and a copy of Form 202 to the employee.

 - Ensure that the injured employee has continuation of enrollment for health benefits.

HBK EL-505, INJURY COMPENSATION, DECEMBER 1995
CLAIMS MANAGEMENT

4.25 Initiating Health Benefits Refund — ICCO or designated control point personnel

- To ensure that an eligible employee receives his or her health benefit refund:
 - Initiate Form 202, *Health Benefits Refund Payment Authorization*, on a quarterly basis.
 - In calculating the amount of the refund to be paid, subtract the difference between the OPM health benefits premium rate and the Postal Service rate of the health benefits plan chosen by the employee.
 - Obtain approval of the facility manager or designee.
 - Submit two copies of the refund authorization to the finance office for payment using AIC 587, *Fees for Service — Postal Operations*.
 - File the original Form 202 in the employee's injury compensation file and one copy in the OPF.

The finance office will forward the refund and one copy of the Form 202 to the employee and retain one copy for its records.

Reassignment and Reemployment

When a current employee is to be reassigned or a former employee reemployed...

4.26 Considering a Former or Current Employee for Reemployment — ICCO

Obligation: Ensuring Reemployment or Reassignment of Employees Injured on Duty

Disability Fully Overcome Within 1 Year

When an employee fully overcomes the injury or disability within 1 year after the commencement of compensation payments from OWCP, or after compensable disability recurs, the USPS must give an employee the right to resume employment in the former or an equivalent position.

Disability Fully Overcome After More Than 1 Year

When a current or former employee fully overcomes the injury or disability more than 1 year after compensation begins, the USPS must give the current or former employee priority consideration for reemployment or reassignment into the former position or an equivalent one.

Disability Partially Overcome

- *Current Employee:* When an employee has partially overcome a compensable disability, the USPS must make every effort toward assigning the employee to limited duty consistent with the employee's medically defined work limitation tolerance. In assigning such limited duty, the USPS should minimize any adverse or disruptive impact on the employee.
 - *Former Employee:* When a former employee has partially recovered from a compensable injury or disability, the USPS must make every effort toward reemployment consistent with medically defined work limitation tolerances. Such an employee may be returned to any position for which he or she is qualified, including a lower grade position than that which the employee held when compensation began.
-
-

- When an injured employee or former employee is being considered for reassignment or reemployment, ensure that postal obligations are met.

To ensure priority consideration of former employees who fully recover from their compensable disabilities more than 1 year after the start of compensation, enter their names on an employment list in two groups.

- Groups 1: All those entitled to 10-point veteran preference. They must be considered for employment before persons in Group 2.
- Groups 2: All other former employees. These former employees must be considered before other sources of recruitment, such as transfers from other agencies, reinstatements, or appointments from hiring registers.

HBK EL-505, INJURY COMPENSATION, DECEMBER 1995
CLAIMS MANAGEMENT

- Current Employees. When an employee has partially overcome a compensable disability, the USPS must make every effort toward assigning the employee to limited duty consistent with the employee's medically defined work limitation tolerance (see 546.611). In assigning such limited duty, the USPS should minimize any adverse or disruptive impact on the employee.

SEE Chapter 11, Rehabilitation Program.

4.27 Ensuring Recognition of Appeal Rights — ICCO

Obligation: Ensuring Notification of Restoration Appeal Rights

OPM Appeal Rights

— Disability Fully Overcome Within 1 Year

An employee who has fully overcome the injury or disability within 1 year after the commencement of compensation payments from OWCP may appeal to the Merit Systems Protection Board (MSPB) if he or she believes a proposed offer of reemployment does not meet the requirements of restoration as outlined in the OPM regulations. The letter of appeal must be submitted within 30 days after the date of the offer or 30 days after the date of reemployment, whichever is later. (5 CFR 353.301)

— Disability Fully Overcome After More Than 1 Year

A current or former employee who fully overcomes the injury or disability more than 1 year after compensation begins may appeal to the MSPB only when he or she has requested restoration through formal application to the installation head and restoration has been refused. An appeal of the denial of restoration must be filed with MSPB within 30 days from the day the denial letter is received. Upon restoration, however, the injured worker is not given the right to appeal the nature of the restoration. (5 CFR 353.303)

— Disability Partially Overcome

A current or former employee who partially overcomes the injury or disability may appeal to the MSPB only when he or she has requested restoration through formal application to the installation head and restoration has been refused. The current or former employee may then appeal to the MSPB for a determination of whether the USPS is acting arbitrarily and capriciously in denying them restoration. (5 CFR 353.304 and 401)

FECA Appeal Rights

When the employee receives a written decision from OWCP, the employee will also receive a copy of his or her appeal rights (as outlined in Chapter 8, Controversy and Challenge). The employee is advised to read the information carefully and to specify clearly which one of the procedures he or she is requesting in appealing a decision.

- When an injured current or former employee is entitled to restoration rights upon return to work but believes he or she has not received proper consideration for restoration or has been improperly restored, ensure that the current or former employee understands his or her right to appeal to the MSPB under CFR 353.

Exhibit 4.6

Conditions for Compensation of Claims

For a claim to be compensable under FECA, it must satisfy five basic conditions.

Time

The claim must be filed within the statutory time limits as follows:

- Written notice of injury or death must be filed within 30 days after the occurrence of the injury or death (a timely claim for compensation also constitutes a timely notice of injury).
- The original claim for disability or death compensation must be filed within 3 years after the occurrence of injury or death, although allowances will be made in the following cases:
 - The USPS had actual knowledge of the injury or death within 30 days after occurrence, acquired from the immediate supervisor's firsthand observation, from another employee, from USPS medical personnel, from an entry into the employee's OMF, or from results of tests conducted by the ICCO in connection with known occupational hazards.
 - Written notice of injury or death was given within 30 days of its occurrence.

Normally, timeliness is not a factor when challenging entitlement to compensation benefits. It is rare that the 3-year time frame cited above is exceeded. However, timeliness is frequently a basis for controverting and withholding COP. It is not uncommon for an employee to exceed the 30-day requirement for filing written notice of injury. (ELM 544.212)

If the claim was not filed within the time limits given, contact the OWCP district office. OWCP may excuse late notice of injury or death if exceptional circumstances exist.

These time limits apply only to injuries and deaths that occurred on or after 9/7/74. Contact OWCP regarding injuries that occurred before this date.

Postal Service Employee

The injured employee or decedent must be or have been an employee of the USPS at time of injury or exposure, regardless of the length of time on the job or the type of position held (including casual and transitional).

Occasionally, a question will arise as to whether an injured worker has "employee" status under FECA. This usually occurs in cases involving contract drivers or contract cleaners. OWCP will determine this factor using any of the following criteria:

- Whether the worker performed services or offered services to the public generally as a contractor, or was permitted to do so by the USPS.
- Whether the worker was required to furnish any tool or equipment.

HBK EL-505, INJURY COMPENSATION, DECEMBER 1995

CLAIMS MANAGEMENT

- The period of time the work relationship was to exist.
- Whether the USPS had the right to discharge the worker at any time and, if so, when and under what circumstances.
- Whether the USPS had any right to control or direct the manner in which the work was performed.
- The manner in which payment for the worker's services was determined.
- Whether the activity that the worker was engaged in was a regular and continuing activity of the USPS.

Fact of Injury

The employee or decedent must have sustained an injury as defined in FECA.

The following issues must be addressed:

- Whether the alleged incident or exposure actually happened.
- Whether the alleged incident or exposure happened in the manner cited by the employee.

Example: A clerk alleged injury to the left side of her body when she slipped on water in a rest room. However, an eyewitness stated that when she walked into the rest room, she found the claimant sitting on an ashtray, asleep. When the eyewitness awoke the claimant, she became startled and collapsed to the floor as she attempted to stand up. The eyewitness further stated that there was no water on the rest room floor, and the claimant noted that her legs were numb.

In order to establish a fact of injury in a traumatic case, the employee has to establish that the injury occurred while in the performance of duty in the time, place, and manner alleged, and that the injury resulted from a specific event or incident. An injury does not have to be confirmed by an eyewitness in order to establish the fact that an employee sustained an injury in the performance of duty, but the employee's statement must be consistent with the surrounding facts and circumstances and subsequent cause of action.

Performance of Duty

The injury, illness, or death must have resulted from an incident or circumstance occurring while the employee was performing official duties.

The injury, illness, or death must have resulted from one or more of the following situations:

- The employee's performance of regular or special assigned duties, including activities considered reasonable incidents of employment (e.g., established coffee breaks).
- A requirement imposed by the employment.

- An employee's fear and anxiety regarding his or her ability to carry out official duties.

Injuries resulting from employment matters other than those cited above are generally regarded as not arising out of, or in the course of employment and, therefore, are not covered by FECA. In some cases, however, it is difficult to define the "performance of duty" factor, so it is imperative that the ICCO investigation be thorough and accurate.

Example: A carrier was injured in a vehicle accident while delivering his or her assigned route. The initial information received stated that the carrier was assigned to a foot route, did not have a drive-out agreement, and utilized his or her private vehicle without authorization. Based on this initial information, it appeared that the carrier's actions removed him or her from the scope of his or her regular assigned duties and, in turn, provided a basis to challenge the claim.

A further investigation, however, revealed that the use of private vehicles (without drive-out agreements) was common practice at the employee's station, and in fact many carriers also used private vehicles without a drive-out agreement with the full knowledge of their supervisor. The fact that management was aware and obviously condoned this practice placed it in the realm of regular assigned duties and made it a compensable employment factor.

Causal Relationship

The injury, disability or death must be caused by conditions of employment.

Causal relationships are medical issues and must be supported by medical documentation provided by a recognized physician.

Four types of causal relationships are recognized:

- *Direct causation* — when the injury or factors of employment, through a natural and unbroken sequence, result in the claimed condition.

Example: As a result of a slip and fall on ice, a carrier fractures his arm.

- *Aggravation* — when a preexisting condition is worsened, either temporarily or permanently, by an injury arising in the course of employment. Compensation is payable for the duration of the aggravation as medically determined.

Example: A mail handler's preexisting degenerative disc disease is aggravated when the gate of an all-purpose container falls on him.

- *Temporary aggravation* — a limited period of medical treatment or disability until the employee returns to his or her pre-injury physical status. Compensation is payable only for the period of aggravation established by the weight of the medical evidence, and not for any disability caused solely by the underlying disease.

HBK EL-505, INJURY COMPENSATION, DECEMBER 1995
CLAIMS MANAGEMENT

- *Permanent aggravation* — when a condition persists indefinitely because of the effects of the job-related injury or when a condition is materially worsened such that it will not revert to its pre-injury level of severity.
- *Acceleration* — when a job-related injury or disease hastens the development of an underlying condition and the ordinary progression of the disease would not account for the speed with which a condition develops.

Example: An employee's diabetes may be accelerated by a work schedule so erratic that it prohibits the regular intake of food required by persons with this condition.

- *Precipitation* — when a latent condition manifests itself because of factors of employment. As with aggravation, precipitation may be either temporary or permanent.

Example: A custodian with tuberculosis, latent for a number of years, has renewed exposure in the workplace. In this case, the acceptance of the claim is limited to how long the work-related tuberculosis lasts. Entitlement to compensation ends once the person recovers.

Exhibit 4.16

Conditions for Continuation of Pay

Providing COP

An injured employee's request for COP must be granted by the USPS except in the following six circumstances:

- The disability is caused by an occupational disease.
- The injury occurs off USPS premises and the employee is not performing official "off premise" duties.

Example: Employee comes into the post office to pick up paycheck on scheduled day off; changing a tire in the parking lot located on postal premises.

- The injury is caused by one of the following:
 - The employee's willful misconduct.
 - The employee's intent to kill or injure himself or herself or another person.
 - The employee's intoxication by alcohol or illegal drugs.
- The injury is not reported on CA-1 within 30 days following the injury.
- Work stoppage first occurred more than 90 days following the injury.
- The employee initially reports the injury after his or her employment has terminated.

When casual employees or other employees with specific terms of employment are injured, provide COP only through the end of their appointments.

The USPS may controvert the employee's right to COP for reasons other than the six circumstances cited above. However, the final determination of COP entitlement lies with OWCP.

Withholding and Terminating COP

The ICCO is responsible for challenging a claimant's case if it is found that the five basic conditions have not been met and for controverting COP to which the claimant is not entitled. COP may also be withheld or terminated during the 45-day COP period only in those cases meeting the criteria specified in FECA's implementing regulations. In questionable cases, contact the area HR analyst for guidance. Ensure that the USPS is in compliance with FECA.

Do *not* withhold or terminate COP in the following situations:

- As part of disciplinary action, or as a result of a disciplinary action that terminates employment, unless written notice of termination for cause was issued to the employee before the date of injury.
- Pending OWCP's controversion decision.
- In cases when either one of the following applies:

HBK EL-505, INJURY COMPENSATION, DECEMBER 1995

CLAIMS MANAGEMENT

- Facts of injury are questionable.
- Medical evidence does not establish causal relationship.

Immediately notify the employee if COP is either withheld or terminated.

Controverting and Withholding COP

Controvert and withhold COP in the following situations:

- The injured worker was not a USPS employee at the time of the injury or exposure.
- The injury or exposure did not occur on USPS premises and the employee was not in the performance of duty.
- The injury is proximately caused by one of the following:
 - The employee's willful misconduct.
 - The employee's intent to bring about injury or death to himself or herself or another person.
 - The employee's intoxication by alcohol or illegal drugs.
- The employee suffers an occupational illness rather than a job-related traumatic injury. In this case, the employee may apply for compensation or take annual or sick leave.
- The employee files the CA-1 more than 30 days from the date of injury.
- The employee files the CA-1 after the termination of employment.
- Work stoppage occurs more than 90 days after the date of the injury.

In cases where timeliness of filing is at issue, contact OWCP. Allowances are sometimes made for unusual circumstances.

Terminating COP

Terminate COP in the following situations:

- The employee does not submit prima facie medical evidence within 10 working days after claiming COP. In this case, ensure that the employee is aware of this requirement and of the fact that COP may be reinstated upon receipt of such evidence.
- The ICCO receives medical evidence that the employee's treating physician has found the employee to be no longer disabled, but capable of performing the duties of the position held at the time of injury. In this case, direct the employee back to work.
- The ICCO receives medical evidence that the employee's treating physician has found the employee to be partially disabled and the employee does not respond to a written limited duty assignment offer within 5 working days of such offer.
- The ICCO receives notification from OWCP that COP should be terminated.

HBK EL-505, INJURY COMPENSATION, DECEMBER 1995
CLAIMS MANAGEMENT

- The employee's scheduled period of employment expires or employment is otherwise terminated, provided the date of termination of employment was established before the date of injury.

Exhibit 4.19a

Employee Rights and Responsibilities in Extended Cases

When an employee remains totally or partially disabled beyond the first 45 days following a traumatic injury, he or she must be advised of the following rights and responsibilities:

- He or she is obligated to return to work as soon as possible.
 - He or she has the right to file a claim for compensation on CA-7.
 - He or she is responsible for having the treating physician complete the attached CA-20, *Attending Physician's Report*, in duplicate, and forward the original to OWCP and the duplicate to the ICCO (enclose an official postage-paid return envelope).
 - OWCP compensation may be used after the 45-day COP expires but there is a waiting period of 3 calendar days before compensation begins. This period begins immediately after the end of the 45-calendar day COP period, may not be satisfied by using sick or annual leave, and must be a nonpay status.
 - If the disability continues for more than 14 calendar days after the expiration of the 45-day COP period, then the 3-calendar-day waiting period is no longer applicable.
 - He or she may be entitled to buy back leave used with compensation payments.*
 - If disability extends beyond the period claimed on CA-7, subsequent claims are submitted on CA-8, *Claim for Continuing Compensation on Account of Disability*.
 - He or she is responsible for submitting or arranging for the submission of medical evidence in support of the claim. CA-20a, *Attending Physician's Supplement Report*, is attached to CA-8 for this purpose.
 - He or she must complete CA-8, items 1 through 14, and forward it to the ICCO for completion of items 15 through 24.
 - He or she must file CA-8 every two weeks during the period of disability unless otherwise instructed by OWCP.
- * Employees on USPS rolls may buy back leave. Employees on the rolls must be advised, in writing, by the ICCO or control point following their return to duty that the buy back must be initiated within 1 year of the return or within 1 year of the date OWCP approved the claim, whichever is later. Employees who are being separated because of disability or other reasons must be advised, in writing, before separation that they cannot buy back leave after they are off the rolls.

SEE Exhibit 4.19b, Sample Letter: Leave Buy Back Policy.

HBK EL-505, INJURY COMPENSATION, DECEMBER 1995
CLAIMS MANAGEMENT

Exhibit 4.19b

Sample Letter: Leave Buy Back Policy

[U.S. Postal Service Letterhead]

Date:

Our Ref:

Subject: Leave Buy Back Policy

To:

File Number: ____ [OWCP case number] _____

Date of Injury: ____ [date] _____

This refers to your job-related injury or illness of ____ [date] ____ and the annual or sick leave used during the period ____ [dates] ____.

A claim for compensation ____ [was/will be] ____ submitted to the Office of Workers' Compensation Programs (OWCP) for the above leave period. If the OWCP approves this claim, you may be entitled to buy back the leave with compensation payments.

Please be aware that you will not be permitted to buy back leave unless the buy back is initiated within the prescribed time frame and you are on the rolls of the Postal Service.

If you intend to buy back leave, the buy back must be initiated within 1 year following your return to duty or within 1 year of the date OWCP approved your claim, whichever is later. Moreover, only current employees (i.e., employees on the rolls of the Postal Service) may buy back leave. Therefore, if you are separated from the Postal Service because of disability, retirement disability, or other reasons, you cannot buy back leave after you are off the rolls.

If you have any questions, please contact either the Injury Compensation Control Office at ____ [telephone number] ____ or OWCP.

We are available for guidance and assistance and will be happy to answer your questions.

____ [signature] ____

____ [name] ____

____ [title] ____

Injury Compensation Control Office

cc: Employee's IC File
OWCP

HBK EL-505, INJURY COMPENSATION, DECEMBER 1995
CLAIMS MANAGEMENT

Exhibit 4.20a

Sample Letter: Request for Transfer of FEHB Enrollment to OWCP

U.S. Department of Labor

Employment Standard Administration
Office of Workers' Compensation Programs
Division of Federal Employees' Compensation
Washington, DC 20210

Request for Transfer of FEHB Enrollment to OWCP

Employing office name and address:

Date of request:

File number:

Employee's name:

Social Security number:

Effective date of transfer:

The above-named employee is receiving compensation under the Federal Employee's Compensation Act and we are withholding premiums for the employee's Federal Employees Health Benefits (FEHB) Program enrollment from the employee's compensation.

Please forward the employee's health benefits enrollment documents to this office as specified in the Federal Employees Health Benefits Handbook (formerly the Supplement 8901 of the Federal Employee's Personnel Manual). The documents include the copies of every SF 2809 and SF 2810 in the employee's Official Personnel Folder beginning with the date of his or her initial enrollment in the FEHB Program, together with any related documentation (such as medical documentation from a disabled child over age 22). As of the effective date shown above, OWCP is the employing office for this employee.

If you have sent the employee's OPF to the Federal Records Center, it is your responsibility to recall it so that you can comply with this request.

If you have any questions concerning this request, you may contact:

Name of contact:

Telephone number:

To be completed by employing office

Employing office: Attach documents to this form and return to OWCP. File a copy of the form in the employee's OPF to show the disposition of the FEHB documents.

Name of employing office contact	Telephone number	Date documents sent to OWCP
----------------------------------	------------------	-----------------------------

U.S. G.P.O.: 1994-3B7-360:1414.20b

HBK EL-505, INJURY COMPENSATION, DECEMBER 1995
CLAIMS MANAGEMENT

Exhibit 4.20b

Sample Letter: Transfer of Federal Employees Health Benefit Enrollment to Office of Workers' Compensation Programs

[U.S. Postal Service Letterhead]

___[date]___
___[name of OWCP district office]___
___[street address]___
___[city, state, ZIP Code]___

Date of request:
OWCP file number:
Employee's name:
Social Security number:
Effective date of transfer:

The above-named employee is receiving compensation under the Federal Employee's Compensation Act (FECA), and Office of Workers' Compensation Programs (OWCP) is withholding premiums for the employee's Federal Employees Health Benefits (FEHB) Program enrollment from the employee's compensation.

Attached are the employee's health benefits enrollment documents, which this agency is forwarding to OWCP as specified in the *Federal Employees Health Benefits (FEHB) Handbook* (formerly the Supplement 890-1 of the *Federal Employees Personnel Manual*). The documents include the copies of every SF-2809 and SF-2810 in the employee's official personnel folder (OPF) beginning with the date of his or her initial enrollment in the FEHB Program, together with any related documentation (such as medical documentation for a disabled child over age 22). As of the effective date shown above, OWCP is the employing office for this employee.

The reason for this action is:

- [] This employee is separating (or has separated on) ___[date]___ .
[] This employee will complete 365 days in nonpay status on ___[date]___ .

If you have any questions concerning this transfer, you may contact:

___[name of contact]___
___[telephone number]___

Sincerely,

___[signature of personnel official]___

5. Recurrence of Disability

Overview

Procedures

Report of Recurrence to Supervisor

When an employee is again disabled as a result of the original compensable injury or illness...

- 5.1 Identifying a Recurrence of Disability supervisor
Obligation: Initiating a Claim in Case of Recurrence
- 5.2 Initiating Claim Forms supervisor

Notice of Recurrence to ICCO

When the ICCO receives notice of an employee's recurrence of disability...

- 5.3 Responding to Notice of a Recurrence of Disability ICCO
Obligation: Processing a Recurrence Claim

Notice of Return to Work

When an Employee Returns to Work...

- 5.4 Notifying OWCP of Employee's Return to Work ICCO

Exhibits

- 5.1 New Injuries and Illnesses vs. Recurrences

5. Recurrence of Disability

Overview

This chapter addresses the roles of the supervisor, control point, and ICCO when an employee experiences a recurrence of disability from a job-related traumatic injury or occupational illness or disease.

Care must be taken to differentiate a true recurrence of a disability, a disability caused by a new injury or illness, or a compensable condition related to a previous disabling injury or illness so that the proper procedure can be followed. Supervisors and IC personnel must remain alert to whether there is an “intervening cause” that may signal the occurrence of a new injury and whether that intervening cause occurs on or off duty.

A disability resulting from a job-related incident or incidents identifiable in time and place is considered a new injury or illness. The term “recurrence” is reserved for a spontaneous return or increase of disability without an intervening cause. This chapter addresses these distinctions and provides examples that will help in making the differentiation.

Procedures

Report of Recurrence to Supervisor

When an employee is again disabled as a result of the original compensable injury or illness...

5.1 Identifying a Recurrence of Disability — supervisor

Obligation: Initiating a Claim in Case of Recurrence

The employee must immediately notify his or her supervisor of the recurrence of disability.

The supervisor must immediately initiate CA-2a, *Federal Employee's Notice of Recurrence of Disability and Claim for Continuation of Pay/Compensation*.

- Discuss the situation with the employee when he or she reports a recurrence of disability. With the help of Exhibit 5.1, determine if a recurrence of disability, a new injury or illness, or a related compensable condition exists (see Exhibit 5.1, *New Injuries and Illnesses vs. Recurrences*).
- Prepare to controvert or challenge any element of the recurrence of disability not deserving a specific benefit.
- ◇ *Contact the area HR analyst or the OWCP district office to request instructions in any case where there may be doubt that the symptoms or disability are the result of the initial injury.*

HBK EL-505, INJURY COMPENSATION, DECEMBER 1995
RECURRENCE OF DISABILITY

5.2 Initiating Claim Forms — supervisor

- If the injury or illness is *new*, provide the employee with either CA-1, *Federal Employee's Notice of Traumatic Injury and Claim for Continuation of Pay/Compensation*, or CA-2, *Notice of Occupational Disease and Claim for Compensation*, and follow directions for processing as outlined in Chapter 4, Claims Management.
- If the injury or illness is *consequential* or *intervening*, provide the employee with either CA-7, *Claim for Compensation on Account of Traumatic Injury or Occupational Disease*, or CA-8, *Claim for Continuing Compensation on Account of Disability*; write a letter of explanation to OWCP if necessary; and follow directions for processing as outlined in Chapter 4, Claims Management.
- If the injury or illness is a *recurrence* of disability, initiate the following steps:
 - Provide the employee with CA-2a.
 - Instruct the employee to do the following, requesting the ICCO for assistance as necessary:
 - Read the “Instruction for Employee” portion on CA-2a.
 - Complete the CA-2a, Part-A, items 1 through 23.
 - Submit all factual and medical evidence in support of the determination of recurrence of disability.
 - Promptly return the completed CA-2a.
 - Review the employee's completed portion of CA-2a and complete Part B, items 24 through 44.
 - Immediately forward the completed CA-2a, along with any attachments or statements, to the ICCO or the designated control point.
- Issue CA-16, *Authorization for Examination and/or Treatment*, to authorize examination or treatment for the recurrence of disability provided:
 - The claim is for an injury, not an illness.
 - OWCP has not disallowed the original claim.
 - More than 6 months have not elapsed since the employee last returned to work.

In those situations when the USPS cannot authorize the examination and treatment, contact the ICCO so that IC personnel can contact the OWCP district office for the employee to obtain authorization.

Notice of Recurrence to ICCO

When the ICCO receives notice of an employee's recurrence of disability...

5.3 Responding to Notice of a Recurrence of Disability — ICCO

Obligation: Processing a Recurrence Claim

If, after having been discharged from medical treatment, an injured employee again has symptoms or disability under circumstances from which it may reasonably be inferred that the symptoms or disability are due to an injury previously recognized as compensable by OWCP, the ICCO authorizes the required medical care, if applicable; provides COP, if applicable; and informs the employee of compensation entitlement if COP is exhausted or the period of COP entitlement has expired.

- Upon receiving CA-2a, review the form for completeness and accuracy and complete Part B, items 24 through 44, if the employee's supervisor has not already done so. If the form is incomplete, contact the employee or his or her representative for the missing information and assist the employee or representative in correcting any deficiencies found.
- Authorize medical care by using CA-16 if the supervisor has not done so. In those situations when the USPS cannot authorize the examination and treatment, contact the OWCP district office for the employee to obtain authorization.
- Provide COP up to the amount of any remaining COP, if all the following conditions are met:
 - Recurrence of disability stems from a traumatic injury, not an occupational disease or illness.
 - The original claim of disability has not been denied by OWCP.
 - The 45-day COP period has not been exhausted.
 - The disability recurs within 90 days of the date the employee first returns to work following the initial period of disability.
- Obtain periodic medical evidence on CA-17, *Duty Status Report*, in cases where pay is continued.
- Inform the employee that he or she must initiate a claim for compensation on CA-7 if any of the following conditions are met:
 - Recurrence of disability stems from an occupational illness or disease.
 - The 45-day COP period has been exhausted.
 - Disability recurs more than 90 days after he or she first returns to work.

HBK EL-505, INJURY COMPENSATION, DECEMBER 1995
RECURRENCE OF DISABILITY

- If CA-7 has previously been submitted, instruct the employee to file the claim on CA-8.
- Submit the original completed CA-2a and accompanying forms and documentation, if any, to the OWCP district office as soon as possible. If there is a lost time workday, make a copy of the CA-2a for the IC claim file and a copy for Safety.
- ◇ *Never delay submission of the CA-2a to OWCP pending receipt of medical report and documentation.*
- Prepare to controvert or challenge any element of the recurrence of disability not deserving a specific benefit.
- ◇ *Contact the area HR analyst or the OWCP district office to request instructions in any case where there may be doubt that the symptoms or disability are the result of the injury.*

HBK EL-505, INJURY COMPENSATION, DECEMBER 1995
RECURRENCE OF DISABILITY

Notice of Return to Work

When an employee returns to work...

5.4 Notifying OWCP of Employee's Return to Work — ICCO

- The employee may have returned to work by the time CA-2a is submitted to OWCP. If so, no notice of return to work is required. If not, when the employee *does* return to work, complete and forward CA-3, *Report of Termination of Disability and/or Payment*, to the OWCP.

Exhibit 5.1

New Injuries and Illnesses vs. Recurrences

Distinguishing Between New Event and Recurrence

Confusion in distinguishing a recurrence of disability from a new injury or illness occurs when physicians relate symptoms back to an old injury without considering whether there is an intervening cause or whether it occurs on or off duty. The same is true when a previous condition is exacerbated by an occupational disease.

New Injury or Illness

If, while the employee is in the performance of duty, a second incident occurs and precipitates an injury, even if the injury is to the same part of the body previously injured, it is considered a new injury. If a new exposure to the same causes again precipitates an occupational disease or illness, it is considered a new illness. Both result from a circumstance that is considered an *intervening cause* that occurs *during the performance of duty*.

Because compensable conditions include aggravations and accelerations of preexisting or underlying conditions, aggravation of a previous injury may be diagnosed as a new traumatic injury. The definition applies without consideration of the length of time since the last injury. For instance, an employee may have bona fide back injuries on 2 consecutive days.

A condition from a previous injury may be aggravated by stress or strain in the work environment. This condition constitutes a new occupational disease.

A new injury is reported on CA-1; a new illness on CA-2.

Define or refer to traumatic injury and occupational disease as:

- Traumatic injury means a wound or other condition of the body caused by external force, including stress or strain. The injury:
 - Must be identifiable as to time and place of occurrence and member or function of the body affected.
 - Must be caused by a specific event or incident, or series of events or incidents, within a single day or work shift.
 - May also include damage to or destruction of prosthetic devices or appliances.
 - Occupational illness or disease means an illness or disease produced by one of the following:
 - Systemic infections.
 - Continued or repeated stress or strain.
 - Exposure to toxins, poisons, fumes, etc.
 - Other continued and repeated exposure to conditions of the work environment over a longer period of time than a single day or work shift.
-

Related Compensable Conditions

Two other kinds of injury or illness are compensable because of their relationship to a previous job-related injury or illness. Although there is an intervening cause, it *does not occur while the employee is in the performance of duty*.

- A *consequential injury* is an injury that occurs outside the performance of duty but is considered to be the result of a job-related injury or a weakness or impairment caused by a work-related injury. Included in this definition are injuries caused by weakness from or treatment for an accepted job-related injury.

Example: Crutches prescribed for an on-the-job ankle injury cause a shoulder condition. The shoulder condition is a consequential injury because, although it occurred during nonwork hours, it resulted from impairment caused by a work-related injury.

- An *intervening injury* is an injury that occurs outside the performance of duty to the same part of the body originally injured and is considered to be at least partially the result of the original job-related injury rather than the result of the second injury alone. The resulting condition is considered related to the original injury unless the second injury alone is established as its cause.

There is no designated form to advise OWCP of a consequential or intervening injury. A CA-7 or CA-8 is used if necessary to request compensation.

Example: An employee sustained a job-related injury to his left knee and began receiving compensation benefits. He underwent vocational rehabilitation and returned to a suitable job. He later filed a claim for recurrence of disability when he reinjured the left knee while playing basketball. In view of his left knee condition, playing basketball was not a reasonable activity, and the recurrence of disability filed was not the result of the natural consequence or progression of his job-related injury but was due to an independent, *intervening* cause attributable to his own intentional conduct (ECAB Decision No. 90-0594, issued 11/16/90).

Recurrence

A *recurrence of disability* is a spontaneous return or increase of disability because of a previous injury or occupational disease without intervening cause.

A CA-2a is used to report a recurrence of injury or illness.

Selecting the Appropriate Form

Sample Case #1

A window clerk sustains a sprained right ankle from tripping on a mail sack. After a brief period of disability and physical therapy, she returns to her regular duties, which are sedentary. Following her return to work, she is selected for a letter carrier position requiring long periods of standing and walking. She had applied

HBK EL-505, INJURY COMPENSATION, DECEMBER 1995
RECURRENCE OF DISABILITY

for the position before her ankle injury. After 3 months as a letter carrier, the employee complains of ankle pain and submits medical evidence certifying that she is disabled for the letter carrier job. The medical report states that the prolonged walking has aggravated the employee's weakened ankle. What form, if any, is needed at this time?

Answer: This employee would need to file CA-2, *Notice of Occupational Disease and Claim for Compensation*. She has identified the repeated stress and strain of walking as the source of her current disability. The claimant needs to submit medical and factual evidence in support of her claim.

Sample Case #2

A secretary with the USPS is currently performing limited duty as the result of a back injury suffered on the job 2 weeks ago. While he is typing at his desk, he is jarred by a mail cart hitting his chair. His previously moderate back pain is suddenly unbearable. He leaves work immediately to return to the physician who has been treating him. Should he file another claim form?

Answer: In this situation, the employee has sustained a new injury. He can associate the onset of pain with a specific event identifiable by time and place of occurrence within one work shift or workday. This applies even though he was only released to limited duty and is still under treatment. Accordingly, he should file CA-1, *Federal Employee's Notice of Traumatic Injury and Claim for Continuation of Pay/Compensation*, and is entitled to another 45 days of COP for any time lost.

Sample Case #3

A postal inspector is confined to desk work after sustaining a low back injury during a scuffle with a suspect. She is receiving physical therapy three times a week. On Monday morning, she calls in sick saying that she lifted her small daughter over the weekend and exacerbated her back pain. What should she do now?

Answer: This employee appears to have sustained an intervening injury. This is an injury that occurs outside the performance of duty to the same part of the body originally injured. The resulting condition is considered related to the original injury unless the second injury alone is established as its cause. Because the inspector is still under active medical treatment and has only been released to limited duties, it is unlikely that the second injury alone is enough to cause her current disability. There is no form designed to advise OWCP of an intervening injury. This employee should simply inform OWCP of the second incident by letter. She should also submit a medical report that includes an opinion on the relationship between disability and the original injury. If her eligibility for COP has expired, she will also need to file CA-7, *Claim for Compensation on Account of Traumatic Injury or Occupational Disease*.

HBK EL-505, INJURY COMPENSATION, DECEMBER 1995
RECURRENCE OF DISABILITY

Sample Case #4

An occupational health nurse with the USPS has been performing modified work since sustaining a wrist injury 6 months ago. The physical demands of his modified work are very light; however, he has made frequent complaints of wrist pain to his supervisor. Despite the complaints, the employee has not seen his treating physician since returning to work 4 months ago. Late on a Thursday afternoon, he says he cannot take the pain any longer and is going to his physician. The following day, he reports to his supervisor that the doctor has taken him off work and is recommending surgery. The doctor feels the current problems are related to the original injury. What is required of the employee?

Answer: The employee seems to have had a recurrence of disability. He should be requested to file a CA-2a, *Notice of Recurrence of Disability and Claim for Continuation of Pay/Compensation*; supporting documentation; and CA-7, *Claim for Compensation on Account of Traumatic Injury or Occupational Disease*, for lost time.

6. Medical Management

Overview

Procedures

Medical Evidence

When determining an injured employee's duty status...

Obligation: Requesting Medical Examinations

- 6.1 Ensuring That Medical Evidence Substantiates the Injured Employee's
Duty Status ICCO
Obligation: Securing the Treating Physician's Duty Status Statement
Injury Beyond First Aid
- 6.2 Reviewing Medical Documentation ICCO
Obligation: Monitoring Medical Progress
- 6.3 Contacting the Treating Physician ICCO
- 6.4 Initiating a Fitness-for-Duty Examination ICCO, OHNA
Fitness-for-Duty Examination
- 6.5 Initiating a Fitness-for-Duty Examination Consultation ICCO, OHNA
- 6.6 Responding After the Fitness-for-Duty Examination Decision ICCO
Authority for Medical Issues
USPS Contract Medical Provider Review of Medical Evidence
- 6.7 Contacting the Occupational Health Nurse Administrator for Assistance
in Claims Management ICCO

Medical Payments

When medical expenses are incurred.

- 6.8 Processing Medical Bills ICCO
Medical Payments
- 6.9 Reviewing Medical Payments ICCO

Exhibits

- 6.1 Sample Letter: Limited Duty Availability
- 6.2a Medical Management Tools
Routine Use of Records
- 6.2b Sample Letter: Referral Consideration for the Nurse Intervention Program
- 6.4 Sample Letter: Employee Fitness-for-Duty Examination Scheduling
- 6.5a Sample Letter: Board-Certified Specialist Fitness-for-Duty Examination Consultation
Scheduling
- 6.5b Sample Letter: Employee Fitness-for-Duty Examination Consultation Scheduling

6. Medical Management

Overview

This chapter addresses basic medical management procedures, as well as various services and medical management tools available to assist the ICCO. Effective medical management from the onset of the injury or illness is the key to returning injured employees to work as soon as possible.

The first section of the chapter illustrates situations and responses encountered when managing medical claims. The second section details what medical bills may be submitted for payment and what steps to take for processing.

The chapter is primarily written for ICCO personnel; however, a few sections pertain to the responses of the OHNA when tracking occupational injuries and illnesses.

Procedures

Medical Evidence

When determining an injured employee's duty status...

Obligation: Requesting Medical Examinations

The USPS has the authority to require the employee to undergo a medical examination to determine whether the employee meets the mandatory medical requirements of the position held or is able to perform the duties of that position. This examination cannot, however, interfere with issuance of CA-16, with the employee's free choice of physician, or with any authorized examination or treatment. (ELM 545.2, Authorizing Examination and/or Treatment, and ELM 543.1, Initial Medical Examination and/or Treatment. For emergency treatment, refer to ELM 545.24.)

6.1 Ensuring That Medical Evidence Substantiates the Injured Employee's Duty Status — ICCO

Obligation: Securing the Treating Physician's Duty Status Statement

The physician or hospital must, for each visit of the employee, make a professional statement showing that the employee is one of the following: *fit for duty*, *fit for limited duty*, with the work tolerance limitations indicated; or *not fit for duty*, with an expected return-to-duty date indicated.

- Inform the employee that his or her physician or hospital must, for each visit, make a professional statement showing that the employee is one of the following:
 - Fit for duty.
 - Fit for limited duty, with the work tolerance limitations indicated.
 - Not fit for duty, with an expected return-to-duty date indicated.

Injury Beyond First Aid

When the injury requires more than two visits, it is no longer considered a first-aid injury, and Form 2491 may no longer be used. When the injury goes beyond first aid (third visit) and the criteria set forth in Chapter 3, Immediate Involvement With Traumatic Injuries and Occupational Illnesses, are met, CA-16 is issued.

- Instruct the employee to advise the physician that limited duty is available. Have the employee provide the treating physician with all the appropriate medical forms for all visits to the treating physician subsequent to the initial visit.

HBK EL-505, INJURY COMPENSATION, DECEMBER 1995
MEDICAL MANAGEMENT

- If the employee elects treatment by a USPS contract medical provider, issue the following forms:
 - For a first-aid injury, provide Form 2491, *Medical Report — First-Aid Injuries*. This form is used for the follow-up visit as well as the initial visit.
 - For treatment beyond first aid, provide the following forms:
 - CA-16, *Authorization for Examination and/or Treatment*.
 - CA-17, *Duty Status Report*.
 - HCFA-1500, *Health Insurance Claim Form* (billing).
 - If the employee elects treatment by a private physician, provide the following forms:
 - CA-16, *Authorization for Examination and/or Treatment* (required by 20 CFR 10.402a for traumatic injuries).
 - CA-17, *Duty Status Report*.
 - CA-20, *Attending Physician's Report*.
 - HCFA-1500, *Health Insurance Claim Form* (billing).
 - When medical reports do not reflect duty status, contact the treating physician to clarify the employee's availability for either full or limited duty, and follow up with a letter with an enclosed CA-17 (see Exhibit 6.1, Sample letter: Limited Duty Availability). (ELM 545.62)
- SEE Section 6.8, Processing Medical Payments, for payment of medical bills beyond the second visit.

6.2 Reviewing Medical Documentation — ICCO

Obligation: Monitoring Medical Progress

The USPS monitors the employee's medical progress and duty status by obtaining periodic medical reports to determine if the employee will be able to return to work in the near future or to further clarify medical work restrictions imposed.

- Review the medical evidence and address the following:
 - Whether the medical findings indicate the employee is capable of returning to either full or limited duty.
 - If capable for full duty, immediately return the employee to his or her regular position.
 - If capable for limited duty, arrange for a limited duty assignment. If the employee is already on limited duty, determine if the medical findings indicate if the restrictions have been either increased or decreased and if so, change the employee's limited duty assignment accordingly.
 - Whether the cited period of disability is consistent with the nature of the injury. Consult with either the OHNA or the USPS contract medical provider.
 - Whether information provided in Block 12 of CA-17 is consistent with Side B of Block 7.
 - Note that, because of unfamiliarity with the forms, physicians sometimes indicate in Block 12 that the employee is incapable of returning to work; however, a review of the restrictions may reveal that the employee can perform limited duty tasks.
 - Whether the medical findings indicate that therapy is required. If so, do the following:
 - Advise the installation head to emphasize to the employee the importance of participating in scheduled therapy treatment to facilitate the recovery process.
 - Report, in writing, missed appointments to OWCP.
 - Whether a referral request for nurse intervention is appropriate (see Exhibit 6.2a, Medical Management Tools, and Exhibit 6.2b, Sample Letter: Referral Consideration for the Nurse Intervention Program).

SEE Chapter 7, Limited Duty Program Management.

6.3 Contacting the Treating Physician — ICCO

- When the USPS medical provider or OHNA is unable to do so, contact the treating physician if additional information is needed because of inconsistencies relative to the employee's duty status or if there are incomplete medical reports. (ELM 545.62) The designated control point may contact the treating physician if clarification is needed following the initial examination.
- When making such contacts, ensure the following:
 - USPS personnel and the staff of USPS contract medical providers are not interfering with the medical care prescribed by the employee's attending physician.
 - Inquiries are limited to information regarding the medical condition of the employee, or the employee's ability to return to full or limited duty.
- When communicating with the treating physician, professionally present the pertinent facts and request the treating physician's medical opinion.
- Contact the treating physician when requesting a new CA-17, updating medical progress. Ensure that the following are accomplished:
 - Document any change in duty status authorized by the treating physician.
 - When duty status information is given, issue a new CA-17 with a cover letter, requesting the treating physician to confirm the information in writing.
 - Send copies of such correspondence to the employee and to the OWCP district office, and forward copies of the physician's response to both, once it is received.
- Assignment of employee to appropriate duty status must not be delayed. If written confirmation from the treating physician is pending, initiate the assignment based on information received in the documented telephone contact.*

6.4 Initiating a Fitness-for-Duty Examination — ICCO, OHNA

Fitness-for-Duty Examination

A fitness-for-duty examination (FFD) is a physical examination conducted by a contract medical provider to determine the employee's current medical status. The purposes of the FFD are to evaluate medical status, confirm or verify limited duty assignments, and assist in the rehabilitation effort.

- Initiate an FFD at any time if there are unresolved questions regarding the employee's duty status (ELM 547.3).
- ◇ *Unsupported findings of disability or unresolved inconsistencies may be challenged by the ICCO personnel.*
- The FFD may include the parts of the anatomy being treated as a result of the job-related injury, provided the examination in no way disturbs or interferes with the treatment regimen.

Remember that the purpose of the FFD is to determine the employee's capability of performing work. Therefore, if the employee is obviously totally incapacitated (e.g., immobile), an FFD would be inappropriate. The fact that an injured or ill employee is scheduled for a series of treatments or appointments with a physician or hospital does not by itself, however, establish that the employee is not fit for duty.
- Schedule an appointment for an FFD following approval of appropriate official with the USPS contract medical provider as follows:
 - Schedule the FFD as soon as possible after the employee's appointment with his or her treating physician. This will allow the USPS contract medical provider to review the most current medical information at the time of the FFD.
 - Issue a scheduling letter to the employee. (It is encouraged that two copies be sent: one by regular mail and one by certified mail with return receipt requested) directing him or her to report for the FFD (see Exhibit 6.4, Sample Letter: Employee FFD Scheduling). Prepare the letter for the signature of the district HR manager, and include the following information:
 - Reason for the FFD in accordance with ELM 547.3.
 - Date, time, and location of the examination.
 - Instructions to bring updated medical information.
 - Possible consequences if employee fails to appear.
 - When a short lead time cannot be avoided, contact the employee by phone, and follow up with written confirmation.
- When the employee fails, without good cause, to appear for the FFD, contact the local labor relations office to discuss possible administrative action. Advise

HBK EL-505, INJURY COMPENSATION, DECEMBER 1995
MEDICAL MANAGEMENT

OWCP if the employee does not report for the FFD examination and request the claims examiner to schedule the employee for a second opinion examination if the employee continues to be uncooperative.

6.5 Initiating a Fitness-for-Duty Examination Consultation — ICCO, OHNA

- An FFD consultation occurs when the USPS contract medical provider requires a board-certified specialist's opinion, requires a specific test to be performed before rendering his or her own opinion regarding the employee's condition, or when permanent personnel actions are being considered (e.g., permanent reassignment under the USPS in-house rehabilitation program). In these instances, initiate the following:
 - Coordinate efforts with the USPS contract medical provider or the OHNA.
 - Schedule an appointment with an appropriate board-certified specialist (or laboratory or facility for a test).
 - Send a letter to the board-certified specialist or laboratory including or indicating the following:
 - A statement of what information is needed, the type of test to be performed, and billing instructions.
 - A summary of the employee's pertinent medical history. (Include appropriate medical reports, test results, etc.)
 - The signature of either the USPS contract medical provider or the OHNA. If neither are available, the senior IC specialist can sign the letter (see Exhibit 6.5a, Sample Letter: Board-Certified Specialist FFD Consultation Scheduling).
 - Send a second scheduling letter to the employee that contains the information as listed above that advises him or her that the consultation is part of the previously initiated FFD and instructs the employee to bring updated medical information (see Exhibit 6.5b, Sample Letter: Employee FFD Consultation Scheduling). It is encouraged that two copies of the letter be sent: one by regular mail and one by certified mail with return receipt requested.
- If the USPS contract medical provider wants to see the employee again following an FFD consultation, schedule the employee for a follow-up FFD. Follow the procedure mentioned in 6.4, Initiating a Fitness-for-Duty Examination.

6.6 Responding After the Fitness-for-Duty Examination Decision — ICCO

- Obtain a copy of the USPS contract medical provider's medical opinion. Advise the employee of the FFD results in writing (usually with a copy of Form 2485, *Medical Examination and Assessment*), if the USPS contract medical provider has not already done so.

Remember that the FFD determination is not limited to the employee's regular duties but is based on whether the employing installation can provide alternative duties that the employee can perform safely.
- When the USPS contract medical provider agrees with the treating physician, do the following:
 - Place the employee (or have him or her remain) in the appropriate duty status (e.g., fit for limited duty).
 - If deemed appropriate based on medical findings, schedule the employee for a follow-up FFD (e.g., medical findings may indicate employee is currently totally disabled, but is expected to improve within 2 weeks).
 - Obtain copies of all pertinent medical reports for referral to OWCP.
- When the USPS medical provider needs to clarify the employee's duty status because of incomplete medical reports, lack of specific or conflicting medical restrictions from the treating physician, ensure that the USPS medical provider does the following:
 - Contacts the treating physician to attempt to obtain the clarifications.
 - Follows up with written confirmation when a change in duty status occurs when advised by the ICCO.
- Physicians under contract to the USPS who are not considered postal employees are not allowed by federal regulations to contact the employee's medical provider.*

Authority for Medical Issues

No administrative action may be taken to change the employee's compensation or duty status until all medical issues are resolved. When the USPS contract medical provider does not agree with the treating physician, the injured employee's duty status may not be changed without the concurrence of the treating physician.

OWCP has sole authority regarding the disposition of medical issues, and the medical data on which the OWCP decision is based become the ruling medical authority. OWCP will determine if a second opinion or an independent medical examination (IME) is required and will schedule the appropriate examinations. Therefore, work assignments are determined in accordance with the medical suitability and work restrictions identified, not with what the treating physician submitted.

For purposes of work assignment, the USPS contract medical provider is permitted to further restrict an employee's work activities, but cannot lessen the restrictions placed on the employee by the treating physician or the OWCP's medical authority determination.

- When contact with the treating physician fails to resolve the difference in medical opinions, do the following:
 - Obtain a detailed report from the USPS contract medical provider that includes medical rationale to support his or her opinion along with all supporting documentation.
 - Prepare a controversion or challenge package for submittal to the OWCP district office upon receipt of the USPS medical contract provider's report.
- SEE Chapter 8, Controversion and Challenge.

USPS Contract Medical Provider Review of Medical Evidence

A review by the USPS contract medical provider is critical in cases involving any question about the following:

- The employee's fitness for full or limited duty.
 - A relationship between the job-related injury and preexisting medical problems.
 - A causal relationship between the medical condition and factors of employment.
 - The employee's achievement of maximum medical improvement.
 - The use of a medical consultant or specialist by OWCP for a second opinion or an IME. The use of a board-certified specialist as part of an FFD does not constitute a "second opinion" under the intent of FECA. The use of a specialist can, however, further support the opinion of the USPS contract medical provider.
 - A change of employee's treating physician.
-

- Monitor status by reviewing OWCP correspondence. If necessary, request periodic status updates using Form 2573, *Request — OWCP Claim Status*.
If OWCP fails to respond within a reasonable period of time (e.g., 8–12 weeks), refer the matter to the designated area HR analyst.
- Upon receipt of OWCP's decision, take one of the following actions:
 - If the ICCO agrees with the decision, place the employee in the following work assignments:
 - If the employee is found fit for limited duty, see Chapter 7, Limited Duty Program Management.
 - If the employee is found fit for the Rehabilitation Program, see Chapter 11, Rehabilitation Program.

HBK EL-505, INJURY COMPENSATION, DECEMBER 1995
MEDICAL MANAGEMENT

- If the employee is found fit for full duty, issue a letter directing the employee to report back to his or her regular position.
 - If the ICCO disagrees with the decision and has evidence to support such disagreement:
 - Contact the designated area HR analyst by telephone and review the case.
 - If the area HR analyst is in agreement with the ICCO's position, forward the case to the area HR analyst for further follow-up with the OWCP district office and, if necessary, USPS Headquarters.
 - Use HRIS call-ups to monitor medical progress through resolution.
- SEE Chapter 7, Limited Duty Program Management
Chapter 11, Rehabilitation Program

6.7 Contacting the Occupational Health Nurse Administrator for Assistance in Claims Management — ICCO

- IC personnel may contact the OHNA for the following information:
 - A list of injured or ill employees on COP, OWCP rolls or limited duty, or in the Rehabilitation Program maintained to assist the ICCO office in tracking IC claims.
 - Review of interim medical reports from the treating physician to monitor the treatment and prognosis for recovery.
 - Assistance in facilitating return of the employee to regular duty and ensuring job suitability for those who cannot return to regular duty.

Medical Payments

When medical expenses are incurred...

6.8 Processing Medical Bills — ICCO

Medical Payments

Medical payments may be paid either by the USPS or OWCP. The USPS pays medical bills for the following:

- First-aid cases treated by USPS contract medical providers.
- Management directed medical services, e.g., FFDs, consultative examinations, and tests.

Medical bills arising from these visits, including first-aid visits, may include office visits, X rays, lab work, pharmaceutical bills, and miscellaneous medical expenses. Use HRIS to generate the Medical Bill Certification Form to authorize payment of medical bills for job-related injuries that are not paid by OWCP.

OWCP pays for all medical bills resulting from a job-related injury or illness for which a CA-1, *Federal Employee's Notice of Traumatic Injury and Claim for Continuation of Pay/Compensation* or CA-2, *Notice of Occupational Disease and Claim for Compensation*, is filed, except medical management services (see Exhibit 6.2a, Medical Management Tools).

- When payment is made by the USPS for first-aid bills or management-directed medical services, make arrangements for local payment by using AIC 577, Medical Expenses — On-the-Job Injury or Illness, and support with a completed medical bill certification (MBC) form.
- Provide documentation by doing the following:
 - Date stamp all bills.
 - Enter the data into the HRIS Medical Management Application, and use the system to generate a completed MBC form.
- When first-aid treatment is provided by a USPS contract medical provider, and the employee elects not to file CA-1, *Federal Employee's Notice of Traumatic Injury and Claim for Continuation of Pay/Compensation*, initiate the processing of the bill, using Form 7381, *Requisition for Supplies, Services, or Equipment*, and charge the bill to AIC 578.
- Provide documentation by doing the following:
 - Date stamp all bills.
 - Enter the data into the HRIS Medical Management System, and use the system to generate a completed MBC Form.
 - Ensure that the completed MBC form is signed by the senior IC specialist.

HBK EL-505, INJURY COMPENSATION, DECEMBER 1995
MEDICAL MANAGEMENT

- Forward the completed MBC form, with the bill, to Finance for payment.
- When treatment continues beyond the initial first two visits for first-aid treatment provided by a USPS contract medical provider and payment is made by OWCP, do the following:
 - Advise OWCP in writing to preclude dual payment for the initial two visits.
 - Instruct the USPS contract medical provider to establish a new account when submitting subsequent bills (after two visits) to the OWCP.
 - Date stamp all bills. Bills, other than hospital and pharmaceutical bills, are submitted on HCFA-1500, *Health Insurance Claim Form*.
 - Forward the bills to OWCP as soon as possible but no later than 10 working days after receipt.

HBK EL-505, INJURY COMPENSATION, DECEMBER 1995
MEDICAL MANAGEMENT

6.9 Reviewing Medical Payments — ICCO

- When medical bills are paid by the USPS, obtain the HRIS-generated logs and summaries of local payments to track and monitor the medical expenses.
- When medical bills are paid by OWCP, do the following:
 - Review bill payments monthly to determine if any duplicate or erroneous payments were made and to facilitate timely corrective action, when needed, by accessing the Exceptions segment of the Bill Payment System (BPS) under the WCIS.
 - Upon identification and verification of a duplicate or erroneous payment, submit all pertinent information to OWCP with a request to collect the overpayment and credit the USPS on the chargeback report. Forward a copy of the bill and payment in question to the area HR analyst.
- ◇ *Contact the area HR analyst when assistance is needed for either the identification or collection of duplicate or otherwise erroneous bill payments.*

HBK EL-505, INJURY COMPENSATION, DECEMBER 1995
MEDICAL MANAGEMENT

Exhibit 6.1

Sample Letter: Limited Duty Availability

[U.S. Postal Service Letterhead]

___[date]___
___[name]___ (treating physician)
___[street address]___
___[city, state, ZIP Code]___

File Number: __[OWCP case number]__

Date of Injury: _____

Dear ___[name]___:

We understand that you are providing medical care to our employee, ___[name]___, secondary to the job-related injury he or she sustained on ___[date]___.

When a postal employee is injured in the performance of duty, our aim is to ensure that he or she receives prompt medical attention and other benefits as provided by the Federal Employees' Compensation Act (FECA). Under this Act, we have an obligation to provide suitable limited duty work, and employees have an obligation to return to work or seek work when able.

Accordingly, if ___[Mr./Ms. name]___ is physically unable to perform the activity outlined on the enclosed CA-17, *Duty Status Report*, side A (Supervisor portion), alternative work is generally available. **[Inclusion of the following sentence is optional.]** Attached are a few examples of the types of limited duty assignments that are available.

Kindly complete side B (Physician portion) of the CA-17. If you indicate that ___[Mr./Ms. name]___ has physical restrictions, we will make every effort to provide an accommodation fully consistent with the restrictions imposed. Please return the CA-17 in the self-addressed envelope provided.

Should you have any questions, please call our contract medical provider or occupational health nurse administrator at ___[telephone number]___. Thank you for your attention to and cooperation in this matter.

Sincerely,

___[signature]___
___[name]___

Manager, Human Resources

Enclosure: CA-17, *Duty Status Report*

Exhibit 6.2a

Medical Management Tools

Office of Workers' Compensation Program's Early Nurse Intervention Program

The Office of Workers' Compensation Program's (OWCP) Early Nurse Intervention Program uses registered nurses to intervene in identified compensation cases for purposes of assisting the injured employee, shortening the period of disability, and reducing compensation costs. The nurses interact with the injured employee, treating physician, employing office, and claims examiner to hasten the worker's recovery from the effects of the injury, and to promote a return to the pre-injury level of activities.

The role of the nurse is as follows:

- Establish a supportive relationship with the injured worker and instill confidence that the medical management effort can be effective, beneficial, and lead to resumption of activities of the pre-injury level.
- Provide the injured worker an opportunity to discuss the injury and the medical treatment.
- Gather sufficient information about the injured worker's condition and ongoing medical treatment to recommend and coordinate appropriate medical services designed to expedite recovery.
- Assist the treating physician and injured worker to establish the best timing for and choice of medical services and treatment modalities.
- Monitor the injured worker's medical condition and the treatment provided.
- If necessary, assist the injured worker in obtaining authorizations or other services from OWCP district offices as well as provide information to OWCP about non-work-related medical conditions that may affect recovery.
- Encourage the injured worker to cooperate with medical treatment and other efforts to prepare for return to a higher level of activity and, as feasible, return to work.
- Assist in identifying and reviewing the limited duty assignment.

Currently, OWCP attempts to have nurse intervention occur within 45–90 days after the date of injury. The OWCP claims examiner decides which cases will be referred to the program. The program is especially useful in cases of orthopedic disability. Cases involving surgery, prolonged treatments such as physical therapy without clear goals or direction, multiple concurrent medical and psychological issues, and catastrophic injuries are also likely to benefit from the program.

Although the claims examiner decides whether a case should be referred for inclusion in this program, the ICCO may request the claims examiner to consider specific cases for referral. While the program is designed to target new injuries, other cases may also be recommended (e.g., medically stagnant cases). After a referral request is initiated, use Human Resources Information System (HRIS) to check on status (see Exhibit 6.2b, Sample Letter: Referral Consideration for the Nurse Intervention Program).

Medical Initiatives

In addition to the OWCP Early Nurse Intervention Program described above, there are other management tools available to assist ICCO personnel in returning injured employees to work or bringing cases to a resolution. USPS medical contract provider services should be coordinated with the area medical director for his or her advice and professional opinion.

Medical Management Services

There are numerous private concerns that provide a variety of medical management services, including in-depth assessments of all medical documentation and other pertinent data. Such services have proven beneficial in certain cases involving review of complex medical issues.

Some companies allow for contracting on a case-by-case basis. When considering whether to contract with a medical management service, contact three to five of the company's clients to determine their degree of satisfaction with the services, fees charged, and return on investment.

Routine Use of Records

Authority for disclosure of medical information for routine use of records to nonpostal personnel is cited in ASM 120.098 (f) under Routine Uses of Records Maintained in the System. The routine use of records cited in section (f) provides disclosure to agents and contractors where records or information may be disclosed to an expert, consultant, or other individual who is under contract to the Postal Service to fulfill agency function, but only to the extent necessary to fulfill that function.

Physical Capability Testing

Many rehabilitation and therapy services offer a variety of testing techniques as a tool to help determine an injured worker's capability to return to work. It must be noted, however, that the testing itself is of little benefit unless used as a diagnostic tool to assist an authorized physician (preferably a board-certified specialist) in developing a medical opinion. If deemed appropriate by the USPS contract medical provider, testing would be conducted as part of the FFD. It is imperative that the physician who will be using the results of these tests be familiar with and have confidence in the testing techniques being utilized. This must be established before entering into a contract with a testing service.

Another available testing procedure includes the following:

- *Functional capacity evaluation (FCE)*. An FCE is a whole body test that consists of a series of evaluative procedures to determine a worker's physical demand level. It is designed to measure the employee's pain or fatigue level and can be stopped at any time by the patient.

HBK EL-505, INJURY COMPENSATION, DECEMBER 1995
MEDICAL MANAGEMENT

Exhibit 6.2b

Sample Letter: Referral Consideration for the Nurse Intervention Program

[U.S. Postal Service Letterhead]

___[date]___
___[name]___
___[street address]___
___[city, state, ZIP Code]___

Claimant: _____

File No: ___[OWCP case number]___

Dear ___[name of claims examiner]___:

It is requested that the above-named claimant be considered for participation in the Nurse Intervention Program. It is believed that this program would be beneficial to ___[Mr./Ms. name]___ for the following reasons:

Thank you for your attention to this matter. If you require additional information or would like to discuss this request, please call the undersigned at ___[telephone number]___.

Sincerely,

___[signature]___
___[name]___
___[title]___

HBK EL-505, INJURY COMPENSATION, DECEMBER 1995
MEDICAL MANAGEMENT

Exhibit 6.4

Sample Letter: Employee Fitness-for-Duty Examination Scheduling

[U.S. Postal Service Letterhead]

Date:

Our Ref:

Subject:

To: ___[name]___
 ___[street address]___
 ___[city, state, ZIP Code]___

File Number: ___[OWCP case number]___

Dear ___[name]___:

This is in reference to the job-related injury that you sustained on ___[date]___. As a result of this injury, it is necessary to determine your ability to perform the essential duties of your regular position in either a full or modified capacity (ELM 547.32). You are, therefore, scheduled for a fitness-for-duty examination (FFD). You are directed to report to:

Name of Doctor: _____

Address: _____

Phone: _____

Date: _____

Time: _____

In order to assist the above physician in the medical evaluation, please bring a current narrative report prepared by your treating physician. The report should include the following:

1. Diagnosis.
2. Dates of treatment.
3. Prognosis.
4. Results of pertinent medical studies.
5. Specific work restrictions (if any) and their duration.
6. Prescribed medication, including that which is required while working.
7. Date of anticipated return to work (either full or limited duty).
8. Medical justification for current disability (either total or partial).

HBK EL-505, INJURY COMPENSATION, DECEMBER 1995
MEDICAL MANAGEMENT

During the course of this examination, it may be medically determined that additional testing may be warranted. Therefore, please allow additional time for these studies. It would be helpful if you bring current medical documentation. Failure to report for this examination may be cause for disciplinary action.

Sincerely,

____[signature]____

____[name]____

Manager, Human Resources

cc: OWCP Claims Examiner
Postmaster or Manager
Employee's Worksite Contract Medical Provider
File

HBK EL-505, INJURY COMPENSATION, DECEMBER 1995
MEDICAL MANAGEMENT

Exhibit 6.5a

**Sample Letter: Board-Certified Specialist Fitness-for-Duty Examination
Consultation Scheduling**

[U.S. Postal Service Letterhead]

___[date]___
___[name of specialist]___
___[street address]___
___[city, state, ZIP Code]___

Employee: _____

Date of Injury: _____

Dear ___[name of specialist]___:

This is in reference to our employee, ___[name]___, who is scheduled to be examined by you on ___[date]___ at ___[time]___.

To assist you in the examination, following is a brief history of ___[Mr./Ms. name]___'s job-related injury:

[NOTE: The history should include, at a minimum:

- Date of injury.
- Description of accident or exposure.
- Original diagnosis.
- Subsequent diagnoses (if any).
- Length of disability (both total and partial).
- Other pertinent information. (Example: If a concurrent (non-job-related) condition is involved, brief information regarding this condition should also be provided.)]

Please provide your medical opinion regarding the following issues:

[NOTE: The questions requiring a medical opinion should be specific and will vary from case to case. However, as a general rule, these questions should include, but not be limited to, the following:

- Has the employee fully recovered from the job-related injury?
- Is the employee capable of performing his or her regular assignment as reflected on the attached Standard Job Description?
- If employee cannot perform his or her regular assignment, what are his or her physical restrictions? Please indicate by completing the attached Work Restriction Evaluation form.
- Are the current limitations caused or related to the job injury?
- Are the current limitations considered permanent? If not, when can full recovery be expected?]

HBK EL-505, INJURY COMPENSATION, DECEMBER 1995
MEDICAL MANAGEMENT

Exhibit 6.5b

Sample Letter: Employee Fitness-for-Duty Examination Consultation Scheduling

[U.S. Postal Service Letterhead]

Date:

Our Ref:

Subject:

To: ___[name]___
 ___[street address]___
 ___[city, state, ZIP Code]___

File Number: ___[OWCP case number]___

Dear ___[name]___:

This is in further reference to the job-related injury that you sustained on ___[date]___ and the fitness-for-duty examination (FFD) which was initiated on ___[date]___. As a result of this initial examination, Dr. ___[name of contract medical provider]___ has determined that a consultative examination is necessary before an opinion regarding your duty status can be rendered. You are, therefore, directed to report to:

Name of Doctor: _____

Address: _____

Phone: _____

Time: _____

You may bring updated medical documentation to this examination. If you did not provide a current medical report from your treating physician at time of the above-cited initial FFD, please bring a current report to this examination. The report is to include:

1. Diagnosis.
2. Dates of treatment.
3. Prognosis.
4. Results of pertinent medical studies.
5. Specific work restrictions (if any) and their duration.
6. Prescribed medication, including that which is required while working.
7. Date of anticipated return to work (either full or limited duty).
8. Medical justification for current disability (either total or partial).

HBK EL-505, INJURY COMPENSATION, DECEMBER 1995
MEDICAL MANAGEMENT

Failure to report for this examination without an acceptable reason is just cause for disciplinary action.

Sincerely,

____[signature]____

____[name]____

Manager, Human Resources

7. Limited Duty Program Management

Overview

Procedures

Limited Duty Program

When a limited duty program is needed...

Obligation: Assigning Employees to Limited Duty Positions

- 7.1 Establishing an Informal Limited Duty Program ICCO
 - 7.2 Establishing a Formal Limited Duty Program ICCO
- Formal and Informal Limited Duty Programs*
- 7.3 Establishing an Effective Tracking System ICCO

Limited Duty Assignments

When an employee is able to return to work in a limited capacity...

Obligation: Requirement for Written Job Offers

- 7.4 Offering a Limited Duty Assignment ICCO
- 7.5 Following Up After the Limited Duty Assignment is Offered ICCO

Exhibits

- 7.1 Limited Duty Assignment Guidelines
- 7.4 Sample Letter: Limited Duty Assignments
- 7.5a Sample Letter: Limited Duty Job Offer
- 7.5b Modified Distribution Clerk Job Description

7. Limited Duty Program Management

Overview

This chapter addresses limited duty provided to an employee who has physical limitations identified by a qualified treating physician stemming from an on-the-job injury or illness. The limited duty program is designed to accommodate injured employees who are temporarily unable to perform their regular functions.

Effective utilization and management of limited duty assignments benefits the USPS as well as the injured employee. These assignments permit employees to work within their medically prescribed physical restrictions. Limited duty often accelerates recuperation as employees generally recuperate faster if they are as active as possible. Moreover, limited duty employees retain the discipline of going to work every day, continue their contribution to the USPS, and are regarded as productive workers. Finally, since limited duty employees work at the job site, they are often motivated to return to their regular job as soon as possible rather than continue doing a lesser skilled limited duty assignment. Early return to the regular job is the ultimate objective of the limited duty program.

Limited duty is an integral aspect of injury compensation program administration and, if managed effectively, makes a significant contribution to cost containment and control initiatives.

Procedures

Limited Duty Program

When a limited duty program is needed...

Obligation: Assigning Employees to Limited Duty Positions

The USPS has legal responsibilities to employees with job-related disabilities under OPM regulations. Specifically, with respect to employees who partially recover from a compensable injury, the USPS must make every effort to assign the employee to limited duty consistent with the employee's medically defined work limitation tolerance. The USPS, in assigning employees to limited duty, must minimize any adverse or disruptive impact on the employee (ELM 546.141).

7.1 Establishing an Informal Limited Duty Program — ICCO

- Establish a standard procedure that accomplishes the following:
 - Requires all injured employees who are partially disabled to report to their regular supervisor.
 - Directs supervisors to find appropriate duty for the employee well within the work limitations imposed by the attending physician, and notify the ICCO accordingly.
 - Requires IC personnel to assist the supervisor in finding a suitable assignment, if the supervisor's initial response is that he or she does not have any work that the injured employee can do, by doing the following:
 - Review the work restrictions with the supervisor to determine the frequency and duration of physical tasks so as to define the physical requirements and determine exactly what the injured employee can do.
 - If the supervisor is unable to usefully employ an injured employee within his or her assigned work station, broaden the search by following the USPS priority assignment policy and obtain assignment approval from the next appropriate level of management (see Exhibit 7.1, Limited Duty Assignment Guidelines).

7.2 Establishing a Formal Limited Duty Program — ICCO

Formal and Informal Limited Duty Programs

A formal program differs from an informal one in that it uses a special job bank set up by the ICCO and appropriate managers. This special bank consists of limited duty tasks that are filled only by injured employees. Normally, this approach is most effective in large installations.

- Establish a special bank of limited duty tasks to be filled only by injured employees by doing the following:
 - Analyze the types and numbers of injured employees to determine the most common work restrictions.
 - Identify existing tasks that meet the most common work restrictions.
 - Create limited duty assignments according to the guidelines (see Exhibit 7.1, Limited Duty Assignment Guidelines).

- Ensure that each limited duty assignment chosen for the job bank:
 - Has clearly specified physical requirements to enable IC personnel to determine whether the proposed limited duty assignments are safely within the imposed work restrictions established by the treating physician.
 - Has a range of difficulty so that as the injured employee's medical condition improves, the physical demands of the assignment may be gradually increased. Increased physical demand helps promote recovery.
 - Is responsive to USPS guidelines (see Exhibit 7.1, Limited Duty Assignment Guidelines).

7.3 Establishing an Effective Tracking System — ICCO

- Input into HRIS (or prepare a list of, if necessary) all employees on limited duty, and carry out the following:
 - Generate a status report every accounting period on limited duty employees and provide copies to all functional managers.
 - Require each employee to provide periodic updated medical reports of duty status.
 - Establish call-up dates to monitor the duration of the limited duty status and to coincide with the next scheduled medical evaluation.
 - Review medical documentation with the OHNA or USPS contract medical provider.
 - When the period of limited duty appears to be excessive for the nature or type of injury, or medical documentation lacks supporting rationale, arrange for an FFD. Before the FFD, coordinate with the OHNA or the contract medical provider to discuss the prognosis with the treating physician. Check for additional medical information in OWCP file.
 - If the physician conducting the FFD finds the employee capable of returning to regular duty, request the area medical director or associate area medical director to contact the employee's treating physician and discuss the FFD findings. Forward the FFD findings to OWCP district office with a cover letter.

SEE Chapter 6, Medical Management.

Limited Duty Assignments

When an employee is able to return to work in a limited capacity...

Obligation: Requirement for Written Job Offers

FECA requires that the USPS notify the employee immediately of the description of the job and its physical requirements and of the date the job will be available. To facilitate early return to work, the USPS may contact the employee by telephone, but must provide written confirmation of the job's availability as soon as possible thereafter. (20 CFR (b) (1) and (d) (1) (2)) (ELM 546.62)

7.4 Offering a Limited Duty Assignment — ICCO

- If medical documentation indicates the employee is capable of performing limited duty, do the following:
 - Identify a limited duty assignment (see Exhibit 7.1, Limited Duty Assignment Guidelines).
 - Ensure that the limited duty assignment is consistent with medically prescribed physical restrictions. Consult with the OHNA, contract physician, or the treating physician if you have any doubts (see Exhibit 6.1, Sample Letter: Limited Duty Availability).
- Offer a limited duty job assignment in writing and include the following information:
 - A description of the duties to be performed.
 - The specific physical requirements of the position and any special demands of the workload or unusual working conditions.
 - The organizational and geographical location of the job.
 - The date on which the job will first be available.

If the employee is at the work site and has not lost work time beyond the date of the injury, extend the offer immediately. If the employee is not currently working, initially offer the job by telephone and follow up with a written job offer (see Exhibit 7.4, Sample Letter: Limited Duty Assignments).

HBK EL-505, INJURY COMPENSATION, DECEMBER 1995
LIMITED DUTY PROGRAM MANAGEMENT

7.5 Following Up After the Limited Duty Assignment Is Offered — ICCO

- If the job offer is accepted:
 - Submit the job offer along with the employee's written acceptance to OWCP.
 - Follow up with the employee to confirm that he or she has returned to duty.
 - Submit CA-3, *Report of Termination of Disability and/or Payment*, to OWCP if there have been periods of disability.

- If the job offer is declined:
 - Submit the job offer and declination with a cover letter to OWCP for adjudication.
 - Monitor the case to ensure that OWCP renders a decision as to the suitability of the limited duty job offer and takes appropriate action to terminate or reduce the compensation or COP if applicable (see Exhibit 7.5a, Sample Letter: Limited Duty Job Offer, and Exhibit 7.5b, Modified Distribution Clerk Job Description).

- Manage the limited duty assignment to ensure that the employee returns to his or her regular duty assignment at the earliest possible date.

Exhibit 7.1

Limited Duty Assignment Guidelines

Basic Considerations

The USPS should minimize any adverse or disruptive impact on the employee in assigning limited duty. (ELM 546.141)

Consider the following when making limited duty assignments:

- Match the limited duty job as closely as possible to the regular job. Do not make the limited duty job more desirable than the employee's regular job.
- The limited duty work environment should be similar to that of the regular job. If the limited duty environment is more attractive, it may seem like a reward. If the environment is less attractive, it may seem like a punishment.
- The limited duty job should have similar pay. To put an injured employee in a job that pays more than the regular job creates a problem, especially if the employee performs well. To put an injured employee in a lower paying job (i.e., a job that requires less skill) makes poor use of resources.
- Little or no training should be required. Don't expect supervisors to train someone in a skilled assignment when they know he or she will only be there a short time.
- The assignment should result in a tangible product and should not be a "make work" job.
- The assignment should be a function where temporary additional help is useful. This will help ensure that injured employees make a useful contribution to the organization.

Priority for Assignment

Whenever possible, assign qualified employees to limited duty in *their regular craft, during regular tour of duty, and in their regular work facility.*

Prioritize the limited duty assignment in the following manner:

- To the extent that there is adequate work available within the employee's work limitation tolerances, within the employee's craft, in the work facility to which the employee is regularly assigned, and during the hours when the employee regularly works, that work constitutes the limited duty to which the employee is assigned.
- If adequate duties are not available within the employee's work limitation tolerances in the craft and work facility to which the employee is regularly assigned within the employee's regular hours of duty, other work may be assigned within that facility.
- If adequate work is not available at the facility within the employee's regular hours of duty, work outside the employee's regular schedule may be assigned as limited duty. However, all reasonable efforts must be made to assign the employee to limited duty within the employee's craft and to keep

HBK EL-505, INJURY COMPENSATION, DECEMBER 1995
LIMITED DUTY PROGRAM MANAGEMENT

the hours of limited duty as close as possible to the employee's regular schedule.

- An employee may be assigned limited duty outside of the work facility to which the employee is normally assigned only if there is not adequate work available within the employee's work limitation tolerances at the employee's facility. In such instances, every effort must be made to assign the employee to work within the employee's craft within the employee's regular schedule and as near as possible to the regular work facility to which the employee is normally assigned.

If it is necessary to change any of the elements to meet the employee's physical limitations or to provide the employee with suitable work, the elements must be changed in this specific order:

Priority of Choice	Regular Craft	Regular Tour	Regular Facility
1st	Within	Within	Within
2nd	Outside	Within	Within
3rd	Within	Outside	Within
4th	Outside	Outside	Within
5th	Within	Within	Outside
6th	Outside	Within	Outside
7th	Within	Outside	Outside
8th	Outside	Outside	Outside

Questions and Answers About Limited Duty

- Q. *What are the differences between limited duty and light duty?*
- A. Limited duty is provided to employees who have partial disabilities which stem from a *job-related* injury or illness.
- Limited duty does not have to be requested, rather it is made available and offered.
- Limited duty comes under the purview of FECA 5 U.S.C. 8101, et. seq.
- Normally, light duty is provided to employees who have partial disabilities from *non-job-related* medical conditions.
- Light duty must be requested in writing.
- Light duty comes under the purview of Article XIII of the National Agreement (including but not limited to American Postal Workers Union (APWU) and National Association of Letter Carriers (NALC).)
- Q. *If a full-time employee's schedule is changed as a result of being placed in a limited duty assignment, is such employee entitled to out-of-schedule premium pay?*
- A. No. Exceptions to the obligation to pay "out-of-schedule premium" to full-time employees for work performed outside of schedule include situations in which the employee's schedule is temporarily changed for a limited duty assignment as required by FECA, as amended (Handbook F-21, *Time and Attendance*, 232.23b).
- Q. *If an eligible employee who is regularly assigned to a night tour of duty is rescheduled to limited duty on the day tour, is the employee entitled to receive an equivalent amount of night differential when rescheduled to day work?*
- A. Yes. COP and compensation payments both include night differential. Thus, if the employee is not compensated for the loss in salary (i.e., night differential), the employee would be entitled to COP (if otherwise eligible) or compensation. If the employee is entitled to COP, night differential can be paid as COP and count as a "COP day," even though the employee works 8 hours of limited duty.
- Q. *If a limited duty employee is found to have permanent partial disabilities resulting from a job injury, can the limited duty assignment be made permanent?*
- A. No. All limited duty assignments are temporary. If medical documentation confirms that an employee has permanent physical restrictions, the employee must be officially reassigned, i.e., a Form 50, *Notification of Personnel Action*, is initiated to show a rehabilitation program classification (see Chapter 11, Rehabilitation Program).
- Q. *To what labor distribution code (LDC) or operation should limited duty hours be charged?*
- A. Generally, limited duty hours are charged to LDC 68, operation 959.

HBK EL-505, INJURY COMPENSATION, DECEMBER 1995
LIMITED DUTY PROGRAM MANAGEMENT

- Q. *Is it mandatory to charge limited duty hours to LDC 68, operation 959?*
- A. No. LDC 68 is used to record the hours of all employees who are temporarily assigned to a modified position, either part-time or full-time, in order to accommodate medical restrictions imposed as a result of a job-related injury or illness. This does not include employees who are essentially performing their regularly assigned duties with minor modifications (Handbook F-2, *Functional Management*).
- Q. *Can employees on limited duty work overtime?*
- A. Yes. An employee can work overtime so long as overtime work is not medically contraindicated. However, under such circumstances, overtime work should be approached with caution.
- Q. *How many hours of limited duty should be granted a part-time flexible employee who normally does not work a 40-hour workweek?*
- A. Whenever possible, a part-time flexible employee should be granted the number of limited duty hours that are equivalent to the average of the employee's weekly workhours for the 1-year period immediately preceding the date of injury, excluding overtime. (20 CFR 10.205b)
- Q. *How many hours of limited duty should be granted a part-time flexible employee who has been employed less than a year?*
- A. Whenever possible, an employee should be granted the number of limited duty hours that are equivalent to the average of the employee's weekly workhours during the period of appointment, excluding overtime. (20 CFR 10.205c)

HBK EL-505, INJURY COMPENSATION, DECEMBER 1995
LIMITED DUTY PROGRAM MANAGEMENT

Exhibit 7.4

Sample Letter: Limited Duty Assignments

[U.S. Postal Service Letterhead]

Date:

Our Ref:

Subject:

To: ___[name]___
 ___[street address]___
 ___[city, state, ZIP Code]___

File Number: ___[OWCP case number]___

Date of Injury: _____

Dear ___[name]___:

This letter is in regard to your job-related injury of ___[date]___.

Based on the Office of Workers' Compensation Programs CA-17, *Duty Status Report*, or other medical documentation from your treating physician, it appears that you can perform limited duty work with specified limitations. A copy of this CA-17 or other medical documentation is enclosed.

Federal regulations require injured employees to seek and perform limited duty work when medically able to do so. This letter provides you with a written description of an alternate position or restricted or limited duties to which you may be assigned. The specific duties of this position are described ___[below/in an attachment to this letter]___. You are expected to report to ___[name of supervisor]___ to begin this limited duty work no later than ___[date]___.

In assigning these limited duties we have followed the provisions of the *Employment and Labor Relations Manual* (546.141a) so as to minimize any adverse or disruptive effect on you. If you believe that you are unable to perform these duties for medical reasons related to your injury, you must provide written medical evidence to this effect from your attending physician no later than the date shown in the paragraph above.

Should you have any questions about this notification or the described limited duties, please visit or call the Injury Compensation Control Office ___[name of ICCO]___ at ___[telephone number]___.

Sincerely,

___[signature]___

___[name]___

Injury Compensation Supervisor

Enclosures: CA-17, *Duty Status Report*
Modified Job Description

cc: OWCP

HBK EL-505, INJURY COMPENSATION, DECEMBER 1995
LIMITED DUTY PROGRAM MANAGEMENT

Exhibit 7.5a

Sample Letter: Limited Duty Job Offer

[U.S. Postal Service Letterhead]

Date:

Our Ref:

Subject: Limited Duty Assignment Offer

To: ___[name]___
 ___[street address]___
 ___[city, state, ZIP Code]___

File Number: ___[OWCP case number]_____

Date of Injury: _____

Dear ___[name]___:

This letter is in regard to your job-related injury of ___[date]___.

Based on Office of Workers' Compensation Programs (OWCP) CA-17, *Duty Status Report*, or other medical documentation from your treating physician, it appears that you can perform limited duty work with specified limitations. A copy of this CA-17 or other medical documentation is enclosed.

Federal regulations require injured employees to seek and perform limited duty work when medically able to do so. This letter provides you with a written description of an alternate position or restricted or limited duties to which you may be assigned. The specific duties of this position are described in an attachment to this letter. You are expected to report to begin this limited duty work no later than ___[date]___.

In assigning these limited duties we have followed postal policy and procedures so as to minimize any adverse or disruptive effect on you. If you believe that you are unable to perform these duties for medical reasons related to your injury, you must provide written medical evidence to this effect from your attending physician not later than ___[date]___. If medical evidence is not received by this date, your continuation of pay will be terminated and OWCP will be advised.

Should you have any questions about this notification or the described limited duties, please visit or call the Injury Compensation Control Office ___[name of ICCO]___, at ___[telephone number]___.

Sincerely,

___[signature]___

___[name]___

[Senior Injury Compensation Specialist/Control Point Supervisor]

(continued)

HBK EL-505, INJURY COMPENSATION, DECEMBER 1995
LIMITED DUTY PROGRAM MANAGEMENT

Page 2

I ACCEPT THIS LIMITED DUTY JOB OFFER

I REJECT THIS LIMITED DUTY JOB
OFFER FOR THE REASON BELOW

EMPLOYEE'S SIGNATURE

EMPLOYEE'S SIGNATURE

DATE _____

DATE _____

COMMENTS _____

cc: OWCP

Enclosures: CA-17, *Duty Status Report*

Modified Job Description [See Exhibit 7.5b, Modified Distribution Clerk Job
Description.]

HBK EL-505, INJURY COMPENSATION, DECEMBER 1995
LIMITED DUTY PROGRAM MANAGEMENT

Exhibit 7.5b

Modified Distribution Clerk Job Description

Employee: John Doe Tour: _____ Days off: _____
Location: _____ Workhours: _____

General Duties:

Manual Distribution of Letter Mail — Separates and files mail according to ZIP Codes into manual distribution case, collects mail for dispatch, and replenishes logs with mail for manual distribution.

Physical Requirements:

Environmental Exposures — indoors only

Standing —	1–3 hours per day (primarily to collect mail and load ledges)
Walking —	1–3 hours per day
Sitting —	6–8 hours per day
Lifting —	5–10 pounds maximum
Carrying —	Handfuls of mail to replenish ledges and place in mail trays for dispatch
Pushing —	None
Pulling —	None
Climbing —	None
Stooping —	None
Kneeling —	None
Crawling —	None
Twisting —	None
Reaching —	Above shoulder level occasionally for 15–45 minutes daily

Mr. Doe does not have to carry regular mail trays, but can replenish ledge by cart or handful, versus normal productive standards. In addition, he is permitted to alternate the sitting and standing at the distribution case as much as he deems necessary for his condition and comfort. He will be primarily filing letter mail into the distribution case.

8. Controversion and Challenge

Overview

Procedures

Basis for Controversion or Challenge

When the USPS decides there is reason to controvert or challenge a claim...

- 8.1 Establishing a Basis for Controversion or Challenge ICCO
Obligation: Recognizing the Basis for Controversion or Challenge
- 8.2 Determining If the Entire Claim, or a Portion Thereof, Should Be
Controverted or Challenged ICCO
Temporary USPS Assignments and COP

Controversion or Challenge

When controverting or challenging a claim...

- 8.3 Preparing the Controversion and Challenge Package ICCO
Obligation: Preparing the Controversion and Challenge Package
Importance of the Claim Package
Further References to Use in the Cover Letter
- 8.4 Submitting the Controversion or Challenge Package to OWCP ICCO
- 8.5 Notifying the Employee of Controversion or Challenge ICCO

Disposition by OWCP

When OWCP renders a decision...

- 8.6 Responding to OWCP's Formal Decision ICCO
Obligation: Noting OWCP's Pretermination Notice
OWCP's Formal Decision

Appeals

When an employee wishes to appeal OWCP's decision...

- Obligation: Recognizing OWCP Final Authority*
- 8.7 Ensuring That the Employee Is Informed of His or Her Rights and Obligations . ICCO
Employee's Appeal Rights and Scheduling a Hearing
Scheduling a Hearing
- 8.8 Reviewing the Case and Making the Appropriate Arrangements . *senior IC specialist*
- 8.9 Disputing the Transcript Findings ICCO
The Final Decision
- 8.10 Responding to the Appeal Decision ICCO

HBK EL-505, INJURY COMPENSATION, DECEMBER 1995
CONTROVERSION AND CHALLENGE

Exhibits

- 8.3a Sample Letter: Challenge of Entire Claim
- 8.3b Sample Letter: Challenge of Entire Claim
- 8.3c Sample Letter: Challenge of Entire Claim
- 8.3d Sample Letter: Controversion of Entire Continuation of Pay Period — Termination of Pay
- 8.3e Sample Letter: Controversion of Partial Continuation of Pay Period — Continuation of Pay Not Terminated
- 8.5 Sample Letter: Employee's Notice of Controverted or Challenged Claim
- 8.6 Sample Letter: Employee's Notice of Claim Denial

8. Controversion and Challenge

Overview

This chapter addresses situations in which the USPS identifies information in the course of processing a claim that leads it to question the validity of the injury or resulting disability. If, after a thorough review and investigation, this information leads to allegations that are supported by specific factual evidence, and such evidence is relevant to the basic claim requirements, the USPS is obligated to dispute either the entire claim or any element of it by one or both of the following:

- Controversion, i.e., disputing the entitlement of COP for a traumatic injury.
- Challenge, i.e., disputing any aspect of a claim except COP entitlement or disputing the entire claim for either a traumatic injury, occupational disease or illness, or survivor benefits.

The five basic conditions that must be met for a claim to be compensable under FECA are also discussed. The following issues must be considered:

- The claim must be filed within the statutory time limits.
- The injured employee or decedent must be or have been an employee of the USPS at the time of injury or exposure, regardless of the length of time on the job or the type of position held (including casual and transitional).
- The employee or decedent must have sustained an injury as defined in FECA.
- The injury, illness, or death must have resulted from an incident or circumstance occurring while the employee was performing official duties.
- The injury, disability, or death must have been caused by conditions of employment.

The responsibility for satisfying these five conditions rests with the claimant. Once the claimant has made a prima facie case (at first appearance, before investigation), OWCP has the responsibility of making a decision on the basis of evidence presented, or notifying the claimant of what additional information is needed. If the claim has already been accepted and benefits are being paid, OWCP must prove that payments should not continue. (20 CFR 10.110.)

Because the claimant needs only to present a prima facie case, the task of further developing the case rests with OWCP. The mere fact that an employee fails to respond to an OWCP request for further information is not, in itself, cause for denial. Depending on the particular circumstances involved, OWCP claims examiner takes additional measures, including writing directly to physicians and witnesses, scheduling medical examinations, making conference calls, etc. It is essential that the circumstances surrounding a claim be investigated as soon as possible so that the ICCO's position may be presented in an accurate, professional, and timely manner.

Procedures

Basis for Controversion or Challenge

When the USPS decides there is reason to controvert or challenge a claim...

8.1 Establishing a Basis for Controversion or Challenge — ICCO

Obligation: Recognizing the Basis for Controversion or Challenge

It is the responsibility of the ICCO to controvert or challenge a claim if any of the basic requirements or conditions are not met. A case will not be considered compensable by OWCP if it fails to meet any of the five basic requirements or considerations.

- When reviewing a claim for possible controversion or challenge, determine if the five basic conditions (see Exhibit 4.6, Conditions for Compensation of Claims) have been met:
 - The claim must first satisfy the statutory time requirements of FECA.
 - The injured or deceased individual must be an “employee” within the meaning of the law.
 - The employee must in fact have sustained an injury or disease.
 - The employee must have been in the performance of duty when the injury or illness was sustained.
 - There must be a causal relationship between the condition claimed and the injury or disease sustained.

8.2 Determining If the Entire Claim, or a Portion Thereof, Should Be Controverted or Challenged — ICCO

- Determine if the entire claim, or a portion thereof, should be controverted or challenged:
 - Challenge the entire claim, controverting COP if necessary, when there is reason to believe that the employee is not entitled to any of the benefits he or she is claiming. (ELM 545.51 and ELM 545.52)
 - *Example:* A claim filed as a traumatic injury is clearly one which is better classified as an occupational disease or illness. In this case, challenge the entire CA-1. Advise the employee to file a CA-2, *Notice of Occupational Disease and Claim for Compensation*.
 - Challenge any portion of a claim, controverting COP if necessary (see Exhibit 4.16, Conditions for Continuation of Pay), when there is evidence that the employee is not entitled to specific benefits under FECA.
 - Example:** Medical evidence supports 2 days of disability but the employee takes 4 days. Controvert the last 2 days of COP and withhold COP the last 2 days. (20 CFR 10.204(a)(2))
 - Example:** An employee is on OWCP's periodic rolls. After 2 years of collecting compensation, medical evidence indicates that the disability is no longer related to employment factors. Challenge the continued compensation payments.

SEE Exhibit 4.16, Conditions for Continuation of Pay.

Temporary USPS Assignments and COP

When casual employees or other employees with specific terms of employment are injured, COP is provided only through the end of their appointments (see Chapter 13, Timekeeping and Accounting).

Examples:

- If a casual employee is hired for 89 days and is injured on the 84th day, COP is paid only through the 89th day. However, if disability continues beyond the 89th day, CA-7 is initiated 5 working days before the termination of the COP.
 - If an employee is hired for an appointment not to exceed 89 days and on the 40th day into the appointment the appointment is changed to 60 days because of lack of work, and then an injury occurs on the 44th day of the appointment, COP is paid through the 60th day.
-

- ◇ *In other questionable cases not described above, contact the designated area HR analyst for guidance in determining whether to withhold or terminate COP.*

Controversion or Challenge

When controverting or challenging a claim...

8.3 Preparing the Controversion and Challenge Package — ICCO

Obligation: Preparing the Controversion and Challenge Package

The controversion and challenge package must be thoroughly documented and tailored to the facts of each case. If a written explanation of the dispute is not submitted by the USPS, OWCP may accept the employee's report of injury as factual.

Importance of the Claim Package

The importance of a carefully prepared and well-documented claim package cannot be overemphasized.

- If the claim form has not already been submitted, review it carefully for completeness and accuracy in preparation for submittal. If CA-1 is used, clearly mark item 35 and provide an explanation for the controversion provided.
Do not delay submitting the claim pending collection of data to support a controversion or challenge.
- ◇ *Early and proper identification of controverted or challenged claims is essential to permit OWCP to give these claims priority in processing, and to avoid the possibility of substantial or erroneous payment of COP or compensation benefits.*
SEE Chapter 4, Claims Management.
- Prepare exhibits that contain the factual information necessary to support the controversion or challenge action. Arrange the exhibits in chronological sequence. Use the following examples as exhibit possibilities:
 - Witness statements, both positive and negative. You may need to include those statements from witnesses, who, although working in the immediate vicinity of the alleged accident, had no knowledge of it.
 - Supervisor's statement.
 - Medical evidence.
 - Diagrams and maps.
 - Photographs.
 - Time and attendance records.
 - Other documents obtained by investigation.

HBK EL-505, INJURY COMPENSATION, DECEMBER 1995
CONTROVERSION AND CHALLENGE

- Investigative memorandum, i.e., results of the investigation conducted by the Inspection Service.
 - Results of environmental studies conducted by safety personnel.
 - Prepare a cover letter, the most important part of the package. Keep the letter brief and construct it to include the following elements:
 - An introduction that contains the following information:
 - Claimant identification.
 - Nature of the claim.
 - A statement that the claim, or portion of the claim, is being controverted or challenged.
 - Presentation of evidence including the following:
 - Documented evidence, attached as exhibits.
 - Factual information for which supporting documentation may not be available (e.g., knowledge of outside employment). Do not use hearsay information. All evidence must be from credible sources, be complete, and be clear. Use HRIS call-up to track receipt of requested information.
 - A simple summary in the last paragraph referring to the FECA statute and containing statements of the following:
 - What is being controverted and why.
 - What is being included as supporting references and attachments.
 - What action is being requested.
- SEE Exhibit 8.3a, Sample Letter: Challenge of Entire Claim
Disputed Requirement: Postal Employee.
Exhibit 8.3b, Sample Letter: Challenge of Entire Claim
Disputed Requirement: Fact of Injury.
Exhibit 8.3c, Sample Letter: Challenge of Entire Claim
Disputed Requirement: Performance of Duty.
Exhibit 8.3d, Sample Letter: Controversion of Entire COP Period — COP
Withheld Disputed Requirement: Time.
Exhibit 8.3e, Sample Letter: Controversion of Partial COP
Period — COP Not Terminated
Disputed Requirement: Causal Relationship.

Further References to Use in the Cover Letter

In addition to acquired evidence, the following may be used to further support the ICCO position:

- Reference to precedent-setting ECAB decisions.
- It is essential, however, to ensure that the ECAB decision is relevant to the case. Caution must be used when comparing a seemingly similar situation. The surrounding circumstances must be considered when determining the applicability of an ECAB decision. ECAB decisions are to be referenced by

HBK EL-505, INJURY COMPENSATION, DECEMBER 1995
CONTROVERSION AND CHALLENGE

name and number, i.e., John Smith, 10 ECAB 921. There is no need to attach a copy.

- Review of content and criteria set forth in applicable *FECA PM*.
 - This review can be extremely helpful. Not only does this assist in familiarizing ICCO personnel with FECA terminology, but it provides insight into the rationale used by OWCP when adjudicating the claim.
-
-

HBK EL-505, INJURY COMPENSATION, DECEMBER 1995
CONTROVERSION AND CHALLENGE

8.4 Submitting the Controversion or Challenge Package to OWCP — ICCO

- Submit the package as soon as possible, updating HRIS and filing a copy of the package in the case file.

HBK EL-505, INJURY COMPENSATION, DECEMBER 1995
CONTROVERSION AND CHALLENGE

8.5 Notifying the Employee of Controversion or Challenge — *ICCO*

- Notify the employee, in writing, that his or her claim is being controverted or challenged (see Exhibit 8.5, Sample Letter: Employee's Notice of Controverted or Challenged Claim).

Disposition by OWCP

When OWCP renders a decision...

8.6 Responding to OWCP's Formal Decision — ICCO

Obligation: Noting OWCP's Pretermination Notice

When evidence of record shows that compensation benefits should be terminated or reduced, the claimant will, in most cases, be issued a written notice of the proposed action and be given the opportunity to submit relevant evidence or argument. A pretermination notice will be provided in virtually all cases where the proposed action is based upon medical or other evidence obtained by OWCP. Such notice is also required in all cases where full periodic payments may be terminated, including cases on the short-term roll, except when termination is based on the following:

- Death of the claimant.
 - Return to work.
 - Suspension or forfeiture of compensation.
-
-

Notice of proposed reduction or termination of compensation benefits does not constitute a formal decision. Therefore, no USPS action may be initiated based on this notice. (See FECA PM 2-1400 for further information.)

OWCP's Formal Decision

OWCP's decision will be issued as either a compensation order or letter of denial with a copy to the USPS.

- When the controversion or challenge is upheld, (i.e., compensation benefits are denied), do the following:
 - Initiate the following administrative action:
 - Send the Employee's Notice of Claim Denial (see Exhibit 8.6) to the employee initiating claim recovery of benefits.
 - If medically appropriate, direct the employee back to work.
 - Ensure that the employee has received his or her appeal rights in the letter from OWCP and monitor any appeal activity.
 - Update HRIS and use HRIS call-up to track follow-up actions.
- When controversion or challenge is denied by OWCP, i.e., entitlement to compensation benefits is upheld, expect notification by OWCP explaining the rationale for denying the challenge and upholding the claim.

HBK EL-505, INJURY COMPENSATION, DECEMBER 1995
CONTROVERSION AND CHALLENGE

- If the ICCO disagrees with OWCP's decision and such disagreement is based on valid reasons, discuss the case by telephone with the area HR analyst. If the area HR analyst agrees, forward the case to the area HR analyst's office for resubmission to OWCP.

Appeals

When an employee wishes to appeal OWCP's decision...

Obligation: Recognizing OWCP Final Authority

The final authority in OWCP in the determination of a claim is vested in the director. The decision contains findings of fact and a statement of reasons. A copy of the decision, together with information as to the right to a hearing, to a reconsideration, and to an appeal to the Employees' Compensation Appeals Board, will be mailed to the claimant's last known address. A copy will also be sent to the USPS.

8.7 Ensuring That the Employee Is Informed of His or Her Rights and Obligations — ICCO

- When reviewing compensation orders or letters of denial, ensure that the employee receives the pertinent appeal rights from OWCP according to the circumstances of the case and advise him or her of the leave options available (see Exhibit 8.6). The USPS has no appeal rights under FECA.

Employee's Appeal Rights and Scheduling a Hearing

Reconsideration. In order to support a request for reconsideration, new evidence or argument for error in fact or law must be submitted within 1 year from date of issuance of OWCP district office decision. This time requirement applies only to decisions rendered on or after June 1, 1987. There is no time limitation for decisions made before this date.

Any request not accompanied by such new evidence will be denied as insufficient prima facie evidence.

Applications for reconsiderations are processed at OWCP district office as outlined in FECA PM 2-1602.

Before reaching a decision, OWCP will provide the USPS with copies of any pertinent new evidence submitted by the claimant and will be allowed 15 days for review and comment. However, new medical evidence will not be provided since it is not considered pertinent for review and comment by the employing agency. OWCP has sole responsibility for evaluating medical evidence.

Hearing. An employee may request a hearing in any case where the injury or death occurred after July 4, 1986. The hearing must be requested before any reconsideration is undertaken. New evidence may be submitted in connection with a hearing, but it is not required. (Section 5 U.S.C. 8124)

In place of an oral hearing, a claimant may request a review of the written record. Such a review would not involve attendance by the claimant. As with the oral hearing, the claimant may submit any evidence or argument deemed relevant.

HBK EL-505, INJURY COMPENSATION, DECEMBER 1995
CONTROVERSION AND CHALLENGE

As with the reconsideration process, the USPS will be provided with copies of pertinent documentation submitted by the employee and allowed 15 days for review and comment.

Applications for hearings and reviews should be mailed within 30 days of issuance of OWCP district office's decision. They are processed by the Branch of Hearings and Review, OWCP National Office, as outlined in FECA PM 2-1601.

Review by ECAB. ECAB will not consider new evidence; therefore, any appeal to this body will proceed on the basis of the record as it stands at the time OWCP decision was made.

Requests for appeal should be filed within 90 days from the date of OWCP district office decision for employees in the U.S. or Canada (180 days for employees residing outside the U.S. or Canada); however, ECAB may extend the period for filing up to 1 year if good cause is shown for the delay.

ECAB is a separate entity from OWCP within DOL. ECAB processes review applications as outlined in *FECA PM 2-1603*.

Scheduling a Hearing

OWCP hearing representative will mail a notice to the employee or the employee's representative, and to the USPS, specifying the date, time, and place for the hearing at least 15 days before the scheduled hearing date. With the exception of unusual circumstances, hearings will be scheduled within 100 miles of the claimant's home. (The USPS will receive a separate notice advising of its right to have a representative attend the hearing and obtain a copy of the hearing transcript.)

The employee may withdraw the request for a hearing at any time before the hearing by written notice, or on the record at the hearing itself. The request for postponement must be in writing, must be received by the Branch of Hearings and Review at least 3 days before the date of the scheduled hearing, and must show good cause for postponement.

If the employee fails to appear at a scheduled hearing, he or she may request that another hearing be scheduled, but must do so within 10 days after the date set for the hearing.

HBK EL-505, INJURY COMPENSATION, DECEMBER 1995
CONTROVERSION AND CHALLENGE

8.8 Reviewing the Case and Making the Appropriate Arrangements — *senior IC specialist*

- When notice of a hearing is received, review the case to determine whether attendance at the hearing is necessary.
- The USPS need not send a representative in every case but should send a representative to those hearings that involve fact of injury, performance of duty, or special interest.*
- Complete OWCP hearing notice that asks if the USPS will send a representative to the hearing and if the USPS wishes to receive a copy of the hearing transcript.
- Always request a copy of the transcript. You may also need to request a copy, in writing, at the hearing.*
- Select a USPS representative to attend the hearing, e.g., the senior IC specialist, the HR specialist handling the case, a USPS attorney, etc. Make the necessary arrangements and inform the representative that he or she is to attend the hearing as an observer without the right to question or participate in any manner unless the claimant or the hearing representative specifically requests information from the USPS.
- Ensure that the USPS representative reviews and is thoroughly familiar with, the claimant's OWCP case and related grievances, i.e., EEO complaints and Merit Systems Protection Board actions.
- Confirm the day before the scheduled hearing and by telephone that the hearing is still planned.

8.9 Disputing the Transcript Findings — ICCO

- When the hearing transcript is received, thoroughly review all the facts presented in the transcript, make written notations where conflicts exist, and compile any additional documentation that would substantiate the USPS position.
- Prepare a letter to OWCP hearing representative citing the areas in dispute with supporting documentation attached. List the disputed areas in sequence as they appear in the transcript and identify them by page number and paragraph. Submit this letter to OWCP hearing representative within 15 days following the release of the transcript.

If a written explanation of the dispute is not submitted, OWCP may accept the employee's report of injury as factual.

- Send a copy of the response to the claimant or the claimant's authorized representative.
- ◇ *If cases involve complex issues that warrant legal analysis or further interpretation of FECA or USPS policies, refer to the chief field counsel and the designated area HR analyst for assistance and guidance.*

The Final Decision

If the OWCP hearing representative who is evaluating the evidence and testimony, needs additional case development, he or she will remand the case back to the OWCP district office.

When all evidence and testimony are evaluated, OWCP hearing representative will issue a decision that affirms, reverses, remands, or modifies OWCP district office's decision.

HBK EL-505, INJURY COMPENSATION, DECEMBER 1995
CONTROVERSION AND CHALLENGE

8.10 Responding to the Appeal Decision — ICCO

- If the decision is adverse to the claimant, advise the employee of his or her appeal rights again.
- If a new OWCP decision is received, take the same steps described in 8.6, Responding to OWCP's Formal Decision.

HBK EL-505, INJURY COMPENSATION, DECEMBER 1995
CONTROVERSION AND CHALLENGE

Exhibit 8.3a

Sample Letter: Challenge of Entire Claim

Variant for Disputed Requirement: Postal Employee

[U.S. Postal Service Letterhead]

___[date]___

___[name of claims examiner at Office of Workers' Compensation Programs]

___[street address]___

___[city, state, ZIP Code]___

Name: _____

SSN: _____

File No: ___[OWCP case number]_____

Dear ___[name]___:

This is in reference to ___[name]___ who was injured on ___[date]___ when he/she was involved in a motor vehicle accident. ___[name]___ filed a CA-1 on ___[date]___ (Attachment 1). Since ___[name]___ is not an employee of the U.S. Postal Service, his/her entitlement to Federal Employees' Compensation Act (FECA) benefits is being challenged. Please be aware that continuation of pay has been withheld.

[Describe the circumstances, e.g.:

The U.S. Postal Service has a contract with Highway Services Trucking, Inc. to transport mail (Exhibit A — Copy of Contract). Mr. Stayman is employed by Highway Services Trucking, Inc. as a driver. Mr. Stayman is not on the U.S. Postal Service payroll nor does the U.S. Postal Service have any direct supervisory authority over him.]

In view of the above, it is requested that ___[name]___'s claim for benefits be denied since ___[he/she]___ is not a Postal Service employee under the purview of FECA.

Your attention to this matter is appreciated.

Sincerely,

___[signature]___

___[name]___

Senior Injury Compensation Specialist

Attachments: [List all documents in the claim package.]

HBK EL-505, INJURY COMPENSATION, DECEMBER 1995
CONTROVERSION AND CHALLENGE

Exhibit 8.3b

Sample Letter: Challenge of Entire Claim

Variant for Disputed Requirement: Fact of Injury

[U.S. Postal Service Letterhead]

____ [date] ____

____ [name of claims examiner at Office of Workers' Compensation Programs]

____ [street address] ____

____ [city, state, ZIP Code] ____

Name: _____

SSN: _____

File No: ____ [OWCP case number] _____

Dear ____ [name] ____:

This letter is in reference to our employee, ____ [name] ____, ____ [title] ____, who filed a CA-2, *Notice of Occupational Disease and Claim for Compensation*, for stress on ____ [date] ____. The initial claim package was forwarded to your office on March 8, 1995. Based on an investigation into the circumstances surrounding this claim, we are challenging ____ [name] ____'s entitlement to Federal Employees' Compensation Act (FECA) benefits.

[Describe the circumstances, e.g.:

On January 22, 1995, Ms. Ruby filed an Equal Employment Opportunity (EEO) complaint alleging she was being harassed by her supervisor. She cited the manner in which he spoke and assigned work to her as the source of the harassment. This allegation was investigated via the EEO process and a decision was rendered on February 28, 1995. The decision concluded that the preponderance of evidence failed to support a finding of harassment (Attachment 1 — Statement from senior EEO management representative at local office.)

On March 2, 1995, Ms. Ruby was seen by her treating physician, Dr. Samuel S. Stone. Ms. Ruby provided Dr. Stone with the same history of harassment as mentioned above. However, she failed to mention to Dr. Stone that the allegation of harassment was found to be unsupported upon investigation. Dr. Stone diagnosed Ms. Ruby with stress-related disability because of harassment in the workplace (Attachment 2 — copy of Dr. Stone's report). Ms. Ruby provided an inaccurate history regarding her allegation. She implied to both her treating physician and your office that the harassment was a matter of fact. However, the evidence of record failed to support this finding.]

In view of the above, it is our contention that ____ [name] ____ has not established fact of injury and ____ [his/her] ____ entire claim should, therefore, be denied.

(continued)

HBK EL-505, INJURY COMPENSATION, DECEMBER 1995
CONTROVERSION AND CHALLENGE

Page 2

Your favorable consideration of this request is appreciated.

Sincerely,

____[signature]____

____[name]____

Senior Injury Compensation Specialist

Attachments: [List all documents in the claim package.]

HBK EL-505, INJURY COMPENSATION, DECEMBER 1995
CONTROVERSION AND CHALLENGE

Exhibit 8.3c

Sample Letter: Challenge of Entire Claim

Variant for Disputed Requirement: Performance of Duty

[U.S. Postal Service Letterhead]

___[date]___

___[name of claims examiner at Office of Workers' Compensation Programs]

___[street address]___

___[city, state, ZIP Code]___

Name: _____

SSN: _____

File No: ___[OWCP case number]_____

Dear ___[name]___:

This is in reference to our employee, ___[name]___, ___[title]___, who alleges that he/she was injured on ___[date]___. Circumstances surrounding his alleged ___[injury type]___ provide grounds for challenging the entire claim.

[Describe the circumstances, e.g.:

On the date of the alleged injury, Mr. Doe was observed reporting for work with a noticeable limp in his right leg (Exhibit A — Statement from Supervisor). Upon returning from his route, Mr. Doe reported that he had tripped over a sprinkler head at 202 Deerfield Lane and injured his right leg. He requested medical treatment and was issued a CA-16 to see Dr. Fawn.

After our safety specialist investigated the premises at 202 Deerfield Lane, he discovered that there was no sprinkler system at that address (Exhibit B — Statement from Safety Specialist). Further investigation revealed that a fellow employee named Mr. Buck had seen Mr. Doe, an avid tennis player, playing tennis at the local park on March 5, 1995, the evening before the alleged injury (Exhibit C — Statement from Mr. Buck).]

Based on our investigation, it appears that ___[name]___ did not sustain ___[his/her]___ injury while in the performance of duty. We request, therefore, that ___[name]___'s entire claim be disallowed.

Your timely adjudication of this claim would be greatly appreciated.

Sincerely,

___[signature]___

___[name]___

Senior Injury Compensation Specialist

Attachments: [List all documents in the claim package.]

HBK EL-505, INJURY COMPENSATION, DECEMBER 1995
CONTROVERSION AND CHALLENGE

Exhibit 8.3d

**Sample Letter: Controversion of Entire Continuation of Pay Period —
Termination of Pay**

Variant for Disputed Requirement: Time

[U.S. Postal Service Letterhead]

___[date]___

___[name of claims examiner at Office of Workers' Compensation Programs]

___[street address]___

___[city, state, ZIP Code]___

Name: _____

SSN: _____

File No: ___[OWCP case number]_____

Dear ___[name]___:

This is in reference to our employee, ___[name]___, ___[title]___, who sustained a work-related injury on ___[date]___.

Because of untimeliness, ___[name]___'s entitlement to continuation of pay (COP) is being controverted. Please be aware that pay has been terminated in this case.

[Describe the circumstances, e.g.:

As reflected on the attached CA-1, Mr. Dolphin sustained his injury on August 8, 1995.
However, the CA-1 was not filed until October 8, 1995.]

In view of the above, ___[name]___ has failed to meet the 30-day statutory reporting requirement. Therefore, it is requested that ___[name]___'s claim for COP be denied.

Thank you for your attention to this matter.

Sincerely,

___[signature]___

___[name]___

Senior Injury Compensation Specialist

Attachments: [List all documents contained in the claim package.]

HBK EL-505, INJURY COMPENSATION, DECEMBER 1995
CONTROVERSION AND CHALLENGE

Exhibit 8.3e

**Sample Letter: Controversion of Partial Continuation of Pay Period —
Continuation of Pay Not Terminated**

Variant for Disputed Requirement: Causal Relationship

[U.S. Postal Service Letterhead]

___[date]___

___[name of claims examiner at Office of Workers' Compensation Programs]

___[street address]___

___[city, state, ZIP Code]___

Name: _____

SSN: _____

File number: ___[OWCP case number]_____

Dear ___[name]___:

This letter is in reference to our employee, ___[name], ___[title]___, who was injured on ___[date]___ when ___[describe injury]___. Because of a lack of supporting medical documentation, ___[name]___'s entitlement to ___[number]___ hours of continuation of pay (COP) is being controverted. As information, payment of COP was not terminated.

[Describe the circumstances, e.g.:

On April 1, 1995, Ms. Sunflower was seen by her treating physician, Dr. Rose, who diagnosed her as totally disabled for April 1 and April 2, 1995 (Attachment 1— CA-17). However, she did not return to work until April 5th. On April 3, Ms. Sunflower's supervisor, Mr. Tulip, placed a follow-up call to Dr. Rose's office. This call confirmed that Ms. Sunflower was, in fact, released to return to work on April 3 (Exhibit A — Statement from Supervisor). On the same date, Ms. Sunflower was advised by telephone, as well as by written confirmation, that medical evidence was required to support disability subsequent to April 2, 1995 (Exhibit B — Copy of Confirmation Letter to Employee). As of this date, no additional medical evidence has been received.]

In view of the above, ___[name]___ has not established that ___[his/her]___ absence on ___[date]___, was due to ___[his/her]___ work-related injury. It is, therefore, requested that COP be denied for ___[period]___.

Thank you for your review of this matter.

Sincerely,

___[signature]___

___[name]___

Senior Injury Compensation Specialist

Attachments: [List all documents in the claim package.]

HBK EL-505, INJURY COMPENSATION, DECEMBER 1995
CONTROVERSION AND CHALLENGE

Exhibit 8.5

Sample Letter: Employee's Notice of Controverted or Challenged Claim
With Variant for Withholding or Termination of COP

Certified — Return Receipt Requested
[U.S. Postal Service Letterhead]

Date:

Our Ref:

Subject:

To: ___[name]___
 ___[street address]___
 ___[city, state, ZIP Code]___

Dear ___[name]___:

This is in reference to your injury claim filed on ___[date]___ for ___[nature of injury]___. Under the Federal Employees' Compensation Act, the U.S. Postal Service may formally express opposition to a claim whenever doubt exists as to entitlement to benefits. In regard to your claim, this office disputes your entitlement to ___[benefit(s) being controverted or challenged]___ for the following reason(s): ___[reason(s) for dispute]___.

All pertinent documents have been sent to the Office of Workers' Compensation Programs (OWCP). However, you can submit the medical reports and/or related bills directly to OWCP. If you choose to send information directly to OWCP, please furnish a copy of the medical report to the Injury Compensation Control Office (ICCO) to ensure that appropriate and timely actions are taken with regard to the claim. For your convenience, you may continue to submit this information to the ICCO for prompt handling and submission to OWCP. Upon adjudication, OWCP will issue a final decision in writing.

[If applicable, add a statement regarding the withholding or termination of COP. Also add:]

Please be aware that pay has been terminated pending OWCP's decision. In the interim, you may elect to use either sick or annual leave. If you do not have sufficient leave to cover your absence, you may request regular leave without pay (LWOP). Please advise your immediate supervisor of your election as soon as possible. If election is not made within 7 days from receipt of this letter, your period of disability related to this claim will be automatically charged to LWOP.

If you have any questions or wish to submit additional evidence, you may contact the ICCO at ___[telephone number]___.

Sincerely,

___[signature]___
___[name]___
___[title]___

cc: OWCP District Office
 Employee's Supervisor

HBK EL-505, INJURY COMPENSATION, DECEMBER 1995
CONTROVERSION AND CHALLENGE

Exhibit 8.6

Sample Letter: Employee's Notice of Claim Denial

Certified — Return Receipt Requested

[U.S. Postal Service Letterhead]

Date:

Our Ref:

Subject:

To: ___[name]___
 ___[street address]___
 ___[city, state, ZIP Code]___

Dear ___[name]___:

This letter is in reference to the compensation order dated ___[date]___ regarding your Office of Workers' Compensation Programs (OWCP) Claim No. ___[number]___ (copy attached). As indicated by the attached order, your claim for the cited Federal Employees' Compensation Act benefits has been disallowed by the U.S. Department of Labor, OWCP.

It is imperative that you contact your immediate supervisor to arrange for approval of Form 3971 to cover the period of absence involved. Any future absence(s) and/or related medical evidence from this disability should be submitted to your supervisor for approval.

You have the option to substitute sick or annual leave for the continuation of pay you received and/or for the leave without pay/injured on duty (LWOP-IOD) which was entered for you into the payroll system. Please advise your immediate supervisor of your choice of leave. If you do not have sufficient leave to cover your absence during this period of disability, you may request regular LWOP. If you do not make your election within 7 days from receipt of this letter, your absence for the period involved will be changed to LWOP. If you have any questions, please contact the Injury Compensation Control Office at ___[telephone number]___.

Sincerely,

___[signature]___
___[name]___
___[title]___

Attachment: OWCP Compensation Order

cc: Employee's Supervisor

9. Fraud and Abuse

Overview

Procedures

Fraud and Abuse

When fraud or abuse is suspected...

*Obligation: Recognizing the Penalty for Conviction of
Fraudulent Workers' Compensation Claim*

- 9.1 Determining if Fraud or Abuse Exists *supervisor*
- 9.2 Responding to a Possible Case of Fraud or Abuse *supervisor*
Obligation: Submitting Information to OWCP
- 9.3 Responding to Notification of Possible Fraud or Abuse *ICCO*
Inspection Service Reward Program
- 9.4 Monitoring Fraud and Abuse Cases *senior IC specialist*

Exhibits

- 9.3a Fraud and Abuse Referral Checklist
- 9.3b Sample Letter: Referral Memorandum

9. Fraud and Abuse

Overview

This chapter identifies the criteria needed to identify suspected fraud and abuse cases for further investigation by the Inspection Service and outlines procedures for referring cases to the Postal Inspection Service.

The investigation of IC cases involving possible fraud and abuse comes under the jurisdiction of the Inspection Service. The objective of the Inspection Service is to assist ICCO personnel in reducing compensation costs resulting from fraudulent claims and to gather information leading to the removal of dishonest employees from the USPS.

Although the terms *fraud* and *abuse* are related, they are not interchangeable.

Fraud is an intentional deceptive act, or series of acts, committed by an individual with the intent to cause the USPS or OWCP to grant benefits that would not normally be provided under FECA, for example, a faked injury or concealment of facts indicating that an injury occurred off duty.

Abuse is excessive, extravagant, or improper use of FECA in a manner contrary to its legal use in order to acquire additional benefits for personal gain, for example, prolonging the length of the recovery period needed for a job-related injury.

The key difference between fraud and abuse is intent. When employees apply for or receive FECA benefits to which they are not entitled, they are abusing FECA. This abuse may occur because the employees are ignorant of the law and its provisions or because they genuinely feel that they are entitled to those benefits. When employees deliberately apply for FECA benefits that they know they are not entitled to, they are committing fraud. Abuse is not always fraud, but fraud is always abuse.

Since the inception of Inspection Service investigations into FECA fraud and abuse, several distinct types of fraud and abuse have been identified. Some of the types identified are the following:

- Concealing, with intent to defraud, prior injuries or physical impairment when hired.
- Reporting an on-the-job injury when the injury occurred off the job.
- Fabricating an injury or falsifying the extent or seriousness of the real injury.
- Engaging in and concealing outside employment while receiving compensation payments.
- Regularly engaging in activities that are inconsistent with the alleged injury or medical restrictions.
- Failing to return to work after recovering from an injury.
- Continuing to accept compensation when no longer disabled, or no longer an employee of the USPS, or without making any effort to return to work.

Procedures

Fraud and Abuse

When fraud or abuse is suspected...

Obligation: Recognizing the Penalty for Conviction of Fraudulent Workers' Compensation Claim

An individual convicted of a violation of 18 U.S.C. 1920, as amended, or of any other fraud related to the application for or receipt of benefits under Subchapter I or III of Chapter 81 of Title 5, forfeits, as of the date of the conviction, all entitlement to any prospective benefits provided by Subchapter I or III for any injury occurring on or before the date of conviction. Such a forfeiture of benefits is in addition to any action the Secretary may take under section 8106 or 8129 of title 5, United States Code.

If an individual has one or more dependents as defined under section 8110(a), the Secretary of Labor may, during the period of incarceration, pay to such dependents a percentage of the benefits that would have been payable to such individual computed according to the percentages set forth in section 8133(a)(1) through (5).

9.1 Determining If Fraud or Abuse Exists — *supervisor*

- To determine whether fraud or abuse may exist, consider the following warning signals:
 - There are no witnesses to the accident (if there were witnesses, consider their reliability), and the circumstances surrounding the injury are suspect.
 - The injury cannot have logically happened as described.
 - The employee sustains a minor accident which resulted in a disabling soft tissue injury with an inconsistent length of disability.
 - The injury is not reported on the day of occurrence.
 - The employee has a history of leave abuse or has previously filed questionable claims.
 - The injury is reported when disciplinary action is pending or leave of any type is denied.
 - The injury occurs shortly before an employee's defined termination date.
 - The employee is known to have recently engaged in outside activities (sports or other work) that could cause similar injury inconsistent with the employee's medical restrictions.
 - The employee has a confrontation with his or her supervisor before the accident.
 - The treating physician handles multiple claims and always indicates disability.

9.2 Responding to a Possible Case of Fraud or Abuse — *supervisor*

Obligation: Submitting Information to OWCP

The USPS has the responsibility to submit to OWCP, at any time, all relevant and probative factual and medical evidence in its possession or evidence that it may acquire through investigation or other means.

- When it appears that fraud or abuse has occurred, do the following:
 - Immediately notify the ICCO.
 - Document all pertinent information.
 - Forward all documentation to the ICCO.

9.3 Responding to Notification of Possible Fraud or Abuse — ICCO

- Using the Fraud and Abuse Referral Checklist (see Exhibit 9.3a) as a guide, determine if the case should be forwarded to the Inspection Service as follows:
 - If one or more of the items in Section A are checked, refer the case to the Inspection Service.
 - If one or more of the items in Section B are checked, *consider* referring the case to the Inspection Service; however, evaluate each case on an individual basis. Refer a case only when there is strong probable cause to believe fraud or abuse is present.
- If appropriate, refer the case to the Inspection Service. Prepare a referral memorandum to be signed by the senior IC specialist and include all pertinent documentation (see Exhibit 9.3b, Sample Letter: Referral Memorandum).
- In instances where evidence is likely to be moved or destroyed, or where emergency attention is indicated, immediately contact the Inspection Service by telephone or in person. Follow up the contact, in writing, as indicated above.
- Forward the initial claims package to OWCP within the established time frame, regardless of whether the case is referred to the Inspection Service.
- Do not include the referral when submitting the claim package because at this stage it has not yet been determined if an investigation by the Inspection Service is warranted.
- Referral methods may vary according to local agreements between the ICCO and Inspection Service units.*
- Enter the referral information into a tracking system.
- Maintain contact with Inspection Service personnel. They will determine if the case is accepted for investigation (jacketed) or declined.
 - If the case is jacketed, the Inspection Service will conduct an investigation.
 - If a preliminary review indicates that an additional investigation would be unproductive, the Inspection Service will return the file to the ICCO with an explanation.
- Prepare a controversion or challenge package if the Inspection Service's investigation supports the existence of fraud or abuse.
- Upon completion of the investigation, the Inspection Service will issue an investigative memorandum to the installation head and a copy to the ICCO containing information that will assist the ICCO in deciding the course of action to be taken.

SEE Chapter 8, Controversion and Challenge.

Inspection Service Reward Program

In accordance with 39 CFR 233, the Inspection Service pays rewards for information leading to the detection of persons or firms who obtain or seek to obtain money, property, or services from the USPS through any fraudulent activity, including the use of false or fraudulent claims or statements, or who successfully reduce or seek to reduce the amount of money owed to the USPS through fraud.

Rewards are payable only from the proceeds recovered through criminal, civil, or administrative action. The amount paid is determined at the discretion of the Chief Postal Inspector, but will not exceed one-half of the amount recovered. Private citizens and postal employees, except postal inspectors and Law Department employees, are eligible to receive rewards. However, these individuals must initiate action for payment of a reward because it is unlawful for any government employee to solicit or suggest the filing of a claim against the government. See Exhibit 9.3a, Fraud and Abuse Referral Checklist, and Form 557, *Application for Reward*, in Appendix D, Forms.

HBK EL-505, INJURY COMPENSATION, DECEMBER 1995
FRAUD AND ABUSE

9.4 Monitoring Fraud and Abuse Cases — *senior IC specialist*

- At quarterly intervals, review the status of all referrals with the postal inspector assigned to handle local IC matters. Use HRIS call-up dates to schedule review dates and the HRIS-generated pending referrals report to assist in the actual review.

HBK EL-505, INJURY COMPENSATION, DECEMBER 1995
FRAUD AND ABUSE

Exhibit 9.3a

Fraud and Abuse Referral Checklist

Employee's Name: _____ DOI: _____

SSN: _____ Nature of Injury: _____

OWCP Claim No.: _____

Questionable Circumstance

Section A

1. Evidence of falsification or alteration of forms (attach a copy of the form).	
2. Concealment of prior injuries or physical impairments at the time of hiring (attach a copy of the supporting documentation and statements).	
3. Incriminating witness statement or admission by claimant (attach a copy of the statement).	
4. Physical activity inconsistent with the nature of the claimed injury (attach a copy of the information received). Note: It may not be inconsistent for a mail handler with a 70-pound lifting requirement to be seen grocery shopping, for example, or carrying a small child.	
5. Concealed employment while collecting continuation of pay or Office of Workers' Compensation Programs compensation (attach a copy of the information received).	
6. Evidence of collusion with a physician (attach name, address, and telephone number of the physician, and the basis for allegation).	

Section B

7. The employee has a history of leave abuse or questionable prior injuries (attach PS 3972 or a list of prior injuries including date of injury, claim number, and nature of injury).	
8. The injury was reported in the first pay period of employment. Date the employee began duty: _____	
9. The injury was reported when disciplinary action was pending or leave of any type had been denied (attach a summary of the circumstances surrounding the case).	
10. A temporary employee claimed the injury occurred at the end of the employment period.	

(continued)

HBK EL-505, INJURY COMPENSATION, DECEMBER 1995
FRAUD AND ABUSE

11. There were no witnesses to the injury, and the circumstances surrounding the injury are suspect. Specify where the injury occurred: _____	
12. The accident was very minor and resulted in a disabling soft tissue injury with an inconsistent length of disability. _____	

Other pertinent data:

Signature of Person Completing Checklist

Date Completed

Printed Name and Title

Phone Number

HBK EL-505, INJURY COMPENSATION, DECEMBER 1995
FRAUD AND ABUSE

Exhibit 9.3b

Sample Letter: Referral Memorandum

[U.S. Postal Service Letterhead]

___[date]___
___[name]___, Inspector in Charge
___[street address]___
___[city, state, ZIP Code]___

SUBJECT: Federal Employees' Compensation Act (FECA) Claim Referral — Possible Fraud
and/or Abuse

Name: _____

SSN: _____

File No: ___[OWCP case number]_____

Dear ___[name]___:

This is in reference to the FECA Claim filed ___[name]___, ___[SSN]___, ___[employing office]___.

It is requested that consideration be given to investigating this claim for possible fraud and/or abuse. Attached is a copy of the claim, the Fraud and Abuse Referral Checklist, and all pertinent documentation. As indicated by the attached, the basis for this request is ___[basis of request]___.

Thank you for your attention regarding this matter. Please advise this office of your decision.

Sincerely,

___[signature]___
___[name]___
Senior Injury Compensation Specialist

Attachments: Copy of Claim
Fraud and Abuse Checklist

10. Third Party Liability

Overview

Procedures

Potential Third Party Case

When a third party is involved in a job-related injury or illness...

- | | | |
|------|-------------------------------------------------------------------------------------------|------|
| 10.1 | Recognizing a Potential Third Party Case | ICCO |
| | <i>Common Circumstances for a Third Party Claim</i> | |
| 10.2 | Investigating the Potential Third Party Case | ICCO |
| 10.3 | Notifying the Employee and the Third Party of a Potential Third Party Claim . . . | ICCO |
| 10.4 | Determining Whether DOL or the USPS Has Authority to Pursue Recovery of Damages | ICCO |
| | <i>Obligation: Noting Responsibility for Pursuing the Claim</i> | |

DOL Authority

When DOL has authority to pursue recovery of damages...

- | | | |
|------|-----------------------------------------------------------|------|
| 10.5 | Notifying OWCP of a Potential Third Party Claim | ICCO |
| 10.6 | Monitoring the Case | ICCO |

USPS Authority

When the USPS has authority to pursue recovery of damages...

- | | | |
|------|---------------------------------------------------------------------------------|------|
| 10.7 | Keeping DOL Updated | ICCO |
| 10.8 | Determining Whether the Employee Intends to Pursue Third Party Action | ICCO |

USPS Pursuit of Recovery

When the employee wants to assign the claim to the USPS for recovery...

- | | | |
|-------|-----------------------------------------------------------------------------|------|
| 10.9 | Deciding Whether to Accept Assignment | ICCO |
| | <i>Obligation: Assuming Authority to Accept Assignment and Sign Release</i> | |
| | <i>Factors in Deciding Whether to Accept Assignment</i> | |
| 10.10 | Pursuing Recovery of Damages | ICCO |
| | <i>Obligation: Recovering Damages When the Case Is Assigned to the USPS</i> | |

Employee Pursuit of Recovery

When the employee pursues third party action not represented by an attorney...

- | | | |
|-------|-------------------------------------------------------------------------------|------|
| 10.11 | Notifying the Employee of the Government's Lien and Monitoring the Case . . . | ICCO |
|-------|-------------------------------------------------------------------------------|------|

Attorney Pursuit of Recovery

When the employee pursues third party action represented by an attorney...

- 10.12 Notifying the Attorney of the Government's Lien and Monitoring the Case *ICCO*
Obligation: Recovering Damages that the USPS Is Entitled to Recover From Proceeds Paid to the Employee

Employee Indecision or Failure

When the employee does not pursue third party action or is unsuccessful in the recovery attempt...

- 10.13 Deciding Whether to Seek Assignment *ICCO*
- 10.14 Seeking Assignment of the Case to the USPS *ICCO*

Settlement

When settlement has been made...

- 10.15 Disbursing Settlement Funds *ICCO*

Records

When records are requested...

Court Compensation

When employees must be compensated for court appearances...

Exhibits

- 10.3a Sample Letter: Notice to the Injured Employee of Potential Third Party Claim and Office of Workers' Compensation Programs Procedures
- 10.3b Sample Letter: Second Request for Form 2562, Notice of Potential Third Party Claim
- 10.3c Sample Letter: Notice to the Third Party of the Injury
- 10.5 Sample Letter: Notice to Office of Workers' Compensation Programs of Third Party Involvement
- 10.9a Sample Letter: Notice to the Employee of the U.S. Postal Service Decision Not to Accept Assignment and Information on Employee Options
- 10.9b Sample Letter: Notice to the Employee of the Postal Service Decision to Accept Assignment
- 10.10a Sample Letter: Notice to the Third Party of Assignment of the Postal Employee's Claim and Request for Settlement Discussion
- 10.10b Sample Letter: Request to the Third Party for Settlement
- 10.10c Claim Negotiation
- 10.11a Sample Letter: Notice to the Employee of the Government's Lien
- 10.11b Sample Letter: Notice to the Third Party and/or Insurer of the Government's Lien

HBK EL-505, INJURY COMPENSATION, DECEMBER 1995
THIRD PARTY LIABILITY

- 10.11c Sample Letter: Notice to the Employee of the Government's Lien and Request for Further Information
- 10.12a Sample Letter: Notice to the Attorney of the Government's Lien
- 10.12b Sample Letter: Request for Status and Transmission of Further Information
- 10.14 Sample Letter: Request for Information From the Employee and Notice to the Employee of the Government's Lien
- 10.15 Sample Letter: Memo to the U.S. Postal Service Disbursement Office Advising of Disbursement to Be Made

10. Third Party Liability

Overview

When a third party a person or organization other than the USPS or another U.S. agency is responsible for a job-related injury or illness for which an employee receives benefits under FECA, either DOL or the USPS may want to attempt to recover damages from the third party or the insurer.

Damages in this case means (1) what DOL is entitled to for wage compensation and medical and related benefits paid out and (2) what the employee is entitled to for pain, suffering, damage to property, and out-of-pocket expenses not covered by FECA benefits. Although USPS COP is not recoverable, the USPS gains from the recovery of DOL funds because the USPS liability to DOL is reduced by the amount recovered.

To serve the interests of the USPS, ICCO personnel need to do these things:

1. Identify potential third party cases and provide the initial investigation and documentation.
2. Assess the feasibility of attempting to recover damages by considering whether the third party is clearly at fault, how rapid recovery might be, and whether the payoff would be large enough to warrant the considerable effort involved.
3. If DOL has authority to pursue recovery (in cases of job-related illness and some job-related injury), identify the case for DOL, supply necessary documentation, request DOL to pursue the claim, and then monitor the case.
4. If the USPS has authority to pursue recovery, find out whether the employee will attempt to do this on his or her own behalf, with or without the aid of an attorney, or whether the employee will assign this task to the USPS. You will not want to accept assignment, of course, if you have determined that pursuit is not feasible. If it is feasible, continue this pursuit under the guidance of the area HR IC analyst.
5. Once a settlement is reached, make sure that settlement funds are disbursed properly between the employee and DOL.
6. Once the settlement funds are disbursed, make sure that OWCP credits the appropriate payment amount to the USPS.

Procedures

Potential Third Party Case

When a third party is involved in a job-related injury or illness...

10.1 Recognizing a Potential Third Party Case — ICCO

- Review CA-1 especially item 29 and the description of the accident in the case of traumatic injury, CA-2 in the case of occupational illness, or CA-5 or 5b in the case of death to determine if a third party is involved and whether that third party could be responsible for the injury, illness, or death and thus liable for the damages.

Common Circumstances for a Third Party Claim

Although a third party recovery case can arise from many circumstances in which a third party's act or failure to act results in the injury or death of an employee, the most common circumstances include, but are not limited to, these:

- Automobile accidents.
 - Animal attacks.
 - Tripping, slipping, and falling on sidewalks, steps, and other portions of nonfederal property.
 - Defective machinery, automobiles, and equipment.
 - Physical attacks and other assaults.
 - Defects in leased postal premises.
-
-

10.2 Investigating the Potential Third Party Case — ICCO

- Coordinate an investigation of the incident resulting in injury or the circumstances of illness, doing the following:
 - Review Form 1769, *Accident Report*, and CA-1, CA-2, CA-5, or CA-5b to determine if they are adequate to provide needed information and determine third party liability.
 - If necessary and possible, obtain a detailed, written statement from:
 - The injured employee.
 - Any witness to the incident.
 - Any other person who may be acquainted with the facts or is identified as having pertinent information.
 - If necessary, obtain:
 - The name, address, and telephone number of the third party.
 - A detailed description of the place where the incident occurred and all the circumstances concerning the incident.
 - If any further investigation of the incident has been made by the local police, USPS vehicle services, USPS safety personnel, the Inspection Service, or any other organization, obtain a copy of the reports and the investigative file.
- SEE Handbook M-19, *Accident Investigation Tort Claims*, for information and procedures regarding investigative techniques and guides.

10.3 Notifying the Employee and the Third Party of a Potential Third Party Claim — ICCO

- When you have identified a potential third party case, provide the following to the injured employee and a copy to OWCP (updating HRIS):
 - Notice to the Injured Employee of Potential Third Party Claim and OWCP Procedures (see Exhibit 10.3a for sample letter).
 - Form 2562, *Injury Compensation Program — Notice of Potential Third Party Claim*.

Ask the employee to complete and return Form 2562 immediately.

- If you have not received the completed Form 2562 within 15 days, provide the injured employee (updating HRIS):
 - Second Request, *Notice of Potential Third Party* for Claim Form 2562 (see Exhibit 10.3b).

Follow up as necessary to secure the completed form.

- Immediately send to the potential third party (updating HRIS):
 - Notice to the Third Party of the Injury (see Exhibit 10.3c).

10.4 Determining Whether DOL or the USPS Has Authority to Pursue Recovery of Damages — ICCO

- Note whether DOL or the USPS is responsible for recovering damages.

Obligation: Noting Responsibility for Pursuing the Claim

FECA (5 U.S.C. 8131-2) provides that if an injury or death of an employee compensable under FECA is caused by a third party, DOL may require the employee receiving the benefits (or the beneficiary) to do one of the following:

1. Assign to the United States any right of action he or she may have (1) to force the third party to pay damages or (2) to share in money received in satisfaction of a liability claim.
2. Prosecute the action in his or her own name.

If the employee refuses to assign right of action to the United States or to prosecute an action in his or her own name when required to do so by the Secretary of Labor, he or she may be denied compensation by DOL.

An agreement between the director of OWCP, DOL, and the USPS (November 1980) provides that to more efficiently and effectively accomplish the stated purpose of FECA, OWCP agrees that the USPS may administratively pursue recovery of damages from the third party who is responsible for the injury sustained by a USPS employee in all cases of traumatic injury except in any of the following cases:

- a. When the injury results in the death of the employee.
- b. When the injury occurs outside of the United States or Canada.
- c. When the third party is a common carrier.
- d. When malpractice or product liability is involved.
- e. When injuries are sustained by more than one employee in the same incident (group injuries).

Pursuit of recovery of damages in those cases and in occupational illness cases is the responsibility of DOL.

DOL Authority

When DOL has authority to pursue recovery of damages...

10.5 Notifying OWCP of a Potential Third Party Claim — ICCO

- Send to OWCP, together with CA-1, CA-2, CA-5, or CA-5b (updating HRIS):
 - Notice to OWCP of Third Party Involvement (see Exhibit 10.5).
 - A copy of the completed Form 2562.
 - The investigation report and other file material needed to support the case.

- ◇ *If the CA-1, CA-2, CA-5 or CA-5b has already been submitted to OWCP, forward these items as soon as possible. Do not delay submitting the CA-1, CA-2, CA-5 or CA-5b pending receipt of third party information.*

SEE 4.7, Submitting the Claim Package to OWCP.

HBK EL-505, INJURY COMPENSATION, DECEMBER 1995
THIRD PARTY LIABILITY

10.6 Monitoring the Case — ICCO

- When DOL has authority, take no *direct* action to recover damages. When the claim clearly reflects a potential for high-dollar settlement, or when there is clear-cut liability and the possibility of a quick settlement, follow up to see that OWCP encourages the employee to initiate a claim, either with or without the aid of an attorney.
- Monitor the progress of OWCP's action and obtain periodic status reports until the case is closed.
- Refer to the area HR IC analyst any such cases that are closed without a payment from the third party.

HBK EL-505, INJURY COMPENSATION, DECEMBER 1995
THIRD PARTY LIABILITY

USPS Authority

When the USPS has authority to pursue recovery of damages...

10.7 Keeping DOL Updated — ICCO

- Forward copies to OWCP of all letters issued together with other pertinent third party claim documents.

HBK EL-505, INJURY COMPENSATION, DECEMBER 1995
THIRD PARTY LIABILITY

10.8 Determining Whether the Employee Intends to Pursue Third Party Action — ICCO

- On the basis of answers to Form 2562 and other information you have, determine whether the employee intends to pursue the claim and, if so, whether the employee is represented by an attorney.

USPS Pursuit of Recovery

When the employee wants to assign the claim to the USPS for recovery...

10.9 Deciding Whether to Accept Assignment — ICCO

- Decide whether it is feasible to pursue recovery of damages.
 - If not, provide the employee:
 - Notice to the Employee of the USPS Decision Not to Accept Assignment and Information on Employee Options (see Exhibit 10.9a).
 - If so, provide the employee (updating HRIS):
 - Notice to the Employee of the USPS Decision to Accept Assignment (see Exhibit 10.9b).
 - Form 2577, *Assignment of Claim to the USPS*.

Obligation: Assuming Authority to Accept Assignment and Sign Release

The following are authorized to accept voluntary assignment of an employee's claim against a third party:

1. An area HR IC analyst.
2. A senior IC specialist.
3. An attorney from the Headquarters Claims Division of the Law Department.

A senior IC specialist can sign a release on behalf of the USPS before disbursement when requested by the third party or insurance carrier.

Factors in Deciding Whether to Accept Assignment

Negotiating third party settlements is a cumbersome process requiring coordination of efforts with the employee, third party, attorney, and insurance company, and completion of numerous forms and letters. This work load can be reduced by being selective in choosing third party cases for pursuit. The general premise is that workhours expended should result in significant dollar recovery.

- ◇ *Pursue a third party claim only when it clearly reflects a potential for high-dollar settlement or when there is clear-cut liability and the possibility of a quick settlement.*

HBK EL-505, INJURY COMPENSATION, DECEMBER 1995
THIRD PARTY LIABILITY

10.10 Pursuing Recovery of Damages — ICCO

- When you receive assignment of the employee's claim on Form 2577, send to the third party and to his or her insurer, if known (updating HRIS):
 - Notice to the Third Party of Assignment of the Postal Employee's Claim and Request for Settlement Discussion (see Exhibit 10.10a).
 - A copy of the completed Form 2577.
- If you do not initially receive a reply to the notice to the third party of assignment of the claim to the USPS, follow up by sending to the third party and to his or her insurer, if known (updating HRIS):
 - Request to the Third Party for Settlement (see Exhibit 10.10b).

A reasonable amount to request is three to five times the amount of the lien (see Exhibit 10.10c, Claim Negotiation, for information on computing the lien and projecting a settlement figure).
- When you receive a reply to the notice to the third party of assignment of the claim to the USPS (Exhibit 10.10a) or to the request for settlement (Exhibit 10.10b), attempt to negotiate a settlement of the government's and the employee's claim.
- ◇ *Contact the area HR IC analyst if you need assistance.*
SEE Exhibit 10.10c, Claim Negotiation.

Obligation: Recovering Damages When the Case Is Assigned to the USPS

When the employee has indicated that he or she does not wish to pursue a recovery from a third party and has assigned the claim to the USPS, the USPS with certain adjustments is entitled to recover from the third party or his or her insurer the compensation and medical and related expenses paid by DOL on behalf of the employee. In addition, the USPS is entitled to recover on behalf of the employee those damages to which the employee may be entitled. Such damages may consist of payment for pain and suffering sustained by the employee, any damage to the employee's personal property, and out-of-pocket expense not covered by FECA benefits.

- When you recover damages, provide the employee and the area HR IC analyst:
 - A copy of Form 2556, which indicates the employee's total entitlement.

Make sure that OWCP district office is provided with copies of all documents pertaining to the recovery.

Employee Pursuit of Recovery

When the employee pursues third party action not represented by an attorney...

10.11 Notifying the Employee of the Government's Lien and Monitoring the Case — ICCO

- Furnish the employee (updating HRIS):
 - Form 2557, *Employee's Third Party Recovery Statement*.
 - Notice to the Employee of the Government's Lien (see Exhibit 10.11a).
- Mail to the third party and/or the insurer (updating HRIS):
 - Notice to the Third Party and/or Insurer of the Government's Lien (see Exhibit 10.11b).
- Monitor the status of the case as necessary, sending periodic letters requesting status or action taken (updating HRIS):
 - At least *every 60 days* after the notice of the government's lien is given to the employee, check with the employee to determine the status of the case. If necessary, send Notice to the Employee of the Government's Lien and Request for Further Information (see Exhibit 10.11c).
 - If *within 6 months* after the accident a recovery has not been made, or if before that time there is information that the action on the claim has been terminated, contact the employee for the status of the recovery action.
- If the employee *decides not to pursue or is unsuccessful* in the recovery attempt, proceed in accordance with "When the employee does not pursue third party action or is unsuccessful in the recovery attempt..."
- When you receive notification from the postal employee that the case has been terminated:
 - Obtain, verify, and correct if necessary the settlement sheet, Form 2557, *Employee's Third Party Recovery Statement*, and payment due the USPS.
 - Forward settlement sheet in accordance with 10.15, Disbursing Settlement Funds.
- Provide the employee and the area HR IC analyst a copy of Form 2557, which indicates the employee's total entitlement. Ensure that OWCP district office is provided with copies of all documents pertaining to the recovery.

Attorney Pursuit of Recovery

When the employee pursues third party action represented by an attorney...

10.12 Notifying the Attorney of the Government's Lien and Monitoring the Case — ICCO

- Forward to the employee's attorney (updating HRIS):
 - Form 2556, *Third Party Statement of Recovery*.
 - Notice to the Attorney of the Government's Lien, together with the copies of pertinent reports referred to in that letter (see Exhibit 10.12a).
- Monitor the status of the case as necessary, sending periodic letters requesting status or action taken (updating HRIS):
 - *Within 30 days* after mailing the notice of lien, send Request for Status and Transmission of Further Information (see Exhibit 10.12b) to the attorney who is representing the postal employee.
 - *Within 90 days* after mailing the notice of lien and request for status, try to obtain a status report on the progress of the case by contacting the attorney directly. Continue to obtain status reports as frequently as necessary.
 - *Within 90 days* after any request for a status report has been made, send a follow-up letter to the attorney.
 - *Within 15 days* after the follow-up letter is sent, contact the employee regarding status of the case. If recovery still has not been made, do one of the following:
 - Monitor progress if the case is still in the process of recovery.
 - Send the case to the area HR IC analyst for further action.
- When you receive information that a third party recovery of damages is imminent, contact DOL for an up-to-date statement of all disbursements made by DOL and advise the employee or the employee's attorney of those disbursements.

Obligation: Recovering Damages that the USPS Is Entitled to Recover From Proceeds Paid to the Employee

The USPS, with certain adjustments, is entitled to recover from the proceeds paid to an employee by a third party the amount of compensation and medical and related expenses paid by DOL on behalf of the employee. COP monies *cannot* be recovered.

- When you receive notification from the postal employee's attorney that the case has been terminated:
 - Without payment of any damages to the USPS:
 - Verify the nature of termination and do one of the following:
 - Attempt to obtain a voluntary assignment if the case appears to have merit.

HBK EL-505, INJURY COMPENSATION, DECEMBER 1995
THIRD PARTY LIABILITY

- Close the file.
- By payment of damage to the employee:
 - Obtain and verify the settlement sheet, Form 2556, *Third Party Statement of Recovery*, and payment due the USPS.
 - Forward the settlement sheet to the appropriate USPS disbursement office in accordance with 10.15, Disbursing Settlement Funds.
- Provide the employee and the area HR IC analyst a copy of Form 2556, which indicates the employee's total entitlement. Ensure that OWCP district office is provided with copies of all documents pertaining to the recovery.

Employee Indecision or Failure

When the employee does not pursue third party action or is unsuccessful in the recovery attempt...

10.13 Deciding Whether to Seek Assignment — ICCO

- Decide whether it is feasible to pursue recovery of damages.
SEE 10.9, Deciding Whether to Accept Assignment.

HBK EL-505, INJURY COMPENSATION, DECEMBER 1995
THIRD PARTY LIABILITY

10.14 Seeking Assignment of the Case to the USPS — ICCO

- Furnish the employee (updating HRIS):
 - Form 2559, *Third Party Claim — Information Request*.
 - Request for Information From the Employee and Notice to the Employee of the Government's Lien (see Exhibit 10.14).

- Seek resolution as necessary:
 - If you do not receive Form 2559 *within 15 days*, contact the employee directly or through the employee's supervisor to determine what action the employee intends to take against the third party.
 - If the employee advises:
 - That he or she *will* seek recovery against the third party, proceed in accordance with "When the employee pursues third party action represented by an attorney..." or "When the employee pursues third party action not represented by an attorney..." as appropriate.
 - That he or she *will not* seek recovery against the third party, or is unable to decide what action he or she will take, ask whether the employee will agree to assign his or her claim against the third party to the USPS by signing Form 2577, *Assignment of Claim to the USPS*.
 - If the employee declines to make the assignment:
 - Refrain from saying or doing anything to the employee that could be regarded as pressuring or coercing the employee to agreeing to the assignment.
 - Point out that the USPS is not ordering or directing the employee to either sue or assign the claim, but advise the employee of the following information:
 - By assigning a claim to the USPS, the employee will enable the USPS to attempt to shift the financial liability for the employee's injury from the USPS to the true wrongdoer, i.e., the third party.
 - The ultimate recovery that the employee will realize for the injury cannot possibly be reduced by the employee's agreement to the assignment. An employee is entitled to a minimum of 20 percent of the net recovery after the expense of the recovery (attorney's fees, property damage, and court costs only) have been deducted. In addition, any surplus amount realized in the third party action that exceeds the amount of the employee's compensation payments and the expense of realization or collection will be paid to the employee.
 - DOL is authorized to require pursuit or assignment of the claim and to terminate an employee's compensation payments if he or she refuses to pursue or assign what appears to be a valid third party claim.
 - If the employee continues to refuse to pursue or assign his or her claim, then refer the file to the area HR IC analyst. Use Form 2560, *Referral of Third*

HBK EL-505, INJURY COMPENSATION, DECEMBER 1995
THIRD PARTY LIABILITY

Party Material, to transmit the file. Take no further action to obtain an assignment after the file is referred.

Settlement

When settlement has been made...

10.15 Disbursing Settlement Funds — ICCO

- If the third party check is made payable to OWCP and includes only OWCP payment, send the check and Form 2556 or 2557, as applicable, directly to OWCP.
- If the check is made payable to the USPS:
 - If it includes only OWCP payment, deposit the check and issue a Treasury check or no-fee money order to OWCP.
 - If it includes OWCP payment with the employee's share, includes payments issued in installments, or is payable to the postmaster, the following procedures apply:
 - Deposit the check or monies in the postmaster's trust account.
 - Request a receipt Form 3544, *Post Office Receipt for Money*. Include the employee's name and OWCP claim number on the receipt.
 - Together with Form 2556 or 2557, whichever is applicable, forward to the accounting office Memo to the USPS Disbursement Office Advising of Disbursement to Be Made (see Exhibit 10.15).
 - Have the accounting office issue to the appropriate parties, i.e., OWCP and postal employee, no-fee money orders or Treasury checks that include the employee's name and OWCP claim number.
 - If the third party makes installment payments, see that disbursements are issued to the postal employee at periodic intervals (3 or 6 months) until the total expected monies from the third party are collected.

SEE Appendix B, Addresses, for addresses of OWCP lockbox depositories.

HBK EL-505, INJURY COMPENSATION, DECEMBER 1995
THIRD PARTY LIABILITY

Records

When records are requested...

SEE Chapter 12, Records Management.

Court Compensation

When employees must be compensated for court appearances...

SEE Chapter 13, Timekeeping and Accounting.

HBK EL-505, INJURY COMPENSATION, DECEMBER 1995
THIRD PARTY LIABILITY

Exhibit 10.3a

Sample Letter: Notice to the Injured Employee of Potential Third Party Claim and Office of Workers' Compensation Programs Procedures

[U.S. Postal Service Letterhead]

Date:

Our Ref:

Subject: Notice of Potential Third Party Claim

To:

File Number: ____ [OWCP case number] ____

Date of Injury: _____

Our records show that on the above date you sustained an injury under circumstances that may place liability for damages upon a third party (a person or organization other than an employee or organization of the United States government).

Under the provisions of Title 5, United States Code, 8131, the Secretary of Labor can require a workers' compensation beneficiary to prosecute an action for damages in his or her own name when injury or death occurs under circumstances that indicate legal liability to pay damages on a party other than the government.

As a beneficiary of workers' compensation, you are asked to seek the recovery of damages from such a third party. When you recover damages, you will be entitled to keep a minimum of 20 percent of the net recovery, but out of the remainder of the damages recovered, you must reimburse the United States for any payments made to you.

Enclosed is Form 2562, *Injury Compensation Program — Notice of Potential Third Party Claim*. Kindly complete this form and return it in the self-addressed envelope provided. The USPS encourages you to pursue this claim in one of the following ways:

1. **Retain an Attorney:** Your own lawyer can usually obtain the best settlement. The required 20 percent and any other money remaining after payment of the attorney's fees and reimbursement of government expenses is yours to keep. To find a lawyer, you might check with your union steward or other postal employees. The state or local bar association will generally have a list for referral service in the yellow pages. Most attorneys will accept such a claim on a contingency basis; i.e., if no settlement is reached, they will not charge you.
2. **Self Pursuit:** You can pursue the claim yourself. To do this, contact the third party or that party's insurance company yourself and request a settlement. The amount of recovery is up to you, but you should take into consideration your obligation to reimburse the government for payments made to you or on your behalf. The required 20 percent and any other money remaining after reimbursement of government expenses is yours to keep.

HBK EL-505, INJURY COMPENSATION, DECEMBER 1995
THIRD PARTY LIABILITY

3. USPS Assignment: If you have incurred medical expenses and you do not wish to pursue the claim using either of the above methods, you can assign your claim to the USPS. By doing so, you authorize the Injury Compensation Control Office to attempt to reach a settlement with the third party on your behalf. The required 20 percent and any other money remaining after reimbursement of government expenses is yours to keep. No fee is charged.

If, after considering the alternatives, you plan to pursue a third party claim, indicate on the Form 2562, section C, item 3, which of the three actions listed you intend to pursue. If you refuse to pursue the claim, the Department of Labor will be notified, and you may become ineligible for injury compensation.

Please return the Form 2562, whether or not you plan to pursue a third party claim, to our office within ___[7 to 14]___ days of the date of this letter. If you have any questions, you may contact our office at ___[ICCO telephone number]___.

___[signature]___

___[name]___

___[title]___

Injury Compensation Control Office

Enclosure: Form 2562

cc: OWCP District Office
File

HBK EL-505, INJURY COMPENSATION, DECEMBER 1995
THIRD PARTY LIABILITY

Exhibit 10.3b

Sample Letter: Second Request for Form 2562, *Notice of Potential Third Party Claim*

[U.S. Postal Service Letterhead]

Date:

Our Ref:

Subject: Second Request for Form 2562, *Injury Compensation Program — Notice of Potential Third Party Claim*

To:

File Number: ___[OWCP case number]_____

Date of Injury: _____

You are required to complete Form 2562, *Injury Compensation Program — Notice of Potential Third Party Claim*, and return it to the Injury Compensation Control Office as instructed in a previous memorandum.

The completed Form 2562 *must* be received by this office no later than ___[current date plus 7 days]___. Failure to respond or return this form by the date specified will result in further necessary action.

___[signature]___

___[name]___

___[title]___

Injury Compensation Control Office

cc: OWCP District Office
File

HBK EL-505, INJURY COMPENSATION, DECEMBER 1995
THIRD PARTY LIABILITY

Exhibit 10.3c

Sample Letter: Notice to the Third Party of the Injury

[U.S. Postal Service Letterhead]

___[date]___
___[name]___
___[street address]___
___[city, state, ZIP Code]___

Employee: _____

Date of Injury: _____

Dear ___[name]___:

This letter is to give you notice that the above-named postal employee was injured under circumstances that indicate you may be legally liable. The circumstances are as follows:

[Describe circumstances.]

When we receive documentation of the extent of the injury, further action may be taken. This may come from the employee or a private attorney retained by the employee, or if the employee prefers, ___[he/she]___ may assign ___[his/her]___ claim to this office for action.

Any claim will include special damages (medical bills, any personal property loss, etc.) and general damages (pain and suffering, inconvenience, etc.).

If you have any questions, you, your insurance company, or your attorney may call this office at ___[ICCO telephone number]___ for further information.

Sincerely,

___[signature]___
___[name]___
___[title]___

Injury Compensation Control Office

cc: OWCP District Office
File

HBK EL-505, INJURY COMPENSATION, DECEMBER 1995
THIRD PARTY LIABILITY

Exhibit 10.5

**Sample Letter: Notice to Office of Workers' Compensation Programs of
Third Party Involvement**

[U.S. Postal Service Letterhead]

Date:

Our Ref:

Subject: Potential Third Party Claim

To: [applicable OWCP district office]

Employee: _____

File Number: ____ [OWCP case number] _____

Date of Injury: _____

This memo is to give you notice that the above-named postal employee was injured under circumstances that indicate potential third party liability. The circumstances are as follows:

[Describe circumstances.]

As you know, under these circumstances, we do not have authority administratively to pursue collection of damages from the third party. Therefore, we request that your office pursue this matter and ensure that the U.S. Postal Service subrogation rights are protected.

Thank you for your cooperation.

____ [signature] ____

____ [name] ____

____ [title] ____

Injury Compensation Control Office

cc: File

HBK EL-505, INJURY COMPENSATION, DECEMBER 1995
THIRD PARTY LIABILITY

Exhibit 10.9a

**Sample Letter: Notice to the Employee of the U.S. Postal Service Decision
Not to Accept Assignment and Information on Employee Options**

[U.S. Postal Service Letterhead]

Date:

Our Ref:

Subject: Third Party Claim

To:

File Number: ____ [OWCP case number] ____

Date of Injury: _____

This memorandum acknowledges receipt of your completed Form 2562, *Injury Compensation Program — Notice of Potential Third Party Claim*, in which you indicate that you wish to assign your claim to the U.S. Postal Service. Based upon administrative considerations, we regretfully cannot accept an assignment at this time.

Accordingly, we encourage you to pursue your claim. As stated in our initial letter, you can pursue the claim yourself or retain the services of an attorney. In either case, we will be available for advice, guidance, and assistance.

If you have any questions, please contact the Injury Compensation Control Office at ____ [ICCO telephone number] ____.

____ [signature] ____

____ [name] ____

____ [title] ____

Injury Compensation Control Office

cc: File

HBK EL-505, INJURY COMPENSATION, DECEMBER 1995
THIRD PARTY LIABILITY

Exhibit 10.9b

Sample Letter: Notice to the Employee of the Postal Service Decision to Accept Assignment

[U.S. Postal Service Letterhead]

Date:

Our Ref:

Subject: Assignment of Claim to the USPS

To:

File Number: ____[OWCP case number]_____

Date of Injury: _____

This memorandum acknowledges receipt of your completed Form 2562, *Injury Compensation Program — Notice of Potential Third Party Claim*, in which you indicate that you wish to assign your claim to the U.S. Postal Service.

Please be advised that we will be happy to accept such an assignment. Accordingly, enclosed is Form 2577, *Assignment of Claim to the USPS*. Please sign and return the form immediately to this office in the self-addressed envelope provided for your convenience.

Since you have assigned your full personal injury claim to the Postal Service, it is extremely important that you not discuss the claim with the party responsible for your injury or with the party's insurance company or representative. If anyone questions you regarding this matter, please refer him or her to this office at ____[ICCO telephone number]____.

We believe that you are entitled to special damages (medical bills, personal property loss, and lost wages) and general damages (pain and suffering, inconvenience) for any injury suffered because of the negligence of another. We will do our best to see that any recovery is appropriate.

Thank you for your cooperation.

____[signature]____

____ [name]____

____[title]____

Injury Compensation Control Office

Enclosure: Form 2577

cc: File

HBK EL-505, INJURY COMPENSATION, DECEMBER 1995
THIRD PARTY LIABILITY

Exhibit 10.10a

Sample Letter: Notice to the Third Party of Assignment of the Postal Employee's Claim and Request for Settlement Discussion

[U.S. Postal Service Letterhead]

___[date]___
___[name]___
___[street address]___
___[city, state, ZIP Code]___

Employee: _____

File Number: ___[OWCP case number]___

Date of Injury: _____

Dear ___[name]___:

Recently you received a letter from this office stating that the above-named employee was injured when ___[he/she]___ ___[brief description of injury circumstances]___.

According to the provisions of the Federal Employees' Compensation Act, our employee has filed for benefits and has assigned the personal injury claim to the Postal Service. A copy of that assignment, Form 2577, *Assignment of Claim to the USPS*, is attached.

We request that you, your insurance carrier, or your attorney contact this office at ___[ICCO telephone number]___ to discuss settlement of this matter.

Sincerely,

___[signature]___
___[name]___
___[title]___

Injury Compensation Control Office

Attachment: Copy of Form 2577

cc: File

HBK EL-505, INJURY COMPENSATION, DECEMBER 1995
THIRD PARTY LIABILITY

Exhibit 10.10b

Sample Letter: Request to the Third Party for Settlement

[U.S. Postal Service Letterhead]

___[date]___
___[name]___
___[street address]___
___[city, state, ZIP Code]___

File Number: ___[OWCP case number]___

Date of Injury: _____

Dear ___[name]___:

On ___[employee injury date]___, the above-named employee was injured under the following circumstances:

[Describe circumstances and third party involvement.]

We feel that you breached your legal duty to our employee by failing to ___[describe negligence of third party]___.

As stated in our previous letter, our employee assigned all rights to this personal injury claim to the Postal Service. As assignee, therefore, we have sole and full authority to handle this claim. Our authority flows from Title 5, United States Code, 8131–32; 20 *Code of Federal Regulations* 10.500, et seq.; and 4 *Code of Federal Regulations* 102.2, et seq.

As we feel that there is liability, we present our claim for damages. We feel that a very reasonable value for our claim is \$ ___[amount]___. This represents special damages (out-of-pocket expenses such as medical expenses), with the remainder allocated to general damages (pain and suffering).

Again, we have the authority to settle this claim locally and would prefer to do so. Please contact me at ___[ICCO telephone number]___. Should you prefer to mail your check or money order (made payable to the U.S. Postal Service in the amount mentioned above), a postage-paid envelope is enclosed.

May we hear from you by ___[current date plus 14 days]___?

Thank you for your attention to this matter.

Sincerely,

___[signature]___
___[name]___
___[title]___

Injury Compensation Control Office

Enclosure: Postage-paid envelope

cc: File

Exhibit 10.10c

Claim Negotiation

Negotiation Strategy

Factors to Consider

Both sides in a third party action are normally interested in settling the claim amicably and avoiding the inconvenience and expense of litigation. Essentially, injury compensation control office personnel and the representatives of the third party are trying to reach an agreement as to the value of the employee's injury with its attendant pain, suffering, and inconvenience for which there is no fixed price.

Whether the injury is major or minor depends on factors other than the medical or lost time expenses. These factors are:

- The severity of the injury.
- Whether permanent disfigurement resulted from the injury.
- Whether there is a possibility of long-term medical problems because of the injury. For example, the physician says the claimant will probably develop arthritis 5 to 10 years from now because of the injury.

Credibility

No single negotiating method is best. The correct technique is the one that works best for you. To be effective, however, you will need to establish and maintain credibility.

- Use terms of the trade to sound knowledgeable and to increase your confidence in yourself and your job. These include the following:
 - Legal terminology, such as negligence, tort, absolute liability, comparative negligence, contributory negligence.
 - Shorthand terminology familiar to the other party, such as “specials,” “medicals,” “med pay,” “P.D.” (property damage), “pain and suffering.”
- Know your case. Review the complete file so that you know and can discuss:
 - All the details concerning the accident and the injury.
 - The legal basis for the claim (i.e., what the third party did or did not do and how this caused the injury).
 - The nature and extent of the employee's injury.
 - Special damages, including property damages, doctors' bills, hospital bills, prescriptions, other medical expenses, and lost earnings (even if wholly or partially compensated by Department of Labor (DOL) payments, annual or sick leave taken, or schedule award).
 - General damages, including pain, suffering, embarrassment, temporary and permanent limitation of use of part of the body, interference with the employee's normal activities (such as sports, hobbies, and home life).

Calculations

Be prepared with calculations to guide you:

- Figure the government's lien by adding up all costs for:
 - Compensation payments.
 - Medical bills and related expenses.
 - Any other employee out-of-pocket expenses.
- Compute a projected settlement figure by multiplying the total dollar amount of the lien by one of the following:
 - For a minor injury, three times the amount of the lien.
 - For a major injury, five times the amount of the lien.
 - For disfigurement cases, use DOL schedule, which pays a maximum of \$3,500 for disfigurement of the face, head, or neck.

Conduct of Negotiations

Remember that it is in the best interest of the USPS to obtain the maximum settlement: the greater the settlement, the larger the surplus and a surplus is insurance against expenditures if the employee's injury recurs.

Try to get the third party representatives to make the first settlement offer. Occasionally, they will surprise you and offer more than the minimum you were prepared to accept.

Make high original settlement demands. The third party representatives will never offer to pay more than you demand. Normally, you can expect them at first to offer to pay nothing at all, or perhaps only the "out-of-pocket" expenses. If you start high and they start low, a settlement can usually be reached at an acceptable point in between. If your original demand is at or below a fair settlement amount, there is no room to negotiate.

Do not necessarily believe everything representatives of the other side say. They too will be trying to emphasize the facts and laws that are favorable to them and to gloss over matters that could increase the possibility of liability and the extent of the damages.

If at first it appears that a mutually satisfactory settlement cannot be reached, do not give up. To avoid litigation, both sides should be willing to give a little. If the parties are not very far apart after negotiation, impasses frequently can be resolved by "splitting the difference" — settling for an amount halfway between the lowest settlement demand and the highest settlement offer.

Common Questions From an Attorney or Adjuster

- Q. *What right do you have to accept an assignment?*
A. Title 5, United States Code, 8131.
- Q. *If the employee was aware of the hazard, why should we (the insurance company) pay?*
A. Awareness of a hazard by the employee does not provide a shield for the insurance company.
- Q. *What pain and suffering?*
A. Have you ever sustained this type of injury? Have you ever experienced emotional trauma? How do you know the level of pain and suffering?
- Q. *Your claim couldn't possibly be worth \$3,000! How could it?*
A. You mean it is worth more? Your insured's dog is a monster. There may be permanent disfigurement. I handle numerous claims, and my request is reasonable.
- Q. *What is your formula?*
A. There is no formula. Each case is evaluated and compared with other settlements.
- Q. *Are you a lawyer?*
A. We are not the employee's legal representatives, but representatives of the USPS, which is an assignee of the claim.
- Q. *How can you assign a personal injury claim?*
A. You can't under state law, but we are presenting this claim under federal law, 5 U.S.C. 8131, 8132.
- Q. *Can we get a release from the injured employee even though the claim has been assigned to the USPS?*
A. Yes, but it is legally ineffective.
- Q. *Your carrier crossed the lawn and fell. Therefore, there is no liability.*
A. Our carrier's status as invitee is not altered by crossing the lawn.
- Q. *Your carrier failed to use the sidewalk and is negligent.*
A. Our carrier used reasonable care and is not required to use sidewalks.

Watch Your Language

Use simple sentences with nouns and active verbs.

- “The animal charged....”

Personalize. Use names.

- “...our letter carrier, Madeline Johnson.”

Use specifics.

- “The beast caused a gash that required medical treatment and....”

Develop a convincing vocabulary:

- To describe the event:

charge	skulk	brutal	lunge
savage	ferocious	impale	slink
violent	pounce	onslaught	vicious

- To describe the injury:

cavity	groove	pierced	misery
stab	bruised	anguish	gash
excruciating	throbbing	slash	crushed
rip	ache	pain	raw

Important Points of Telephone Negotiating

- Caller Advantage

The caller is prepared and chooses the time of the call. You should offset this advantage by telling the adjuster that you will review the case and return his or her call.

- Risky

Telephone negotiating creates the temptation to settle too soon. Do not resolve on the first call and offer.

- Easy To Be Depersonalized

Do not be Uncle Sam versus Big Business. Remain a representative of the injured employee.

- Fast

Know what you want before you call or return a call: an offer, a counter offer, a statement of position? When you get the answer or information you want, get off the phone.

- Protection

When you encounter problems or become nervous, excuse yourself to take care of other business. Return the call when you are better prepared.

Summary

1. Be the caller.
2. Plan and prepare.
3. Have the file at hand.
4. Use credible words.
5. Listen and make a memo of the discussion for the file.
6. Remain courteous, calm, and cool. Always exit gracefully.
7. Write a letter in reference to the call, proposing the next action.

HBK EL-505, INJURY COMPENSATION, DECEMBER 1995
THIRD PARTY LIABILITY

Exhibit 10.11a

Sample Letter: Notice to the Employee of the Government's Lien

[U.S. Postal Service Letterhead]

Date:

Our Ref:

Subject: Notice to the Employee of the Government's Lien

To:

File Number: ____ [OWCP case number] ____

Date of Injury: _____

Our records show that you have presented or you intend to present a claim for damages against a third party apparently responsible for your injury.

The Federal Employees' Compensation Act provides that the United States must be reimbursed out of any third party recovery for any disbursements made to you or on your behalf by the United States. Therefore, you should include as damages in your claim the disbursements indicated on the enclosed Form 2557, *Employee's Third Party Recovery Statement*, and any other disbursements that you have received or that have been made on your behalf. If you receive additional treatment, compensation, or continuation of pay, contact this office for an up-to-date statement of disbursement before settling your claim.

This office must be notified of any recovery you obtain. Completion and submission of the Form 2557 will serve as notification of a recovery obtained without the services of an attorney. It will also enable you to determine the amount of any refund you must pay to the Postal Service. A self-addressed return envelope is enclosed for your convenience.

If you retain the services of an attorney to assist you in your third party claim, please advise this office immediately and provide the attorney's name and complete address.

If you have not initiated a third party action or retained an attorney to represent you, we encourage you to consider assigning your claim to the U.S. Postal Service.

If you wish to discuss this matter or desire us to assist you, please contact our office at ____ [ICCO telephone number] ____.

Sincerely,

____ [signature] ____

____ [name] ____

____ [title] ____

Injury Compensation Control Office

Enclosure: Form 2557

cc: OWCP District Office File

HBK EL-505, INJURY COMPENSATION, DECEMBER 1995
THIRD PARTY LIABILITY

Exhibit 10.11b

Sample Letter: Notice to the Third Party and/or Insurer of the Government's Lien

[U.S. Postal Service Letterhead]

___[date]___
___[name]___
___[street address]___
___[city, state, ZIP Code]___

Employee: _____

File Number: ___[OWCP case number]___

Date of Injury: _____

Your Insurer: _____

Policy Number: _____

Dear ___[name]___:

We have been informed that the postal employee named above will make, or has made, a claim for damages as a result of an incident involving ___[you/your insurer]___ that occurred on the date shown.

The injury occurred in the performance of federal employment and comes under the Federal Employees' Compensation Act (Title 5, United States Code, 8108, et seq.). Section 8132 requires that the government be reimbursed for payments made to or on behalf of a beneficiary out of the recovery made from a third party. Section 8132, Adjustment After Recovery From a Third Person, also states:

No court, insurer, attorney, or other person shall pay or distribute to the beneficiary or his designee the proceeds of such suit or settlement without first satisfying or assuring satisfaction of the interest of the United States.

Because of the government's financial interest in the outcome of this case, we request that you please request a statement from this office of the government's disbursements before distributing any proceeds in settlement of this case.

Sincerely,

___[signature]___
___[name]___
___[title]___

Injury Compensation Control Office

cc: OWCP District Office

HBK EL-505, INJURY COMPENSATION, DECEMBER 1995
THIRD PARTY LIABILITY

Exhibit 10.11c

Sample Letter: Notice to the Employee of the Government's Lien and Request for Further Information

[U.S. Postal Service Letterhead]

Date:

Our Ref:

Subject: Notice of the Government's Lien and *Third Party Claim — Information Request*

To:

File Number: ____[OWCP case number]_____

Date of Injury: _____

This is a follow-up to our letter dated _____ regarding the third party claim that you plan to pursue on your own.

Under the provisions of Title 5, United States Code, 8131, the Secretary of Labor can require a workers' compensation beneficiary to prosecute an action for damages in his or her own name when injury or death occurs under circumstances that indicate a party other than the government has a legal liability to pay damages. As a beneficiary of workers' compensation, you were asked to seek the recovery of damages from such a third party. When you recover damages, you are entitled to keep a minimum of 20 percent of the net recovery, but out of the remainder of the damages recovered, you must reimburse the United States for any payments it has made to you.

If you have initiated a third party action, you should contact us for a statement of any Office of Workers' Compensation Programs (OWCP) disbursements made to you or on your behalf before you make a final settlement. These disbursements must be repaid from any recovery you make from the third party.

If you have reached a settlement, please submit a completed copy of the previously provided Form 2557 to this office. If you have not reached a settlement, please provide a statement for our records about whether, as a result of this injury, you have presented a claim for damages against anyone other than the Postal Service or OWCP. Please answer the questions on the enclosed Form 2559, *Third Party Claim — Information Request*, and return it promptly to this office.

If you wish to discuss this matter or desire to have us assist you, please contact the Injury Compensation Control Office at ____[ICCO telephone number]____.

Sincerely,

____[signature]____

____[name]____

____[title]____

Injury Compensation Control Office

Enclosure: Form 2559

cc: OWCP District Office
File

HBK EL-505, INJURY COMPENSATION, DECEMBER 1995
THIRD PARTY LIABILITY

Exhibit 10.12a

Sample Letter: Notice to the Attorney of the Government's Lien

[U.S. Postal Service Letterhead]

___[date]___
___[name]___ , Attorney-at-Law
___[street address]___
___[city, state, ZIP Code]___

Employee: _____

File Number: ___[OWCP case number]___

Date of Injury: _____

Dear ___[name]___:

We have been advised that you have been retained to represent the above-named employee with respect to the third party damage claim arising for the above-referenced injury. Copies of the reports contained in our file are enclosed for your information. If disbursements have been made in this case, you will also find a statement showing the disbursements made to date.

Title 5, United States Code, 8132 states, in part:

No court, insurer, attorney or other person shall pay or distribute to the beneficiary or his designee the proceeds of such suit or settlement without first satisfying or assuring satisfaction of the interest of the United States.

Also, enclosed is Form 2556, *Third Party Statement of Recovery*, for your use. Upon request, we will furnish you an updated statement of disbursements or copies of additional reports.

If you have any questions concerning the third party aspect of this case, or the obligation and responsibilities to protect the government's lien imposed by Title 5, United States Code, 8131, please contact the Injury Compensation Control Office at ___[ICCO telephone number]___.

Sincerely,

___[signature]___
___[name]___
___[title]___

Injury Compensation Control Office

Enclosures: Form 2556
Attorney Information Sheet
Case File Copies
List of Disbursements

cc: OWCP District Office
File

HBK EL-505, INJURY COMPENSATION, DECEMBER 1995
THIRD PARTY LIABILITY

THIRD PARTY CASE ATTORNEY INFORMATION SHEET

The purpose of this enclosure is to provide you with specific information that you may not be aware of as to the implications of the Federal Workers' Compensation Laws.

1. Assistance that the USPS ___[Injury Compensation Control Office]___ can provide:

Although most of our records and investigations are not public information, all information available will be forwarded to you upon request since you represent our employee.

2. Lien against any recovery:

We have a lien upon any recovery; the exact amount of the lien depends upon the results of certain computations. Specials that our lien may comprise are medical bills, schedule awards, and compensation benefits. An update of these specials can be obtained upon request. This lien is against any recovery, regardless of whether it is for special and/or general damages.

3. Basis of the federal lien:

Our lien is based upon Title 5, United States Code, 8132, which indicates, in part:

If an injury for which FECA compensation is payable is caused under circumstances creating a legal liability in a person other than the United States to pay damages, and the employee receives money in satisfaction of that liability, after deducting the costs of suit and a reasonable attorney's fee, the employee shall refund to the United States the amount of compensation paid by the United States and credit any surplus or future payments of compensation payable for the same injury.

4. Statement of recovery:

We are providing a Form 2556, *Statement of Recovery*. If and when a settlement is made, this statement of recovery must be completed. Full instructions for completion are on the reverse of the form; however, if you need any additional information or assistance, please call this office.

5. How to compute the amount of the federal lien:

Form 2556, *Third Party Statement of Recovery*, is used to compute the amount of the lien and of the employee's recovery. Our lien is not the total amount of our expenses; we allow a deduction to the employee for the payment of attorney fees. This allowance for attorney's fees goes to the employee.

6. Satisfaction of lien:

Please ensure that our lien is satisfied before distributing any recovery. Federal law prohibits the distribution of a recovery without first ensuring satisfaction of the lien.

HBK EL-505, INJURY COMPENSATION, DECEMBER 1995
THIRD PARTY LIABILITY

Exhibit 10.12b

Sample Letter: Request for Status and Transmission of Further Information

[U.S. Postal Service Letterhead]

___[date]___
___[name]___, Attorney-at-Law
___[street address]___
___[city, state, ZIP Code]___

Employee: _____

File Number: ___[OWCP case number]___

Date of Injury: _____

Dear ___[name]___:

We will appreciate a report concerning the present status of this third party damage claim. If possible, advise us of the date that you expect the matter to be concluded.

We are enclosing copies of additional reports from our file that may be of assistance to you. Also, enclosed is a statement of the disbursements made to the employee.

Sincerely,

___[signature]___
___[name]___
___[title]___

Injury Compensation Control Office

Enclosures: Additional Reports
Statement of Disbursements

cc: OWCP District Office
File

HBK EL-505, INJURY COMPENSATION, DECEMBER 1995
THIRD PARTY LIABILITY

Exhibit 10.14

Sample Letter: Request for Information From the Employee and Notice to the Employee of the Government's Lien

[U.S. Postal Service Letterhead]

Date:

Our Ref:

Subject: Third Party Claim — Information Request

To:

File Number: ____ [OWCP case number] ____

Date of Injury: _____

We have received information from you that you do not intend to take action against the third party in your on-the-job injury claim.

Please be advised that under the provisions of Title 5, United States Code, 8131, the Secretary of Labor can require a workers' compensation beneficiary to prosecute an action for damages in his or her own name when injury or death occurs under circumstances that indicate a party other than the government has a legal liability to pay damages. As a beneficiary of workers' compensation, you were asked to seek the recovery of damages from such a third party. When you recover damages, you are entitled to keep a minimum of 20 percent of the net recovery, but out of the remainder of the damages recovered, you must reimburse the United States for any payments made to you.

If you refuse to pursue your claim or assign it to the U.S. Postal Service, the U.S. Department of Labor, Office of Workers' Compensation, may deny your compensation benefits. Please answer the questions on the enclosed Form 2559, *Third Party Claim — Information Request*, for our records and promptly return it to this office in the self-addressed envelope provided.

In the event that you have initiated a third party action, you should contact us for a statement of Office of Workers' Compensation Programs disbursements made to you or on your behalf before you make a final settlement. These disbursements must be repaid from any recovery you make from the third party.

If you wish to discuss this matter or desire us to assist you, please contact our office at ____ [ICCO telephone number] ____.

Sincerely,

____ [signature] ____

____ [name] ____

____ [title] ____

Injury Compensation Control Office

Enclosure: Form 2559

cc: OWCP District Office File

HBK EL-505, INJURY COMPENSATION, DECEMBER 1995
THIRD PARTY LIABILITY

Exhibit 10.15

**Sample Letter: Memo to the U.S. Postal Service Disbursement Office
Advising of Disbursement to Be Made**

[U.S. Postal Service Letterhead]

Date:

Our Ref:

Subject: Recovery Disbursements — Third Party Settlement

To: Disbursing Officer
_____[applicable account office]____

The enclosed check or money order in the amount of \$ ____[amount]____ represents settlement of a third party claim for:

Name:

SSN:

OWCP Case No:

These funds are forwarded for disposition (see attached Form 2556 or 2557 for amount of total recovery).

1. Amount due Office of Workers' Compensation Programs \$ ____[amount]_____

Send check to:

U.S. Department of Labor

[Applicable District Office] Lockbox Depository

2. Amount due employee \$ ____[amount]_____

Send check to:

____[employee's name]____

c/o Injury Compensation Control Office

____[signature]____

Injury Compensation Control Office

11. Rehabilitation Program

Overview

Procedures

Potential Rehabilitation Candidates

When you review chargeback reports each accounting period...

Obligation: Recognizing OWCP and USPS Responsibilities

- 11.1 Identifying Potential Rehabilitation Program Participants *area IC personnel*
OWCP Pay Statuses
- 11.2 Requesting Referral From OWCP *area IC personnel or IC specialist*
- 11.3 Responding to the Referral Package Received
From OWCP *area IC personnel or IC specialist*

Medical Evaluation

When medical evaluation is necessary...

- 11.4 Evaluating the Results of Medical Examinations . . . *associate area medical director or*
contract medical provider

Evaluation of OWCP Rehabilitation Program Referrals
The Pre-reemployment or Reassignment Medical Examination
- 11.5 Responding to the Results of the Medical Examination . . . *area IC personnel or ICCO*
Results of Medical Examination

Management Refusal

When management refuses to provide a modified job offer...

- 11.6 Initiating Management Refusal Action *senior IC specialist or district HR manager*

Management Job Offer

When management identifies a modified job offer...

Identification of Modified Job Assignments

- 11.7 Identifying a Modified Job Assignment *ICCO*
- 11.8 Preparing the Job Description *area IC personnel or ICCO*
- 11.9 Conducting the Pre-reemployment or Reassignment Interview
With the Employee *ICCO*
- 11.10 Extending the Job Offer *area IC personnel or ICCO*
Good Faith Understanding
- 11.11 Responding to the Employee's Acceptance of the Job Offer *ICCO*
Direction of the Employee Back to Work

HBK EL-505, INJURY COMPENSATION, DECEMBER 1995
REHABILITATION PROGRAM

- 11.12 Responding to the Employee's Refusal of, or Refusal to Respond to,
the Job Offer *area IC personnel of ICCO*
Obligation: Recognizing the Penalty of Refusing Compensation
OWCP Due Process

Employee Relocation

When an injured employee has relocated to another geographical area subsequent to the job-related disability...

Obligation: Extending a Job Offer to a Relocated Employee

- 11.13 Initiating a Job Offer for a Relocated Injured Former Employee . . . *originating district's senior IC specialist*
- 11.14 Identifying a Modified Position for Current or Former Employees Who Have Relocated for Health Conditions *area IC personnel or senior IC specialist*
- 11.15 Arranging for Payment of Relocation Expenses *senior IC specialist*
Obligation: Receiving Payment or Reimbursement of Moving Expenses
Relocation Expenses

Employee Return to Work

When the employee returns to work...

- 11.16 Monitoring the Injured Employee's Return to Work . . . *ICCO or employee's supervisor*
OWCP Rehabilitation Specialist Required Follow-Up

1-Year Follow-Up

When the employee has been back to work for 1 year...

- 11.17 Scheduling and Monitoring the Results of a Follow-Up FFD . . . *ICCO or postal contract physician*

USPS In-House Rehabilitation Program

When an employee's disability is deemed to be permanent...

Obligation: Providing Rehabilitation for the Permanently Disabled Beneficiary
OWCP Vocational Rehabilitation Services
In-House Rehabilitation Program

- 11.18 Identifying Potential In-House Program Participants *ICCO*
- 11.19 Scheduling and Monitoring the Results of the FFD to Determine If a Job Offer Can Be Made *area IC personnel or ICCO*
- 11.20 Extending an In-House Rehabilitation Job Offer *ICCO*
- 11.21 Responding to the Employee's Refusal of the In-House Rehabilitation Job Offer *ICCO*
- 11.22 Responding to the Employee's Acceptance of the In-House Rehabilitation Job Offer *ICCO*
- 11.23 Responding to the Injured Employee's Return to Work *ICCO*

HBK EL-505, INJURY COMPENSATION, DECEMBER 1995
REHABILITATION PROGRAM

Exhibits

- 11.1 Office of Workers' Compensation Program's Role in Referring Employees to the Rehabilitation Program
- 11.4a Sample Letter: Task Force Review Letter
- 11.4b Sample Letter: Employee Scheduling for Pre-reemployment or Reassignment Medical Examination
- 11.6a Sample Letter: Request for Concurrence on a Management Refusal
- 11.6b Loss of Wage-Earning Capacity
- 11.7a Sample Letter: Request for Identification of Rehabilitation Position
- 11.7b Rehabilitation Assignment Priority
- 11.7c Contractual Obligations for Rehabilitation Positions
- 11.8a Sample Modified Job Description
- 11.8b Request for Medical Review of Proposed Job Description
- 11.8c Sample Letter: Rehabilitation Program Job Offer
- 11.9a Sample Letter: Employee Scheduling for Pre-reemployment or Reassignment Interview
- 11.9b Pre-reemployment or Reassignment Employee Interview Checklist
- 11.9c Restoration Rights and Benefits
- 11.9d Retirement Considerations
- 11.9e Questions and Answers on Retirement Credit for Time Spent in Receipt of Office of Workers' Compensation Programs Benefits
- 11.11a Sample Letter: Employee Report to Duty
- 11.11b Sample Form 50 Actions
- 11.11b Sample Form 50 Actions (continued)
- 11.11b Sample Form 50 Actions (continued)
- 11.11b Sample Form 50 Actions (continued)
- 11.11c OPM Notification of Reemployment of a Disability Annuitant
- 11.16a Sample Letter: Post-reemployment or Reassignment Employee Interview
- 11.16b Sample Post-reemployment or Reassignment Supervisor Interview
- 11.21 Sample Letter: Termination of Limited Duty Assignment for Refusal of In-House Rehabilitation Program Job Offer

11. Rehabilitation Program

Overview

The Joint DOL-USPS Rehabilitation Program was developed to fulfill the USPS legal obligation to provide work for injured-on-duty (IOD) employees. Providing gainful employment within medically defined work restrictions has proven to be in the best interest of both the employee and the USPS. In many cases, returning to work has aided the employee in reaching maximum recovery. This program is also one of the most viable means of controlling workers' compensation costs.

Over the years, an in-house rehabilitation program has evolved and has been incorporated into the Rehabilitation Program as a means of facilitating the proper placement and accommodation of current employees with permanent partial disabilities resulting from injuries on duty. This program is also appropriate for reassigning to permanent modified positions employees who have not received compensation but have been in temporary limited duty assignments for an extended period of time.

From December 1978 to May 1979, DOL and the USPS conducted a pilot program for the rehabilitation of injured USPS workers through reemployment. From that pilot program, procedures and forms were developed that provided the basis for the original guidelines issued in October 1979 and for Handbook EL-515, *Joint Rehabilitation Guidelines* (issued in May 1992), now being made a part of this handbook. The Rehabilitation Program is applicable for both former and current USPS employees on OWCP rolls.

To be eligible for participation in the Rehabilitation Program, the employee must meet the following criteria:

- He or she must have an approved FECA claim on file with OWCP.
- He or she must have a job-related, permanent partial disability documented by medical evidence.
- He or she must be receiving or be eligible to receive compensation payments for the disability. (Note that an employee working in a limited duty assignment is *eligible* for disability compensation but is *not receiving* it because an appropriate limited duty assignment has been made available.)

Procedures

Potential Rehabilitation Candidates

When you review chargeback reports each accounting period...

Obligation: Recognizing OWCP and USPS Responsibilities

It is the administrative responsibility of the Secretary of Labor, pursuant to Title 5, United States Code, Chapter 81, to direct the rehabilitation efforts of those permanently disabled individuals covered under FECA. OWCP, Employment Standards Administration, DOL, administers those responsibilities at the discretion of the Secretary.

The USPS responsibility is outlined in FECA, 8151(b)(2). It is the policy of the USPS to make every effort to reemploy or reassign IOD employees with permanent partial disabilities to positions consistent with their medical work restrictions.

11.1 Identifying Potential Rehabilitation Program Participants — *area IC personnel*

OWCP Pay Statuses

Regular-periodic-roll (PR) status applies to both current and former employees who have been medically determined to be totally disabled for an extended or indefinite period.

No wage-earning-capacity (PN) status applies to employees who have been determined to be totally and permanently disabled.

- Identify possible participants by doing the following:
 - Review periodic roll reports and prioritize these employees according to their potential for termination or reduction of compensation in the following target groups:
 - 49 years old and under — injured less than 5 years.
 - 49 years old and under — injured more than 5 years.
 - 50–60 years old — regardless of injury date.
 - 61 years old and over — regardless of injury date.
 - Review the most current medical documents for both PR- and PN-status employees in the order of the priority target groups mentioned.

HBK EL-505, INJURY COMPENSATION, DECEMBER 1995
REHABILITATION PROGRAM

- If OWCP has previously screened a PR-status case for possible Rehabilitation Program participation, wait at least 1 year before submitting another request, unless new evidence indicating a change in duty status has been received.
 - Compare current documents with previous medical reports to determine if there is any change in the employee's duty status.
 - Consider for reemployment individuals who were separated on the basis of unsatisfactory attendance if the periods of absenteeism were deemed compensable by OWCP. *Do not, however, refer former employees who have been separated because of serious misconduct (e.g., mail theft).*
- ◇ *While a PN status indicates that the employee will never be able to return to work in any capacity, it must be remembered that conditions can and do change. The medical status, therefore, should be reviewed periodically.*
- SEE Section 4.26, Considering a Former or Current Employee for Reemployment
- SEE Exhibit 11.1, OWCP's Role in Referring Employees to the Rehabilitation Program.

HBK EL-505, INJURY COMPENSATION, DECEMBER 1995
REHABILITATION PROGRAM

11.2 Requesting Referral From OWCP — *area IC personnel or IC specialist*

- After potential Rehabilitation Program participants have been identified, contact OWCP district director to review the PR and PN cases to determine the feasibility of Rehabilitation Program participation and prepare a referral package. The request should include the names of the employees and their corresponding OWCP file numbers.
- Enter HRIS call-up for OWCP response (see Exhibit 11.1, OWCP's Role in Referring Employees to the Rehabilitation Program).
- Maintain contact with OWCP rehabilitation specialist or counselor assigned to the case. After the official referral is made to the USPS, OWCP rehabilitation counselor will contact the ICCO within 3 weeks to determine if the package has been received and to discuss the case.

Request OWCP rehabilitation specialist's or counselor's assistance to obtain and clarify any missing or conflicting documentation. Continued coordination between the ICCO and OWCP rehabilitation specialist or counselor will result in a successful Rehabilitation Program effort in most instances.

HBK EL-505, INJURY COMPENSATION, DECEMBER 1995
REHABILITATION PROGRAM

11.3 Responding to the Referral Package Received From OWCP — area IC personnel or IC specialist

- Upon receiving the referral package from OWCP, review it to ensure completeness and timeliness of all medical documentation, and to ensure that the package contains the following items:
 - OWCP-3, *Injured Worker's Rehabilitation Status Report* (see Exhibit 11.1, OWCP's Role in Referring Employees to the Rehabilitation Program).
 - OWCP-5a, b, or c, Work Capacity Evaluation, and the medical report.
 - OWCP-9, *Rehabilitation Case Record*.
 - OWCP-35, *Routine Referral and Award*.
 - All medical documentation must be based on a medical examination conducted within 1 year of the date of the referral.*
 - Enter the information into HRIS.
 - Within 5 days of receiving the referral, review the employee's OPF located in the personnel services office to identify major elements of the employee's work history.
 - If the OPF has been retired to the Federal Records Center, submit an SF-127, *Request for Official Personnel Folder (Separated Employee)*, in duplicate, to:

NATIONAL PERSONNEL RECORDS CENTER (CIVILIAN)
GENERAL SERVICE ADMINISTRATION
111 WINNEBAGO
ST LOUIS MO 63118-4199
- The request generally takes about 2 weeks for processing. Upon receiving the OPF, review and document the rehabilitation file as indicated above.
- Retrieve and review the employee's injury compensation case file, normally located in the ICCO, for the accepted conditions and diagnoses of record.
 - If the former employee has relocated, send a copy of the rehabilitation file to the appropriate ICCO. When the former employee relocates to an area outside the geographic area of the originating ICCO, the senior IC specialist must send all pertinent rehabilitation documents, via transmittal letter, to the gaining ICCO that has jurisdiction where the former employee has relocated (see Section 11.13, *Initiating a Job Offer for a Relocated Injured Employee*). (ELM 546.143)
 - Based on review of the referral package and the employee's previous work history, determine whether to:
 - Recommend a refusal to reemploy with justification (see Section 11.6, *Initiating Management Refusal Action*, for refusal procedures).
 - Pursue the rehabilitation effort (see Section 11.7, *Identifying a Modified Job Assignment*).

Medical Evaluation

When medical evaluation is necessary...

11.4 Evaluating the Results of Medical Examinations— associate area medical director or contract medical provider

Evaluation of OWCP Rehabilitation Program Referrals

The USPS medical provider will evaluate all medical records referred by OWCP.

An injured employee may have some degree of concurrent disability not caused by or related to the original job injury or disability. The USPS medical provider will carefully evaluate all concurrent disabilities and include their potential impact in his or her recommendation. Concurrent disabilities must be accommodated in job offers under the Rehabilitation Program.

As with other after-duty examinations, consultative services may be used if deemed appropriate by the USPS medical provider.

The medical officer concurs with OWCP-documented medical limitations or provides an opinion increasing the employee's limitations in a separate report. The medical officer cannot lessen the medical limitations rendered by OWCP in any way.

The job assignment is made on the basis of OWCP-documented medical limitation.

SEE Chapter 6, Medical Management.

The Pre-reemployment or Reassignment Medical Examination

Before job offers can be extended, employees may undergo a complete physical examination by the USPS. This examination is paid for by the USPS and is in addition to medical documentation submitted by OWCP. In medically contested cases where OWCP has conducted a second opinion and/or impartial medical examination, it would not be necessary.

- Initiate a pre-reemployment or reassignment medical examination by doing the following:
 - Schedule an appointment with the USPS contract medical provider.
 - Advise the USPS contract medical provider, in writing, that the employee is being considered for reemployment or reassignment under the Rehabilitation Program and provide copies of all medical records provided by OWCP (see Exhibit 11.4a, Sample Letter: Task Force Review Letter). Submit these documents in advance of the scheduled examination date.

HBK EL-505, INJURY COMPENSATION, DECEMBER 1995
REHABILITATION PROGRAM

- Issue a letter to the employee advising him or her to report for the scheduled medical examination (see Exhibit 11.4b, Sample Letter: Employee Scheduling for Pre-reemployment/Reassignment Medical Examination). Prepare the letter for the signature of the district HR manager or designee. It is encouraged that two copies of the letter be sent by both regular and certified mail with return receipt requested. Provide copies to OWCP rehabilitation specialist, rehabilitation counselor, and the claims examiner. The letter should include the following:
 - The reason for the examination.
 - The date, time, and location of the examination.
 - A statement indicating the employee's right to bring updated medical documents.
 - A statement indicating possible consequences if the employee fails to appear for the examination.
- Use HRIS call-up to follow up.
- If the employee fails to appear for the pre-reemployment or reassignment medical examination, do one of the following:
 - If there is an acceptable reason for the employee's failure to appear (e.g., family emergency), reschedule the examination.
 - If the excuse is unacceptable, contact the claims examiner immediately, both by phone and in writing, for appropriate follow-up from OWCP.

11.5 Responding to the Results of the Medical Examination — area IC personnel or ICCO

Results of Medical Examination

Results of the pre-reemployment or reassignment medical examination are documented on Form 2485, *Medical Examination and Assessment*. The USPS contract medical provider also completes Form 2489, *Identification of Physical/Mental Disability*, at this time.

- After the USPS contract medical provider forwards a copy of Form 2485 and Form 2489 and any consultative reports to the ICCO, evaluate the results of the examination to determine if a job offer can be made.
- If the results of the medical examination indicate any of the following situations, proceed to initiate a management refusal action (see Section 11.6, Initiating Management Refusal Action):
 - The injured employee's restrictions are so severe that a suitable USPS assignment cannot be identified. Most restrictions can be accommodated within the USPS. Some limitations, however, prohibit accommodation in a USPS environment.
 - The medical evidence indicates that the injured employee is no longer disabled because of residuals from the job-related injury. The current disability has been caused by a nonoccupational condition.
- ◇ *In cases where the injured employee is not eligible for participation in the Rehabilitation Program, continued entitlement to compensation benefits may also be in question.*
- If the results of the USPS medical examination confirm that the employee is permanently partially disabled because of a job-related injury and capable of performing restricted duties, proceed to identify a modified job assignment (see Section 11.7, Identifying a Modified Job Assignment).
- ◇ *Maintain close contact with the functional managers or supervisors to identify a suitable modified assignment, as it is the most critical and often the most difficult step in the Rehabilitation Program process.*

Management Refusal

When management refuses to provide a modified job offer...

11.6 Initiating Management Refusal Action — senior IC specialist or district HR manager

- When it is determined that management will not extend a job offer, prepare a letter to the Headquarters manager of Safety and Risk Management (see Exhibit 11.6a, Sample Letter: Request for Concurrence on a Management Refusal). The letter must be signed by the district manager and a copy sent through the appropriate functional manager (the manager of function where the employee was assigned at time of injury) and the designated area HR analyst, and must include the following:
 - The specific reasons for the proposed management refusal.
 - Supporting medical evidence and other documentation.
 - A request for Headquarters' concurrence with the proposed action.

- Upon receipt of Headquarters' concurrence, initiate the following:
 - Notify the injured employee, in writing, that while he or she was considered for placement under the Rehabilitation Program, a job offer will not be extended, and the reasons why.
 - Provide a copy of this letter to OWCP rehabilitation specialist and rehabilitation counselor. Prepare a cover letter that includes the following:
 - A summary of actions taken.
 - A request for consideration of appropriate action, e.g.:
 - Pursuance of placement with a new employer.
 - Issuance of a loss of wage-earning capacity (LWEC) decision, as appropriate, if further rehabilitation efforts are unsuccessful (see Exhibit 11.6b, Loss of Wage-Earning Capacity). This request should be addressed by the claims examiner.
 - Termination of compensation payments when medical evidence indicates disability is not because of the job-related condition.
 - Copies of Headquarters' concurrence.
 - Employee's notification letter.
 - Supporting documentation.

SEE Chapter 8, Controversion and Challenge.

Management Job Offer

When management identifies a modified job offer...

Identification of Modified Job Assignments

Determining the procedure to be used to facilitate assignment identification is a local management decision. The following two processes are common practices:

- Management contact by placement priority.

This procedure calls for the ICCO to contact the appropriate management level on a person-to-person basis.

While this method usually results in the development of a suitable assignment, it can be extremely time consuming, delay the entire process, and create an unnecessary amount of correspondence. If the manager of the office where the employee was officially assigned at the time of injury cannot identify a permanent modified assignment within that office, the ICCO must proceed to the next management level until an assignment is identified or all avenues are exhausted.

- Management team.

In this process, management designates representatives from major functions or work units to serve on a Rehabilitation Program committee chaired by the senior IC specialist. Medical restrictions of potential program participants are reviewed, placement priorities are considered, and recommended assignments are drafted. Following the meeting, the senior IC specialist submits the recommended modified assignment to the appropriate manager for concurrence.

The management team method has proven to be very successful. It allows for immediate input from the major functional areas, availability of the senior IC specialist to answer questions and clarify responsibilities, and a timely rehabilitation process.

11.7 Identifying a Modified Job Assignment — ICCO

- Initiate the following actions:
 - Prepare a memorandum for the appropriate management review (see Exhibit 11.7a, Sample Letter: Request for Identification of Rehabilitation Position) that includes the following information:
 - Notification that the employee is being considered for permanent placement under the Rehabilitation Program.
 - A request that a modified assignment be identified.
 - A brief work history of the employee.
 - The employee's medical restrictions.
 - Priority placement guidelines (see Exhibit 11.7b, Rehabilitation Assignment Priority). Placement priority for the Rehabilitation Program is the same as for limited duty.
 - Submit the prepared memorandum to the locally determined review authority.
- Assist management in identifying a suitable modified job assignment. Review the injured employee's medically defined work restrictions. Each task within the identified assignment must comply with the employee's medical limitation. Consider the following possible placements:
 - *Employee's current position.* If the employee is a current employee (was never separated from the USPS rolls) and is capable of performing his or her core duties with only minor modification, assignment to the current position may be feasible. This type of accommodation is not considered a modified assignment, and the workhours are charged to the regular operation LDC.
 - *Reassignment to an existing position.* If a current employee can no longer perform the core duties of his or her position but is capable of performing the core duties of another authorized position for which he or she is qualified, reassignment may be offered. Since the employee is performing the core duties of the position, the workhours are charged to the regular operation LDC.
 - *Residual vacancy.* If a vacancy has been posted for bid or application and there are no successful bidders or applicants, both current and former employees may be offered a residual vacancy if they can perform the core duties of the position with only minor modification. Again, since the core duties are being performed, this is not considered a modified assignment and the workhours are charged to the regular operation LDC.
 - *Modified assignment.* If a current or former employee's restrictions prohibit accommodation as described in the categories above, individual tasks must be identified and combined to develop a modified assignment consistent with the employee's medical restrictions. These tasks are usually subfunctions and may be from multiple positions. The workhours for employees accommodated in modified assignments are charged to LDC 69.

HBK EL-505, INJURY COMPENSATION, DECEMBER 1995
REHABILITATION PROGRAM

- Ensure that:
 - Any adverse or disruptive influence on the employee is minimized (see Exhibit 11.7b, Rehabilitation Assignment Priority).
 - Contractual obligations are honored (see Exhibit 11.7c, Contractual Obligations for Rehabilitation Positions).

HBK EL-505, INJURY COMPENSATION, DECEMBER 1995
REHABILITATION PROGRAM

11.8 Preparing the Job Description — area IC personnel or ICCO

- Once a suitable assignment has been identified, develop a concise job description that is clear and readily understandable.

Do not use a standard position description with annotations to reflect the accommodations unless the employee's work restrictions are so minor that they can be accommodated in a regular assignment. (For example, a letter carrier can perform his or her regular job with the use of a cart.)

Include the following elements:

- *The name of the injured employee cited on the job description.* This demonstrates that the assignment was specifically tailored to accommodate the injured employee's medical limitations.
- *The job title.* Choose a job title to indicate a modified assignment and state what the employee's status will be (for example, Clerk, Distribution (Modified), Full-Time Regular).
- *The work schedule, tour, and location.*
- *All specific tasks involved in the assignment.* Avoid terms such as "other duties as assigned." If such terms are used, however, give examples of what the "other duties" are.
- *The physical requirements of the proposed tasks.* Blanket statements such as "all assigned duties are within the defined medical restrictions" are not acceptable.
- *Any special workload demands or unusual working conditions.*

SEE Exhibit 11.8a, Sample Modified Job Description.

- Request the employee's treating physician or the ruling medical authority identified by OWCP to review the modified job description and provide his or her opinion about whether the identified tasks comply with the employee's medical restrictions (see Exhibit 11.8b, Request for Medical Review of Proposed Job Description).

Contact OWCP rehabilitation specialist and request that he or she assists in expediting the request.

- When the ruling authority is the employee's treating physician, contact him or her directly.
 - When the ruling authority is a physician contracted by OWCP, the review request by OWCP must be made by either the rehabilitation specialist, the rehabilitation counselor, or the claims examiner.
- ◇ *When review by the physician who provided the work restrictions is not feasible, ensure that the USPS contract medical provider reviews the proposed job description.*

- In those instances when the reviewing physician determines that the job description should be modified, make the necessary changes to the job description before the actual job offer is made.

HBK EL-505, INJURY COMPENSATION, DECEMBER 1995
REHABILITATION PROGRAM

- Once the proposed job description has been finalized, prepare (but do not yet send) a job offer letter that includes the following:
 - The offered position title.
 - The work schedule and tour.
 - The work location.
 - The grade and salary.
 - The effective date of job availability.
 - A description of the appropriate appeal rights.
 - The date that a response to the job offer is required (usually 2 weeks from date of receipt).
 - The possible consequences of refusing the offered job.
 - A space designated for the employee's acceptance or refusal and comments.

- ◇ *Do not include any information regarding election of OPM benefits.*
 - SEE Section 4.26, Considering a Former or Current Employee for Reemployment
 - SEE Exhibit 11.8c, Sample Letter: Rehabilitation Program Job Offer.

HBK EL-505, INJURY COMPENSATION, DECEMBER 1995
REHABILITATION PROGRAM

**11.9 Conducting the Pre-reemployment or Reassignment Interview With the Employee —
ICCO**

- Schedule a pre-reemployment or reassignment interview with the employee and do the following:
 - Send a certified letter, with return receipt requested, to the employee approximately 2 weeks before the scheduled interview, requesting him or her to report for a pre-reemployment or reassignment interview (see Exhibit 11.9a, Sample Letter: Employee Scheduling for Pre-reemployment/ Reassignment Interview). Provide a copy to OWCP rehabilitation specialist and OWCP rehabilitation counselor or the staff nurse, if appropriate, and request their presence, depending upon availability, at the interview.
 - Invite the following individuals to attend the interview so they are available to respond to the concerns of the employee:
 - Representatives from the personnel services office and Labor Relations.
 - The manager or supervisor of the proposed work site.
- Whether or not the above individuals need to attend the interview depends on how much the designated ICCO person knows about these functional area matters.*
- If the employee fails to appear or provide an acceptable reason for not appearing, advise the rehabilitation specialist and request him or her to initiate appropriate follow-up action.
- Ensure that the employee receives the following information during the pre-employment interview (see Exhibit 11.9b, Pre-reemployment/Reassignment Employee Interview Checklist):
 - An in-depth analysis of his or her medical limitations and his or her responsibility to work within the prescribed work restrictions.
 - A full explanation of all restoration rights and benefits (see Exhibit 11.9c, Restoration Rights and Benefits). (A copy can be provided to the employee.)
 - If applicable, the status of injury compensation, disability retirement benefits, and future eligibility (see Exhibit 11.9d, Retirement Considerations).
 - All details regarding the identified assignment, including title, grade, salary, duties, work location, tour of duty and all other pertinent information. If applicable, indicate that the job description was reviewed by a physician, and state the doctor's name and findings.
 - Instructions for completion and submission of any required employment forms.

HBK EL-505, INJURY COMPENSATION, DECEMBER 1995
REHABILITATION PROGRAM

11.10 Extending the Job Offer — area IC personnel or ICCO

- Within 90 days of the official referral by the rehabilitation specialist (normally during the pre-reemployment interview), provide the employee with a written job offer package that includes the following:
 - The job offer letter (see Exhibit 11.8c, Sample Letter: Rehabilitation Program Job Offer).
 - The prepared job description (see Exhibit 11.8a, Sample Modified Job Description). *Without the job description the offer is invalid.*

Allow the employee 2 weeks to respond to the package.

- If the job offer cannot be extended within 90 days because of unusual circumstances, the senior IC specialist must notify the rehabilitation specialist in writing before the 90th day with a copy to the area HR analyst of the reasons for the delay and the expected date it is encouraged that the job offer be sent by both regular and certified, return receipt mail.*
- Prepare a summary of the pre-reemployment interview and send it along with a copy of the job offer to both the rehabilitation specialist and the claims examiner at the time it is provided to the employee.

Good Faith Understanding

In the rehabilitation effort, both the employee and the USPS are expected to act in good faith. The USPS acts in good faith by offering an appropriate job to the employee within 90 days of the official referral by the rehabilitation specialist.

The employee acts in good faith by being flexible and realistic about the job being offered.

The rehabilitation specialist is responsible for monitoring the case relative to the good faith effort of both parties.

11.11 Responding to the Employee's Acceptance of the Job Offer — ICCO

- Upon receipt of the employee's acceptance, issue a letter to the employee advising him or her where, when, and to whom he or she is to report (see Exhibit 11.11a, Sample Letter: Employee Report to Duty).

Direction of the Employee Back to Work

When an employee returns to work, the ICCO person will accompany the employee to the appropriate office. If this is not practical, direct the employee as indicated below or as established by local protocol.

In reemployment cases, when the employee was a former employee who was previously separated from USPS rolls, the employee will normally be directed to report initially to the personnel services office for completion of the appropriate paperwork.

In reassignment cases, when the employee is a current employee who was never separated from USPS rolls, the employee may be directed to the work site. Personnel can usually process the appropriate paperwork without the employee's presence.

- Provide copies of the report-to-duty letter to the following individuals or units:
 - *Personnel services office.* The local personnel services office has the administrative responsibility to complete all standard personnel forms including those required for health benefits insurance, life insurance, and retirement. Forward with a transmittal letter a copy of the report-to-duty letter requesting processing of the necessary paperwork. In addition to the report-to-duty letter, provide also:
 - Form 2489, *Identification of Physical/Mental Disability*, completed by the USPS contract medical provider. Information from this form is entered onto Form 50. (Do not retain a copy of Form 2489 in the Rehabilitation Program file.)
 - A copy of the prepared job description and the job offer and acceptance letter.
 - A copy of the appropriate sample, Exhibit 11.11b, Sample Forms 50 Actions
 - *The manager or supervisor at the identified work site.* Provide also a copy of the job description and the job offer and acceptance letter. It is imperative that the manager or supervisor be advised of any change in the employee's status or work restrictions.
 - *OWCP rehabilitation specialist or rehabilitation counselor.* Provide also a copy, along with copy of employee's acceptance.
 - *OWCP claims examiner.* Provide also a copy of the employee's acceptance and a completed CA-3, *Report of Termination of Disability and/or Payment*, upon the employee's actual return to work.

HBK EL-505, INJURY COMPENSATION, DECEMBER 1995
REHABILITATION PROGRAM

- Coordinate with the personnel services office to ensure that OPM is notified of the reemployment of a disability annuitant previously approved for as annuity, even in cases where it was waived in lieu of OWCP benefits (see Exhibit 11.11c, OPM Notification of Reemployment of a Disability Annuitant).
 - The reemployed individual's name.
 - Social Security number.
 - Date of birth.
 - Civil service annuity claim number (CSA — civil service account).
 - Date of reemployment.
 - Indication of whether retirement deductions are to be made from the salary or the position to which reemployed.

A copy of Form 2485, *Medical Examination and Assessment*, must be attached.

The notification should be sent to:

RETIREMENT OPERATIONS CENTER
OFFICE OF PERSONNEL MANAGEMENT
PO BOX 45
BRYERS PA 16017-0045

SEE Exhibit 11.9d, Retirement Considerations.

- Enter call-up dates into HRIS for periodic follow-up actions.

**11.12 Responding to the Employee's Refusal of, or Refusal to Respond to, the Job Offer —
area IC personnel or ICCO**

Obligation: Recognizing the Penalty of Refusing Work

Section 8106 of FECA provides that an employee who refuses to seek suitable work or refuses or neglects to work after suitable work is offered is not entitled to compensation.

- If the employee refuses the job offer, notify the rehabilitation specialist by telephone.
- Within 2 working days, advise the claims examiner, in writing, of the employee's refusal to accept the offered assignment, and send a copy to OWCP rehabilitation specialist. The following is to be attached to the advisement letter:
 - A copy of the job offer and refusal letter signed by the employee.
 - A copy of the pre-reemployment interview summary.
- Ensure that the offered assignment remains available during the entire OWCP due process procedure, which may result in a decision to terminate benefits.
- ◇ *The employee must be allowed to return to work if he or she accepts the job offer any time before the final OWCP due process action (i.e., issuance of decision to terminate benefits). This requirement is extremely important. If for any reason the offered assignment becomes unavailable before the conclusion of this process (e.g., assignment given to someone else, premature administrative action, etc.), or the offered position is deemed invalid by OWCP, the employee's entitlement to compensation payments will continue, and the entire rehabilitation effort is voided.*

OWCP Due Process

The OWCP claims examiner is provided with a copy of the job offer and job description at the same time it is extended to the employee. If the employee refuses the offer, a series of actions must take place to ensure that the injured employee receives due process as a result of a USPS offer of employment. These actions include the following:

- The claims examiner reviews the offer package, along with the evidence of record, and determines if it is suitable to the employee's partially disabled condition.
- When the offered job is determined not to be suitable, the claims examiner advises the ICCO, OWCP rehabilitation specialist, and the employee, in writing, of the unsuitability of the offer.
- When the claims examiner determines that the offered job is suitable, the claims examiner notifies the employee in writing of the following points:

HBK EL-505, INJURY COMPENSATION, DECEMBER 1995
REHABILITATION PROGRAM

- That OWCP considers the job offer suitable under the provisions of 5 U.S.C. 8106(c).
 - That if the employee refuses the job, he or she will not be entitled to monetary benefits (except medical benefits) unless he or she can show that such refusal was reasonable or justified. The employee has 30 days from the date of the notification by the claims examiner to accept the employment or to explain why the employment was refused.
 - That the offered job remains available for due process consideration.
 - That the employee is entitled to LWEC, if applicable.
 - That the employee can still accept the job without penalty.
 - That further action will be taken without additional notice by OWCP for the employee's failure to cooperate.
- When the employee does not provide good cause for refusing the offered job, the claims examiner may terminate the employee's benefits at the end of the 30-day notification period in addition to 15 days for due process consideration.
-

SEE Exhibit 11.6b, Loss of Wage-Earning Capacity.

- When the claims examiner determines that the offered job was not suitable, coordinate with the appropriate manager or supervisor to make the necessary revisions and reoffer the job. This action will be considered a new job offer and, if refused, the employee will again be entitled to full due process.

Employee Relocation

When an injured employee has relocated to another geographical area subsequent to a job-related disability...

Obligation: Extending a Job Offer to a Relocated Employee

If a *current* employee voluntarily moves to another area, a job offer should be extended by the originating district first. As long as the employee is on USPS rolls and was not required to move, he or she should be available to return to work at his or her employing district.

If a *former* employee voluntarily moves to an isolated area that has limited job opportunities, a reasonable attempt should be made to reemploy the individual at a USPS facility within the commuting distance of his or her current address. However, if an assignment cannot be identified, the originating installation may make a suitable job offer.

If a *current or former* injured employee is required to move to a different geographic area because of health conditions that were caused by the injury, or that predated it, the issue of job availability must be considered with respect to the new area of residence.

It is USPS policy for the affected districts to act in a cooperative manner in meeting USPS obligations and achieving USPS objectives.

11.13 Initiating a Job Offer for a Relocated Injured Former Employee — *originating district's senior IC specialist*

- When a *former* employee has relocated to an area outside the geographic boundaries of the employing district, within 5 days of receipt of OWCP referral, send pertinent rehabilitation information with a cover letter, by certified mail with return receipt requested, to the senior IC specialist of the gaining district (the district where the employee now resides) requesting assistance in placing the employee. Provide a copy of the letter to the designated area HR analyst.
- Update the HRIS.
- ◇ *Contact the designated area HR analyst if assistance is required.*

HBK EL-505, INJURY COMPENSATION, DECEMBER 1995
REHABILITATION PROGRAM

11.14 Identifying a Modified Position for *Current or Former Employees Who Have Relocated for Health Conditions* — *area IC personnel or senior IC specialist*

- For current or former employees who have relocated for health conditions, make a good faith effort to identify a suitable assignment within commuting distance of the employee's new residence.
- Once a modified position is identified, continue the rehabilitation effort following standard procedures, keeping the originating district advised of the rehabilitation effort status.
- ◇ *Contact the designated area HR analyst if assistance is required.*

11.15 Arranging for Payment of Relocation Expenses — senior IC specialist

Obligation: Receiving Payment or Reimbursement of Moving Expenses

20 CFR 10.123(f) provides that an injured employee who relocates to accept a suitable job offer after termination from the USPS rolls may be entitled to receive payment or reimbursement of moving expenses from OWCP compensation fund. This provision further states that federal travel regulations pertaining to permanent change of duty station moves are to be used in determining whether expenses claimed are reasonable and necessary. (See FECA PM 2-813.14 for additional information.)

Relocation Expenses

Relocation expenses are payable only to former employees (no longer on postal rolls). When paid by OWCP, these expenses are paid from the compensation fund and charged back to the USPS along with all other compensable payments.

There is nothing in FECA or OWCP procedures that prohibits the employing district from paying or reimbursing the employee out of USPS funds under normal relocation procedures without requesting reimbursement from OWCP.

OWCP Responsibility

- OWCP adjudicates all requests for relocation. When the job offer is determined suitable and relocation is approved, OWCP senior claims examiner should notify the concerned parties of the procedures to obtain reimbursement.
- OWCP district office pays or reimburses authorized expenses except where the USPS has requested an advance payment from OWCP compensation fund.
- OWCP national office handles all requests for advance payment from the compensation fund in cases where the USPS cannot advance the money for the move from its own accounts.

Employee Responsibility

General Services Administration (GSA) regulations require that an employee whose moving expenses are paid by the federal government must remain in federal employment for one year after the move. If the employee ceases work for a reason unacceptable to OWCP, the relocation expenses will be declared an overpayment.

- Incorporate a positive statement in the job offer concerning payment of relocation expenses, forward a copy of the job description to OWCP claims examiner requesting a suitability determination before extending the job offer.

HBK EL-505, INJURY COMPENSATION, DECEMBER 1995
REHABILITATION PROGRAM

- Advise a potential Rehabilitation Program participant who has relocated that his or her relocation expenses will be paid as long as the offered assignment is found suitable by OWCP. Advise him or her of GSA regulations requiring continued employment for 1 year.
- Coordinate with Finance to ensure the following:
 - Upon acceptance of the job offer, Finance, in coordination with the ICCO, will initiate required relocation actions, e.g., arrange for a government bill of lading to have a moving company transport the employee's household goods, issue advance payments, etc.
 - Upon completion of the move, Finance will examine the expenditures and certify that the types of expenses and actual amounts are allowable according to GSA travel regulations, and in accordance with what the USPS would authorize for any other employee undergoing a permanent change of duty station. Copies of the certified bills and travel vouchers are then sent to OWCP for payment.
 - If the employee ceases to work for a reason unacceptable to OWCP, Finance will declare the relocation expenses as overpayment.

Employee Return to Work

When the employee returns to work...

11.16 Monitoring the Injured Employee's Return to Work — ICCO or employee's supervisor

- Brief the immediate supervisor on the injured employee's medical status and work limitations.
- Conduct periodic follow-ups in coordination with OWCP to assist in the employee's readjustment to a working environment, to ensure that the employee is working safely within the prescribed work restrictions, and to identify potential problems. As a means of follow-up, the following actions are encouraged:
 - *On the day the employee returns to work*, accompany the employee to his or her designated office or work site. When this is not possible, do the following:
 - Contact the office to which the employee is to report before the reporting time. Remind the appropriate person of the employee's reporting time and request that the ICCO be called if there is any problem.
 - Contact the employee and the supervisor later in the day to see if there are any potential concerns or problems. Let the employee know that the ICCO is available if he or she has questions regarding the assignment, work restriction, or claim. Advise the employee that routine employee matters must be handled through his or her supervisor or the local personnel services office.
 - *At the end of the first week*, interview the employee and supervisor to evaluate the employee's adjustment to the work environment, the status of his or her physical well being, etc. (see Exhibit 11.16a, Sample Letter: Post-Reemployment/Reassignment Employee Interview, and Exhibit 11.16b, Sample Letter: Post-Reemployment/Reassignment Supervisor Interview).
 - *At the end of the first month*, schedule the employee for a follow-up FFD, if necessary, to determine his or her medical condition during the adjustment period. The FFD findings may reveal that the employee's work restrictions need to be further modified on either a temporary or permanent basis. It is not unusual for an employee's work limitations to be temporarily more restrictive during the initial return-to-work period.
 - Coordinate with the appropriate manager or supervisor and make the recommended modification to the work restrictions. Make any changes in writing and provide a copy to the employee, supervisor, OWCP rehabilitation specialist, and claims examiner.
 - *At the end of the third and sixth months*, interview the employee and the supervisor to determine adjustment progress.
- If the modification is permanent and restrictive to a degree that it prohibits the employee from performing the assigned tasks, a new job description will need to be developed.*

HBK EL-505, INJURY COMPENSATION, DECEMBER 1995
REHABILITATION PROGRAM

- Make additional contacts depending on the individual circumstances. If everything appears to be going well, further contacts are not necessary.
- Document progress reports based on the follow-up actions listed above and make them part of the employee's rehabilitation file. Provide copies of the reports to the rehabilitation specialist and the area HR analyst through normal management channels.

OWCP Rehabilitation Specialist Required Follow-Up

In coordinating efforts with the ICCO when conducting employee follow-ups, OWCP rehabilitation specialist or counselor has the responsibility to review the employee's progress for a minimum of 2 months following the return to work. If a rehabilitation nurse worked with the employee and the USPS in coordinating the RTW effort, the nurse contacts the employee for 2 months at the following intervals:

- The day the employee returns to work.
- The end of the first month.
- The end of the second month.

Follow-ups may continue beyond 2 months if:

- The employee still has adjustment problems.
- The employee is expected to increase from part-time to full-time employment.
- The rehabilitation specialist, as documented on OWCP-3 *Injured Worker's Rehabilitation Status Report*, believes that continued follow-up is necessary for the employee to remain successfully employed.

-
- To ensure the best interest of both the employee and the USPS, monitor the employee's progress as long as the employee remains in the Rehabilitation Program.

In many cases, after injured employees return to work under the Rehabilitation Program, their medical conditions improve to a point where they can successfully bid on positions for which they meet the physical requirements. In other cases, full recovery occurs over a period of time and the employees return to their former (or equivalent) positions.

1-Year Follow-Up

When the employee has been back to work for 1 year...

11.17 Scheduling and Monitoring the Results of a Follow-Up FFD — ICCO or postal contract physician

- Upon completion of the employee's first year in an assignment under the Rehabilitation Program, and continuing on an annual basis, ask the postal contract physician to review current medical information from the employee's treating physician. If the contract physician determines that a FFD is warranted, based on a change in medical conditions, then schedule the employee for the FFD to determine if there has been any change in the employee's condition and if the assignment needs to be adjusted or changed.
- ◇ *It is in the best interest of all concerned to motivate injured employees to perform at their full capabilities. When medically feasible, the progressive upgrading of assigned duties has been proven to help employees reach maximum recovery levels.*
- After the FFD has been conducted, provide the employee's supervisor or manager and OWCP claims examiner a copy of the FFD results in writing.
- If the FFD indicates *no change in the employee's work limitations*, advise the employee, in writing, of the FFD findings and the fact that his or her rehabilitation assignment will remain the same.
- If the results of the FFD indicate that the employee's *work limitations should be further restricted*, take the following actions:
 - If the further restriction is slight and does not affect the performance of the assigned tasks, advise the employee of the fact that the specified work limitation has been further restricted, the degree of restriction, and the fact that the new restriction does not affect his or her current assignment.
 - If the further restriction is significant and necessitates either a revision in the current assignment or the development of a new job description, consult the employee's supervisor and revise the current assignment to conform with the new restrictions. Advise the employee of the following:
 - That his or her work limitations have been further restricted (cite the degree of restriction).
 - That because the restrictions are considered permanent and may hinder the performance of the current position, a new job description will be developed, and upon finalization, a formal job offer will be extended pending OWCP's approval.
 - That, in the interim, his or her current assignment has been adjusted to meet the new work restrictions.

HBK EL-505, INJURY COMPENSATION, DECEMBER 1995
REHABILITATION PROGRAM

Since the previously offered and accepted assignment no longer complies with the employee's work limitations, and therefore is no longer a valid job offer, proceed with developing a new job description. Because the employee is already in a work status with the USPS, follow the procedures outlined in the next section (see *USPS In-House Rehabilitation Program*).

- When the results of the FFD indicate the employee's condition has improved to the extent that the *work limitations may be* reduced, initiate the following action:
 - If the FFD indicates the employee is still permanently partially disabled from the job-related injury but is capable of a higher level of performance than that required in the current assignment, notify the ICCO to proceed with the in-house Rehabilitation Program procedures as outlined in the next section and advise the employee of the following:
 - The FFD findings and the new restrictions.
 - That a new job description is being developed to conform with his or her updated work restrictions and that upon finalization, a formal offer will be extended pending OWCP's approval.
 - That, in the interim, he or she will remain in the current assignment because his or her work restrictions are well within the requirements of the current assignment.
 - If the FFD indicates that the employee has improved and is capable of performing the full duties of the position held at the time of injury, the ICCO will proceed with appropriate restoration action as outlined below.

USPS In-House Rehabilitation Program

When an employee's disability is deemed to be permanent...

Obligation: Providing Rehabilitation for the Permanently Disabled Beneficiary

Section 8104 of FECA provides that the Secretary of Labor may direct a permanently disabled beneficiary under FECA to undergo vocational rehabilitation, and may furnish services from the Employee's Compensation Fund. The worker is entitled to compensation at the total disability rate while in a Rehabilitation Program.

OWCP Vocational Rehabilitation Services

Reemployed workers may voluntarily request vocational rehabilitation services offered by OWCP to keep them competitive in the labor market. Since it is USPS policy to make injured employees whole with regard to salary upon their return to work, USPS rehabilitation participants are not normally considered for these services.

The workers who are eligible include those holding the following:

- The positions with substantial loss of wage-earning capacity.
- The positions that will be reduced due to labor market trends.
- The positions with skill levels offering temporary employment.
- The positions that are made available to an experienced employee now able to perform only limited duties. These positions are especially tailored to the injured worker and would not be available competitively at entry level. These positions with specific duties and salaries could probably not be duplicated in the general labor market.

Criteria for receiving these services are as follows:

- The rehabilitation services authorized by OWCP are initiated within 3 months of return to work and occur during nonworkhours.
 - The employee's interest and ability to handle part-time rehabilitation services in addition to the regular work assignment must be considered.
 - The Rehabilitation Program can be completed within 2 years.
-
-

In-House Rehabilitation Program

For the most part, the in-house program process is the same as that outlined in the previous section. Although this is considered an "in-house" program, FECA provisions and OWCP procedures are still applicable. OWCP is still the final authority in determining job suitability and compensation entitlement.

HBK EL-505, INJURY COMPENSATION, DECEMBER 1995
REHABILITATION PROGRAM

11.18 Identifying Potential In-House Program Participants — ICCO

- Identify potential participants by reviewing routine and requested medical reports from the treating physician, e.g., CA-17, narrative reports, etc. Once a determination of permanent disability is made, the temporary limited duty assignment is no longer appropriate and a permanent accommodation is required. When reviewing the reports, ascertain whether the employee's treating physician has done the following:
 - Determined that the employee's partial disability is permanent.
 - Failed to provide an anticipated recovery date or declared the disability to be permanent after the employee has been working in a limited duty capacity for an extended period, e.g., 1 year.
 - Repeatedly changed the anticipated recovery date of an employee who has been working in a limited duty capacity for an extended period.

SEE Chapter 6, Medical Management.

HBK EL-505, INJURY COMPENSATION, DECEMBER 1995
REHABILITATION PROGRAM

11.19 Scheduling and Monitoring the Results of the FFD to Determine If a Job Offer Can Be Made — area IC personnel or ICCO

- When a potential in-house program participant has been identified, first check OWCP case file for current medical information. If OWCP case file does not contain current or adequate medical information, then schedule the employee for an FFD (see Section 11.17, Scheduling and Monitoring the Results of a Follow-Up FFD). Require that the examination include a consultative examination by an appropriate board-certified specialist.
- ◇ *In instances where OWCP work restrictions are not current, it is imperative that the FFD be as thorough as possible. A consultation by a specialist is particularly important when there is a difference of medical opinion between the employee's treating physician and the USPS contract medical provider.*
- When the employee fails to appear for the FFD for an acceptable reason (such as a family emergency), reschedule the examination. If the excuse is unacceptable, seek guidance from Labor Relations.
- When the FFD has been conducted, ensure that the USPS contract medical provider provides the ICCO with the results of the FFD using by Form 2485.
- Determine whether to extend a job offer by reviewing the FFD results. If the FFD indicates that the employee is no longer disabled from the job-related injury (or has returned to his or her preinjury state), a permanent reassignment under the in-house Rehabilitation Program is not appropriate. In this instance, initiate the following actions:
 - If the FFD finding is in conflict with the employee's treating physician:
 - Request the USPS medical provider to identify the conflict and outline suggested course of actions with the ICCO personnel.
 - Allow the employee to remain in his or her limited duty assignment until the matter is resolved. (At this point, all that exists is a difference in opinion between the USPS examining physicians and the employee's treating physician, which is not a sufficient reason to relieve an employee of his or her limited duty assignment.)
 - If the difference in opinion cannot be resolved (ELM 547.34), prepare a challenge package and request OWCP to schedule a second opinion and independent medical examination.
 - Upon receipt of OWCP's decision, take appropriate action such as the following:
 - Direct the employee to return to his or her regular position.
 - Advise the employee of his or her right to apply for a nonoccupational light-duty assignment under contractual provisions.
 - Proceed with the in-house rehabilitation effort if it is determined that the employee does have permanent residual effects from the job-related injury.

HBK EL-505, INJURY COMPENSATION, DECEMBER 1995
REHABILITATION PROGRAM

— If the FFD is in agreement with the treating physician or the conflict has been resolved, proceed with an in-house rehabilitation effort.

SEE Exhibit 11.7c, Contractual Obligations for Rehabilitation Positions.
Chapter 6, Medical Management.
Chapter 8, Controversion and Challenge.

HBK EL-505, INJURY COMPENSATION, DECEMBER 1995
REHABILITATION PROGRAM

11.20 Extending an In-House Rehabilitation Job Offer — ICCO

- When a job offer can be made, proceed with the rehabilitation effort as outlined (see Section 11.5, Responding to the Results of the Medical Examination, through Section 11.10, Extending the Job Offer), except where OWCP involvement or notification is cited. Normally, there is no OWCP participation during the job identification through job offer process of the “in-house” program.
SEE Exhibit 11.7b, Rehabilitation Assignment Priority.

HBK EL-505, INJURY COMPENSATION, DECEMBER 1995
REHABILITATION PROGRAM

11.21 Responding to the Employee's Refusal of the In-House Rehabilitation Job Offer —
ICCO

- When the injured employee refuses the job offer, prepare a letter for the signature of the district HR manager with a copy to the appropriate functional manager, advising the employee or designee of the following:
 - That because his or her disabilities have been determined to be permanent, he or she is no longer eligible for a limited duty assignment.
 - That he or she may still accept the offered assignment, which will remain open until OWCP determines its suitability and gives due process.
 - That OWCP will be advised that a permanent assignment was offered in good faith and rejected by the employee.
 - That the employee will remain in his or her limited duty assignment until OWCP makes a suitability determination on the rehabilitation job offer.

SEE Exhibit 11.21, Sample Letter: Termination of Limited Duty Assignment for Refusal of In-House Rehabilitation Program Job Offer.

- Advise management against any premature personnel action.

OWCP has the sole authority in determining if a job offer is valid. Additionally, under FECA provisions, the employee must be provided with another opportunity to accept the offer. Keep the offered position available until a final decision is made by OWCP (see Section 11.12, Responding to the Employee's Refusal of, or Refusal to Respond to, the Job Offer, for information concerning OWCP's due process).

- Send a complete package to OWCP claims examiner consisting of the following:
 - A summary letter of the actions taken.
 - The job offer and refusal.
 - The job description.
 - Supporting medical documentation.
 - The employee notification letter.
- If OWCP determines that the rehabilitation job offer is suitable, the employee is no longer entitled to limited duty. If the employee still refuses an in-house rehabilitation job offer after due process has been provided, terminate the limited duty assignment and direct the employee to personnel services office for other options available.

HBK EL-505, INJURY COMPENSATION, DECEMBER 1995
REHABILITATION PROGRAM

11.22 Responding to the Employee's Acceptance of the In-House Rehabilitation Job Offer
— *ICCO*

- When the employee accepts the job, initiate appropriate notification as outlined in 11.11, Responding to the Employee's Acceptance of the Job Offer.

In addition to sending a copy of the employee's report-to-duty letter, provide OWCP with a complete package that includes copies of the following:

- Job offer and acceptance.
- Job description.
- Supporting medical documentation.
- Report-to-duty letter.

HBK EL-505, INJURY COMPENSATION, DECEMBER 1995
REHABILITATION PROGRAM

11.23 Responding to the Injured Employee's Return to Work — ICCO

- When the injured employee assumes the new permanent assignment, monitor the employee's work and medical progress and initiate follow-up action as cited in 11.16, Monitoring the Injured Employee's Return to Work.

Exhibit 11.1

Office of Workers' Compensation Program's Role in Referring Employees to the Rehabilitation Program

The Office of Workers' Compensation Programs (OWCP) rehabilitation specialist has the overall managerial responsibility for developing and screening referrals of injured employees from all sources. In addition, private or state rehabilitation counselors acting as screeners (OWCP RC-Ss) in a contractual arrangement with OWCP may screen and evaluate referrals of employees and perform initial interviews. In addition to requests received from ICCOs, the rehabilitation specialist (RS) may identify possible program participants from other sources, such as the claims examiner (CE), computer-generated referral lists, health professionals, the injured employee, unions, or attorneys.

Screening

Once the employee has been identified as a possible participant, the RS or the OWCP RC-S screens the compensation file to review basic information regarding the employee's medical condition, physical capabilities, reemployment potential, and other data that will determine the course of the rehabilitation effort.

Within 5 days of receipt of the files, the RS sends an OWCP-3, *Rehabilitation Status Report*, indicating the actions planned for the employee. Copies of OWCP-3 are sent to the appropriate parties, including those cited below, for information:

- Designated area HR analyst. (The area HR analyst should furnish a copy to the senior IC specialist.)
- Injured employee and representative, if any.
- OWCP compensation file.

Initial Employee Contact

The RS or OWCP RC-S contacts an eligible employee by mail or telephone to arrange an initial interview to discuss rehabilitation services and explain reemployment. The RS or OWCP RC-S uses an OWCP-6, *Initial Interview Letter*, soliciting personal or phone contact. If the employee does not respond to the OWCP-6 within 21 days:

- The RS notifies the CE of the employee's noncooperation and requests the CE to take appropriate action. The first action of the CE is to send an OWCP-11, *Notification of Due Process for Failure to Cooperate*, to the employee.
- If the employee fails to respond to the notification letter within 30 days, the CE reduces compensation benefits to \$0 until the employee agrees to cooperate.

Interview With the Employee

The RS or OWCP RC-S conducts an interview with each employee by personal visit or telephone. The interview precedes any other services.

The quality of the initial interview depends on the ability of the RS or OWCP RC-S to communicate professional competence, a sense of urgency, and concern to the employee. The RS or OWCP RC-S must be able to listen effectively and ensure the following elements:

- The employee must be given an opportunity to express his or her feelings and other concerns that may interfere with the recovery process.
- The RS or OWCP RC-S must analyze and summarize the interview and clarify the rehabilitation process.
- The purpose of rehabilitation (i.e., to help a person get back to work) must be explained.
- The RS or OWCP RC-S stresses that training may not necessarily be included in the Rehabilitation Program.
- If the employee was previously approved for annuity by OPM, the RS advises the employee to contact the personnel services office for an explanation on the effects of reemployment on retirement benefits (see Exhibit 11.9d, Retirement Considerations).
- The RS or OWCP RC-S secures additional information, if needed, from the employee and discusses the next step in the rehabilitation process.

Determining Appropriate Action

Following the interview, services are either initiated to prepare the employee for a return to work, or are deferred, pending receipt of further medical or other information.

Usually, a rehabilitation counselor is assigned to facilitate the process; however, in some cases, a registered field nurse may be assigned by OWCP staff nurse to facilitate the medical management of the case.

OWCP Nurse Intervention Program

OWCP currently has a staff nurse assigned to each district office. When an injured employee has been in COP for 45 days, the CE automatically refers the case to the staff nurse for assignment to a field nurse to provide rehabilitation services within a 180-day period. The field nurse coordinates medical services and clarifies medical issues and obtains work restrictions. The injured employee is not required to participate in rehabilitation with the staff nurse. If the injured employee refuses such services, OWCP procedures call for the case to be referred back to the RS, where participation is mandatory.

HBK EL-505, INJURY COMPENSATION, DECEMBER 1995

REHABILITATION PROGRAM

Contact With Agency

Once work limitations are identified, the field nurse contacts the injured employee. The nurse will contact USPS district IC personnel to discuss identification of a modified job to accommodate the work restrictions. Ideally the field nurse meets with the IC personnel on site to identify possible job assignments for the injured employee.

If the claim file does not contain a current work restriction evaluation and a report of a medical evaluation conducted within the past year, the RS, OWCP RC-S, or staff nurse will notify the CE. The CE will obtain these documents before an official referral is made to the USPS.

SEE Chapter 6, Medical Management.

Closure of Referral Action

The RS or OWCP RC-S closes a referral by annotating the appropriate block of the OWCP-3, citing the reason for closure, and providing copies to all interested parties when rehabilitation services are considered inappropriate in the following cases:

- If unsuccessful attempts have been made to contact the employee (referred back to the CE).
- If the employee has already successfully returned to work with the USPS (e.g., limited duty).
- If the claim files have been previously referred to the RS or OWCP RC-S and there is no change from the previous condition.
- If the employee is permanently restricted to working less than 2 hours per day.
- If medical documentation does not indicate the employee can return to work at this time (referred back to the CE).

If the employee refuses to cooperate in recommended reemployment efforts, the RS or OWCP RC-S will take the following steps:

- If current medical information indicates that the employee can work at least 4 hours per day, the RS or OWCP RC-S informs the employee of the pertinent section of the Act.

Section 8113(b) states that “if an individual without good cause fails to apply for and undergo vocational rehabilitation” and “the wage-earning capacity of the individual would probably have substantially increased,” the Secretary may reduce compensation. Furthermore, Section 8106(c) states that “a partially disabled employee who refuses to seek suitable work or refuses or neglects to work after suitable work is offered to, procured by, or secured for him, is not entitled to compensation.”

- If the employee persists in refusing to participate, the RS completes an OWCP-3, *Injured Worker's Rehabilitation Status Report*, detailing the employee's failure to cooperate, recommends to the CE that compensation

HBK EL-505, INJURY COMPENSATION, DECEMBER 1995
REHABILITATION PROGRAM

be reduced to \$0, and closes the referral action. A copy of OWCP-3 is provided to the CE, and he or she then evaluates the employee's refusal and takes appropriate action.

Referral to a Rehabilitation Counselor by OWCP Rehabilitation Specialist

The OWCP RC is directed by the RS to provide rehabilitation services throughout the reemployment process and prepare monthly progress reports.

Initially, counseling and guidance focus on preparing the employee and easing the transition in returning to work, because frequently the employee has been away from work for a long time. There is usually a need to share concerns about the injury, the pain resulting from the injury, feelings about the loss of the preinjury job, and concerns about adjustment to work. The OWCP RC also provides the employee with information on benefits if a loss of salary occurs when accepting a new job.

Counseling services are continued after the employee returns to work to ensure that the employee has adjusted to the work environment.

In the rare instances when the RS performs these services directly with the employee, the RS is responsible for all those duties normally provided by the OWCP RC, such as counseling and guidance, coordination with the appropriate ICCO staff person, and follow-up.

The RS refers the employee to an OWCP RC through OWCP-35, *Routine Referral and Award*, which authorizes counseling, guidance, testing, and placement services by the OWCP RC. This form authorizes services for a specified dollar amount for up to 2 years of service unless the RS modifies the limit. Other documents in the referral package include:

- OWCP-3, *Injured Worker's Rehabilitation Status Report*.
- OWCP-5a, b, or c, *Work Capacity Evaluation*, with most current work restrictions.
- OWCP-9, *Rehabilitation Case Record*.
- Significant medical reports.

Actions Taken by OWCP Rehabilitation Counselor

The OWCP RC performs the following tasks:

- Meets with the employee, listens to his or her concerns, provides an understanding of the reemployment process, and ensures that the employee is prepared for return to work.
- Explains the purpose and process of reemployment or reassignment to the employee's treating physician, if needed.
- Ensures that current medical reports and work restrictions, if needed, are obtained from the treating physician. If there is a medical report from a second opinion specialist or impartial specialist, the CE determines which report carries the weight of medical evidence.

HBK EL-505, INJURY COMPENSATION, DECEMBER 1995

REHABILITATION PROGRAM

- Evaluates the feasibility of the employee's reemployment based on all information available.
- Recommends any additional services to assist in proper reemployment.
- Coordinates with the ICCO and the RS and discusses any major obstacles to reemployment with the RS.
- Facilitates the employee's transition back to work through open and objective communication with all parties involved with the employee.
- Serves as a liaison between employee's treating physician and the USPS in developing a rehabilitation job.
- Evaluates the suitability of the proposed job offer before the pre-reemployment interview of the employee.

Referral to the USPS

When it is determined that the employee is a candidate for participation in the rehabilitation program, the RS sends a referral package to the area IC office or the ICCO at the originating installation. An OWCP-3 is used as the official referral for reemployment or reassignment under the rehabilitation program. The case is considered referred to the USPS only when the RS signs the OWCP-3 and places an "X" in the "Placement — Previous Employer" box. A copy of the referral is sent to the designated area HR analyst for monitoring.

Injured employees under FECA are entitled to compensation at the total disability rate while in a rehabilitation program. The RC will request the CE to continue total disability benefits during the rehabilitation efforts.

An employee receiving compensation for a scheduled award can receive rehabilitation services; however, an employee who is concurrently receiving an OPM annuity with the scheduled award is not entitled to OWCP rehabilitation services (since the person would not otherwise be entitled to disability compensation).

HBK EL-505, INJURY COMPENSATION, DECEMBER 1995
REHABILITATION PROGRAM

Exhibit 11.4a

Sample Letter: Task Force Review Letter

[U.S. Postal Service Letterhead]

___[date]___
___[name]___ (employee's physician)
___[street address]___
___[city, state, ZIP Code]___

RE: _____

CLAIM #: _____

Dear Dr. ___[name]___:

Our records reflect that you are providing medical care to our above mentioned former employee for the job-related injury [he/she] sustained on ___[date]___.

Mr./Mrs. ___[name]___ has chosen to receive Workers' Compensation benefits under the Federal Employees' Compensation Act (FECA). ___[He/She]___ is not receiving retirement benefits.

Federal employees receiving benefits under FECA are required by statute to return to either their former or alternate work, when medically able. They are also to inquire of their treating physicians the earliest date they may return to work. The employer is required to demonstrate that suitable work is made available to the injured employee in accordance with medical capabilities.

In keeping with our obligation, we request that you complete the enclosed form to provide the employee's work restrictions and return it to this office as soon as possible. When completing the form, please document the physical limitations currently imposed on your patient's life activities *both on and off* the job. Please be aware that we can create alternative work that will simulate these limitations. Enclosed is a self-addressed stamped envelope.

Thank you for your cooperation to this matter.

Sincerely,

___[signature]___
___[name]___
Human Resources Analyst

Enclosures: CA-17
Postage-paid envelope

cc: Employee

HBK EL-505, INJURY COMPENSATION, DECEMBER 1995
REHABILITATION PROGRAM

Exhibit 11.4b

Sample Letter: Employee Scheduling for Pre-reemployment or Reassignment Medical Examination

[U.S. Postal Service Letterhead]

Date:

Our Ref:

Subject:

To: ___[injured employee's name]___
 ___[street address]___
 ___[city, state, ZIP Code]___

Dear ___[name]___:

This is in reference to the job-related injury you sustained on ___[date]___. As a result of this injury, you are being considered for ___[reemployment or reassignment]___ under the provisions of the Rehabilitation Program. To facilitate this effort, we have scheduled a ___[pre-reemployment or reassignment]___ medical examination for you. You are to report to:

Name of Doctor: _____

Address: _____

Phone: _____

Date: _____

Time: _____

It will be helpful if you will bring current medical documentation from your treating physician. Such documentation should include:

1. Diagnosis.
2. Dates of treatment.
3. Prognosis.
4. Results of pertinent medical studies.
5. Specific work restrictions (if any) and their duration.
6. Prescribed medication, including that which is (would be) required while working.
7. Date of anticipated return to work (either full or modified duty).
8. Medical justification for current disability (either total or partial).

HBK EL-505, INJURY COMPENSATION, DECEMBER 1995
REHABILITATION PROGRAM

During the course of this examination, it may be medically determined that additional testing is warranted. Therefore, please allow additional time for these studies. Please call the above-listed phone number to confirm your appointment with Dr. ____[name]____ at least 48 hours before the appointment date.

As indicated above, this examination is critical to the rehabilitation program effort. Failure to cooperate in this effort will be brought to the Office of Workers' Compensation Programs' (OWCP) attention for action deemed necessary.

Sincerely,

____[signature]____

____[name]____

Manager, Human Resources

cc: OWCP Claims Examiner, RS, and/or Rehabilitation Counselor
Examining Physician

[Note: Two copies of this letter are to be mailed to the employee as follows:

- Original: Regular mail
- Copy: Certified mail, return receipt requested.]

HBK EL-505, INJURY COMPENSATION, DECEMBER 1995
REHABILITATION PROGRAM

Exhibit 11.6a

Sample Letter: Request for Concurrence on a Management Refusal

SUBJECT: Request for Concurrence on Refusal to Extend a Job Offer

TO: MANAGER, SAFETY AND RISK MANAGEMENT
USPS HEADQUARTERS RM 9801
475 L'ENFANT PLAZA SW
WASHINGTON DC 20260-4232

THROUGH: ___[appropriate functional manager]___
___[designated area human resources analyst]___

This is in reference to the below cited Rehabilitation Program candidate:

Name: _____

SSN: _____ Claim No: _____

It is our recommendation that a job offer not be extended to Mr./Ms. ___[name]___ for the following reason:

- Work restrictions are too severe. [Attach a copy of the pre-reemployment/reassignment medical examination (Form 2485), other supporting medical information within 1 year (if any), and a detailed explanation of the reasons an accommodation cannot be made.]
- Non-job-related medical reasons. [Attach a copy of the Form 2485, other medical documentation within 1 year (if any), and a detailed explanation.]
- Prior employment record. [Justification must be fully documented on a separate sheet.]

We request your concurrence on our recommendation in order to close this rehabilitation effort.

CONCUR: _____[signature]_____ ___[district/plant]___ Manager___

_____ [functional]_____ Manager___

CONCUR: _____[signature]_____ Area Human Resources Analyst

CONCUR: _____[signature]_____ Manager, Safety and Risk Management

Exhibit 11.6b

Loss of Wage-Earning Capacity

Formal LWEC Decisions

Federal Employees' Compensation Act (FECA) 5 U.S.C. 8115(a) provides compensation for the reduction of compensation to reflect a worker's earning capacity (see also 20 CFR 10.303).

The law provides for payment of compensation based upon loss of wage-earning capacity (LWEC) for permanent effects of an injury, i.e., the injured employee has reached maximum medical improvement but still continues to have residuals from the job-related injury. 20 CFR 10.303 states that an injured employee who is unable to return to the position held at the time of injury, or to earn equivalent wages, but who is not totally disabled for all gainful employment is entitled to compensation computed on LWEC (see FECA PM 2-813).

The Office of Workers' Compensation Programs (OWCP) claims examiner determines the employee's LWEC entitlement. This compensation is paid on the basis of the difference between the employee's capacity to earn wages and the current wages of the job held at time of injury. The "Shadrick" formula is used by OWCP to determine an injured employee's wage-earning capacity (see FECA PM 2-900).

As mentioned elsewhere, the USPS should request OWCP to consider issuing an LWEC decision in certain cases. It is important, however, that the ICCO ensure that such requests are appropriate. The fact that an employee may be eligible for LWEC based on a selected (or constructed) position in no way negates management's obligation to make a good faith job offer to an injured employee. Every effort must be made to identify suitable assignments and, when necessary, management refusal actions must be in compliance with procedures outlined in 11.6, Initiating Management Refusal Action.

LWEC is based on the following criteria:

- *Failure to cooperate with the early stages of the rehabilitation process.* CFR 10.124(f) provides that if an injured employee refuses to participate in rehabilitation after being directed to do so, OWCP may assume, in the absence of evidence to the contrary, that rehabilitation would have resulted in reemployment with no loss of earnings, and compensation may be adjusted to \$0. However, there is no reduction to \$0 if a training or job placement program is identified before the employee's refusal to cooperate. In these cases, the LWEC, even with failure to cooperate, is based on the earnings of jobs identified, not reduced to \$0.
- *Actual earnings.* When an injured employee returns to alternative employment with an actual wage loss, OWCP claims examiner must determine whether the earnings in the alternative employment fairly and reasonably represent the employee's wage-earning capacity. If the earnings do fairly and reasonably represent the injured employee's wage-earning capacity, the claims examiner should prepare a formal LWEC decision.

HBK EL-505, INJURY COMPENSATION, DECEMBER 1995
REHABILITATION PROGRAM

Since it is USPS policy to make injured employees whole (no loss of earnings) upon reemployment or reassignment under the rehabilitation program, the employee's compensation should be adjusted to \$0 unless the employee is not capable of working his or her normal schedule (e.g., less than 8 hours per day).

- *Selected position.* In determining the type of work a permanent partially disabled employee can perform, an OWCP claims examiner selects a specific job, taking into consideration several determination factors. These include:
 - Nature and degree of injury-related disability (and any other disability that preceded the injury).
 - Work limitation resulting from injury-related and preceding disabilities.
Note: OWCP only takes into account disability conditions that pre-existed the injury. Disabling conditions which develop subsequent to the injury are *not* taken into account.
 - Usual or former employment.
 - Age and education of the employee.
 - Qualifications for other employment, i.e., experience.
 - Availability of suitable employment in the employee's geographical area.
 - Any other factors which may affect the employee's earning capacity.
- *Estimated earning capacity (as a last resort).* When *extensive* rehabilitation efforts do not succeed, the injured employee's wage-earning capacity is determined on the basis of a minimum of two positions deemed suitable but not actually held. In making this determination, the test is whether the injured employee's wage-earning capacity based on the selected jobs appears reasonable when considering the following factors specified in 5 U.S.C. 8115:
 - The nature of the injury.
 - The degree of physical impairment (including impairments resulting from both injury-related and preexisting conditions — any conditions arising after the compensable injury should not be considered).
 - The usual employment.
 - The injured employee's age.
 - Qualifications for other employment (including education and previous employment and training as well as work limitations imposed by the injury-related and preexisting impairments).
 - The availability of suitable employment. This is usually evaluated with respect to the area where the injured employee resides at the time of determination rather than the area of residence at the time of injury. However, when the employee voluntarily moves to an isolated locality with few job opportunities, the question of availability should be applied to the area of residence at the time of the injury. If the employee is required to move because of health conditions caused by the injury or that

HBK EL-505, INJURY COMPENSATION, DECEMBER 1995
REHABILITATION PROGRAM

predated it, availability must be considered with respect to the new area of residence.

- Other factors or circumstances. These may include the employee's aptitude for acquiring new skills, general appearance, personality factors, ability to adjust to the handicap, the industrial realities in the area where the employee is to be rated, other skills possessed by the employee, mental alertness, and the need for a license.

Modification of Formal LWEC Decisions

Once an LWEC decision has been issued, basic criteria must be met before any further change in compensation can be made. The criteria used by OWCP for modifying a formal LWEC are explained in FECA PM 2-813. These criteria are:

- The original rating was in error.
- The claimant's medical condition has changed.
- The claimant has been vocationally rehabilitated.
- A wage increase of 25 percent or greater has occurred.

HBK EL-505, INJURY COMPENSATION, DECEMBER 1995
REHABILITATION PROGRAM

Exhibit 11.7a

Sample Letter: Request for Identification of Rehabilitation Position

With Variants for Specific Addresses

SUBJECT: Potential rehabilitation program Participant —
____[name of injured employee]____

TO: _____[appropriate functional manager
or
management team members]_____

This is in reference to ____[name of injured employee]____, who was injured on ____[date of injury]____, when ____[give brief description of how injury happened]____.

As a result of this job-related injury, Mr./Ms. ____[name]____ is permanently partially disabled and is being considered for placement under the rehabilitation program. Mr./Ms. ____[name]____'s work restrictions are as follows:

____[List medically defined work restrictions]____

At the time of injury, Mr./Ms. ____[name]____ was a ____[position title]____, assigned to ____[name of work site]____, and worked on tour ____[number]____. Mr./Ms. ____[name]____'s last day in a work status was ____[date]____.

Your assistance is requested in identifying an assignment consistent with Mr./Ms. ____[name]____'s medical limitations. When identifying such an assignment, please bear in mind management's responsibility to minimize any adverse effect on the employee. Whenever possible, placement should be made in the same craft, facility, and tour in which the employee was assigned at the time of the injury/disability. When this is not possible, further consideration should be given in the order of priority cited on attachment.

[The next paragraph will vary depending on the addressees.]

[When addressed to a specific functional manager:]

If you have any questions and/or require assistance in identifying a suitable assignment, please contact ____[name and phone number of injury compensation control office person handling the case]____. It would be appreciated if your response was received by ____[date response needed]____.

[When addressed to management team members:]

This rehabilitation program effort will be discussed at the next management team meeting scheduled for ____[date and time of meeting]____. The meeting will be held in ____[location]____.

HBK EL-505, INJURY COMPENSATION, DECEMBER 1995
REHABILITATION PROGRAM

Thank you for your assistance in this matter.

____[signature]____

Senior Injury Compensation Specialist

Attachment: Rehabilitation Assignment Priority [see Exhibit 11.7b].

HBK EL-505, INJURY COMPENSATION, DECEMBER 1995
REHABILITATION PROGRAM

Exhibit 11.7b

Rehabilitation Assignment Priority

Whenever possible, assign qualified employees to rehabilitation job assignments duty in *their regular craft, during regular tour of duty, and in their regular work facility.*

Prioritize the rehabilitation job assignment in the following manner:

- To the extent that there is adequate work available within the employee’s work limitation tolerances, within the employee’s craft, in the work facility to which the employee is regularly assigned, and during the hours when the employee regularly works, that work constitutes the rehabilitation job assignment to which the employee is assigned.
- If adequate duties are not available within the employee’s work limitation tolerances in the craft and work facility to which the employee is regularly assigned within the employee’s regular hours of duty, other work may be assigned within that facility.
- If adequate work is not available at the facility within the employee’s regular hours of duty, work outside the employee’s regular schedule may be assigned as rehabilitation. However, all reasonable efforts must be made to assign the employee to a rehabilitation job assignment within the employee’s craft and to keep the hours of the rehabilitation job assignment as close as possible to the employee’s regular schedule.
- An employee may be assigned rehabilitation outside of the work facility to which the employee is normally assigned only if there is not adequate work available within the employee’s work limitation tolerances at the employee’s facility. In such instances, every effort must be made to assign the employee to work within the employee’s craft within the employee’s regular schedule and as near as possible to the regular work facility to which the employee is normally assigned.

If it is necessary to change any of the elements to meet the employee’s physical limitations or to provide the employee with suitable work, the elements must be changed in this specific order:

Priority of Choice	Regular Craft	Regular Tour	Regular Facility
1st	Within	Within	Within
2nd	Outside	Within	Within
3rd	Within	Outside	Within
4th	Outside	Outside	Within
5th	Within	Within	Outside
6th	Outside	Within	Outside
7th	Within	Outside	Outside
8th	Outside	Outside	Outside

HBK EL-505, INJURY COMPENSATION, DECEMBER 1995

REHABILITATION PROGRAM

Exhibit 11.7c

Contractual Obligations for Rehabilitation Positions

Reemployment or reassignment must be in compliance with applicable collective bargaining agreements. Individuals so reemployed or reassigned must receive all appropriate rights and protection under the newly applicable collective bargaining agreement.

When preparing to make a job offer, ensure that contractual obligations have been addressed.

Employee Status

These obligations include the following:

- If a current employee is accommodated in his or her current position, his or her status will remain the same.
- If a current employee is reassigned or a former employee reemployed, he or she may work as an unassigned regular or as a part-time flexible employee.
- If a partially recovered current or former employee is reassigned or reemployed to a different craft to provide appropriate work, he or she will not normally be assigned to a residual vacancy when it impairs the seniority rights of a part-time flexible employee.

Compliance under the Snow Arbitration Decision Case No. HOC-3N-C-418 must be met, i.e., assignments of partially recovered employees across craft lines cannot be made to the detriment of part-time flexible employees. This means that if there are part-time flexible employees in the same craft where the recovered employee is to be assigned, he or she normally must be made the junior part-time flexible employee.

However, the USPS guarantees that these employees do not lose pay as a result of the assignment. Because they are entitled to at least the number of workhours earned at the time of injury, it would benefit the USPS to schedule the employee the same number of hours as his or her former assignment and receive the current rate of pay in the part-time flexible pay schedule that was earned at the time of injury.

Note that the part-time flexible schedule pays a higher hourly rate that compensates for not getting holiday pay. The end result is that the part-time flexible is paid an hourly rate higher than the full-time regular position but the annual pay remains the same.

Minimum qualification requirements, including written examinations, may be waived in individual cases for former or current employees injured on duty and considered for reemployment or reassignment. When there is evidence, including that submitted by the medical officer, that the employee can be expected to perform satisfactorily in the position within 90 days after assignment, one of the following may grant a waiver:

HBK EL-505, INJURY COMPENSATION, DECEMBER 1995
REHABILITATION PROGRAM

- For Headquarters and Headquarters field unit positions, the vice president of Human Resources.
- For area positions, an area HR manager.
- For other field positions, a district HR manager.

Seniority

Former employees who are reemployed into bargaining unit positions or current career employees who are reassigned into such positions are credited with seniority in accordance with the collective bargaining agreement covering the position to which they are assigned.

HBK EL-505, INJURY COMPENSATION, DECEMBER 1995
REHABILITATION PROGRAM

Exhibit 11.8a

Sample Modified Job Description

Rehabilitation Program Job Description for Patty P. Peachtree

TITLE: Clerk, Distribution (Modified), Part-Time Flexible
LOCATION: Tree Grove Station
TOUR: Tour 2 (07:30 a.m. – 04:00 p.m.)

Duties to Be Performed

Casing mail at a modified distribution case (sorts mail into pigeonholes). Note: Employee will not be required to lift trays of mail. Trays will be placed on ledge of case for the employee.

Physical Activity Required to Perform Duties

Intermittent sitting in a chair with a back support for no more than 2 hours at a time, reaching no higher than shoulder level, lifting no more than 5 pounds.

Other duties that may be assigned include:

- Answering phones.
- Rewrapping damaged parcels.

Other duties, when assigned, will require activity not to exceed lifting of more than 10 pounds, sitting for more than 2 hours in a chair with a back support, reaching above shoulder level, or walking for more than 1 hour. Employee will not be required to bend, squat, or kneel.

Environmental Factors

All work performed inside in a heated or air-conditioned work area.

Other Factors

[Describe any other factors that may be pertinent to the specific case, e.g., exposure to chemicals, etc.]

HBK EL-505, INJURY COMPENSATION, DECEMBER 1995
REHABILITATION PROGRAM

Exhibit 11.8b

Request for Medical Review of Proposed Job Description

[U.S. Postal Service Letterhead]

___[date]___
___[name]___
___[street address]___
___[city, state, ZIP Code]___

Dear Doctor ___[name of reviewing physician]___:

This is in reference to Mr./Ms. ___[name]___, who was injured in the course of [his/her] employment with the U.S. Postal Service on ___[date of injury]___. As a result of this injury, Mr./Ms. ___[name]___ is considered permanently partially disabled.

In view of the above, Mr./Ms. ___[name]___ is being considered for permanent placement in a modified assignment that will accommodate his or her limitations. A proposed job description has been prepared in accordance with the work restriction evaluation report, which was completed by ___[“you”/name of physician who completed the report]___, on ___[date report was completed]___. Copies of both the proposed job description and the work restriction evaluation report are attached.

In order to facilitate Mr./Ms. ___[name]___'s placement, your assistance is requested. It would be most appreciated if you would review the attached documents and determine if the proposed job description is in compliance with Mr./Ms. ___[name]___'s work restrictions. For your convenience, you may respond by completing the lower portion of this letter. A self-addressed return envelope is also enclosed. A response by ___[date response is needed]___ would be extremely helpful.

Thank you for your attention to this matter.

Sincerely,

___[signature]___
___[name]___
Senior Injury Compensation Specialist

Attachments: Proposed Job Description
Work Restriction Evaluation

I have reviewed the proposed job description and, in my opinion:

___ It is in compliance with Mr./Ms. ___[name]___'s restrictions
___ It is not in compliance with Mr./Ms. ___[name]___'s restrictions. The job description should be revised as follows: ___[details of proposed revision]___.

(Signature of Reviewing Physician)

(Date)

cc: Employee

HBK EL-505, INJURY COMPENSATION, DECEMBER 1995
REHABILITATION PROGRAM

Exhibit 11.8c

Sample Letter: Rehabilitation Program Job Offer

[U.S. Postal Service Letterhead]

Date:

Our Ref:

Subject: Reemployment/Reassignment Offer

To: ___[injured employee's name]

___[street address]___

___[city, state, ZIP Code]___

RE: OWCP Claim No.

Certified No. _____

Based on the positive results of your pre-reemployment/reassignment physical examination conducted on ___[date]___, we are offering you the following position:

Modified Distribution

<u>Clerk — Full-Time</u>	<u>5</u>	<u>0</u>	<u>\$31,766 (incl. cost of living allowances)</u>
Title	Grade	Step	Salary
<u>Tree Grove, GA</u>	<u>2</u>	<u>0750 – 1600</u>	<u>Sun/Mon</u>
Post Office	Tour	Time	Days Off

The duties of the proposed position are outlined on the attached job description and are in strict compliance with your medically defined work limitations. Your work limitations are as follows:

[List work restrictions.]

Please review the attached job description, indicate your decision by signing in the appropriate space below, and return this letter within 10 days following receipt. A self-addressed return envelope is enclosed for your convenience.

If you believe that this position is not a proper restoration, you may appeal to the Merit Systems Protection Board (MSPB) as outlined in 5 CFR 353. Such an appeal must be submitted to MSPB within 30 days after the date of offer, or 30 days after the date of reemployment/reassignment, whichever is later.

If you refuse to accept this reemployment/reassignment offer, we will so advise the Office of Workers' Compensation Programs (OWCP) for whatever action they deem necessary. Further entitlement to compensation benefits may be affected.

Should you have any questions before making a decision, you may contact ___[name of ICCO person handling case]___ at ___[telephone number]___.

___[signature]___

___[name]___

Manager, Human Resources

Attachment: Sample Modified Job Description [See Exhibit 11.8a.]

HBK EL-505, INJURY COMPENSATION, DECEMBER 1995
REHABILITATION PROGRAM

I ACCEPT YOUR POSITION OFFER

I REFUSE YOUR POSITION OFFER FOR THE
REASONS CITED BELOW

Signature

Signature

Date

Date

Comments: _____

cc: Rehabilitation Counselor
OWCP Claims Examiner
Area Human Resources Analyst

HBK EL-505, INJURY COMPENSATION, DECEMBER 1995
REHABILITATION PROGRAM

Exhibit 11.9a

Sample Letter: Employee Scheduling for Pre-reemployment or Reassignment Interview

[U.S. Postal Service Letterhead]

Date:

Our Ref:

Subject:

To: ___[injured employee's name]___
 ___[street address]___
 ___[city and state]___

OWCP Claim No. _____

Certified No. _____

Dear Mr. or Ms. ___[name]___:

This is in reference to your job-related injury which you sustained on ___[date of injury]___. After a careful review of the most recent medical information, we have determined that you may be eligible for placement in a permanent assignment under the Rehabilitation Program.

To discuss the possibility of your ___[reemployment/reassignment]___, an appointment for an interview as been scheduled for you at the date, time, and location cited below. A job description has been prepared in strict compliance with your medically defined work limitations. The job description, along with a job offer, will be discussed during the interview.

Date: _____

Time: _____

Location: _____

I am looking forward to explaining the Rehabilitation Program to you and discussing the possibility of your ___[reemployment/reassignment]___ within the U.S. Postal Service. If you are unable to keep this appointment, please contact me at ___[ICCO phone number]___. Please be aware that failure to appear for this appointment and/or contact this office may adversely affect your entitlement to future Office of Workers' Compensation Programs (OWCP) compensation benefits.

Sincerely,

___[signature]___

___[name]___

___[ICCO person handling the case]___

cc: ___[Interview attendees]___

HBK EL-505, INJURY COMPENSATION, DECEMBER 1995
REHABILITATION PROGRAM

Exhibit 11.9b

Pre-reemployment or Reassignment Employee Interview Checklist

1. Explain the specific duties required of the position that is being offered under the Rehabilitation Program.
2. Explain the physical requirements demanded of the position. (If applicable, advise employee that the job description was reviewed by a physician (name the physician) who determined that the proposed duties were in compliance with the employee's work restrictions.)
3. Inform employee of the location of the work facility and work schedule being assigned.
4. Explain fully all restoration rights, responsibilities, and benefits upon reemployment:
 - *Employee status seniority.* These are based upon provision of the applicable U.S. Postal Service collective bargaining agreements covering the position to which the employee is being assigned.
 - *Probation period.* Reemployed individuals who have completed their probationary periods, or individuals who would have completed their probationary periods but for their compensable injuries, are not required to serve a new probationary period.
 - *Leave credit.* Total time on Office of Workers' Compensation (OWCP) rolls will be creditable for computing leave rate accrual.
 - *Salary determination.* This is based upon the position to which the individual is reemployed/reassigned.
 - *Retirement:*
 - A separated (nonretired) employee who returns to work, either part time or full time, receives full credit for time spent on FECA rolls, but his or her family may be left without survivor's benefits in event of death.
 - An employee who has applied for and been approved for retirement, even if he or she receives Federal Employees' Compensation Act (FECA) benefits and never receives disability annuity, will not always receive credit for time spent on FECA rolls when returning to work. In this case, future retirement benefits are determined in accordance with 5 U.S.C. 8344(a).
 - *Bid rights.* Reemployed/reassigned individuals may bid on other positions provided they meet the physical requirements of the job. If a Rehabilitation Program employee is a successful bidder on another position, the employee will no longer be a Rehabilitation Program participant unless the employee's work restrictions continue.

HBK EL-505, INJURY COMPENSATION, DECEMBER 1995
REHABILITATION PROGRAM

- *Medical Treatment.* The individual is entitled to continued medical treatment, if needed, as a result of the injury.
 - *Disability Retirement.* The individual is entitled to apply for these benefits if, after returning to work, he or she is medically determined to be permanently disabled from performing any type of work.
5. Inform the employee of the time required for receipt of acceptance or declination of job offer before follow-up action is initiated (usually 2 weeks).
 6. Inform the employee that refusal of a valid job offer may result in termination or reduction of OWCP benefits.
 7. Document the date the pre-reemployment/reassignment interview was held and other pertinent information relating to the interview.

HBK EL-505, INJURY COMPENSATION, DECEMBER 1995 REHABILITATION PROGRAM

Exhibit 11.9c

Restoration Rights and Benefits

The U.S. Postal Service has legal responsibilities to employees with job-related disabilities under 5 U.S.C. 8151 and the Office of Personnel Management (OPM) regulations.

Upon full recovery, former and current injured employees will be returned to their regular or former (or equivalent) positions as stated in Chapter 4, Claims Management. All rights and benefits that the employee would have had or have acquired in the regular or former position had there been no injury or disability are restored.

Upon partial recovery, former employees being reemployed and current employees being reassigned under the provisions of the Rehabilitation Program are entitled to the following rights and benefits:

- *Probationary period:* Individuals who have completed their probationary periods, or would have completed their probationary periods but for their compensable injuries, are not required to serve a new probationary period.
- *Leave credit:* For purposes of computing leave rate accrual, former employees who were eligible to accrue leave are credited, upon reemployment, with the total time compensation was received from Office of Workers' Compensation Programs (OWCP).
- *Retirement benefits:* See Exhibit 11.9d, Retirement Considerations.
- *Salary determination:* The following salary restoration criteria must be met for both reemployment and reassignment of former and current employees. Note: the term grade or step, as used below, means grade or salary for individuals in a nonstep salary schedule.
 - *Reemployment or reassignment to the grade or step at time of disability.* Individuals receive the current salary for that grade and the step that the individual would have acquired had there been no injury or disability.
 - *Reemployment or reassignment to a higher grade.* Individuals placed in a position with a grade higher than that of the position held at time of disability are placed at the current salary for the grade or step that the individual would have acquired had there been no injury or disability.
 - *Reemployment or reassignment to a lower grade.*
 - *The salary below maximum of lower grade.* The individual will be placed in any higher step in the lower grade less than one full step above the current salary for the grade or step that the individual would have acquired had there been no injury or disability.

HBK EL-505, INJURY COMPENSATION, DECEMBER 1995
REHABILITATION PROGRAM

- *Salary above maximum of lower grade.* In those cases where the current salary for the grade or step that the individual would have acquired had there been no injury or disability exceeds the maximum salary of the lower grade position, the employee is afforded a saved rate at the higher grade and step salary. These saved-rate provisions apply for an indefinite period and are subject to the rules of the salary schedule assigned for the following employees:
 - Former career employees who are being reemployed under the provisions of the rehabilitation program.
 - Current career employees who accept a job offer and are permanently reassigned because of a job-related injury.
 - Limited duty career employees who are permanently reassigned because of a job-related injury.
- *Reemployment or reassignment to a position in a different salary schedule.* When an individual is reemployed or reassigned to a position in a salary schedule different from the schedule under which the employee was paid at the time of injury or disability, the individual is treated under the following rules, applicable to the new salary schedule:
 - The individual is reemployed or reassigned at the grade appropriate for the position to which he or she was reemployed or reassigned.
 - The individual is placed in any higher step in the new grade less than one full step above the current salary for the grade or step the individual would have acquired had there been no injury or disability.
 - If reemployment or reassignment is to a nonstep schedule, the individual is placed at a salary plus any salary increases the individual would have acquired had there been no injury or disability. Merit salary increases (546.142 (3) (b)) are based on the most recent performance rating before the injury or disability.
 - If the current salary for the grade the individual would have acquired had there been no injury or disability exceeds the maximum salary of the new grade, the individual is given a saved rate. These saved-rate provisions apply for an indefinite period and are subject to the rules of the salary schedule to which assigned for the following employees:
 - Former career employees.
 - Limited duty career employees.
 - Current career employees who have accepted a job offer and are reassigned to a lower grade because of a job-related injury.
 - *Former position under a different salary schedule.* If the position held at the time of injury or disability is no longer under the same salary schedule, the current salary for the former grade or step is determined for Headquarters and Headquarters field units by the vice president of Human Resources (HR); for area positions, the area HR managers; and for field positions, the district HR manager within the district boundaries.

HBK EL-505, INJURY COMPENSATION, DECEMBER 1995
REHABILITATION PROGRAM

- *Step increases:*
 - Upon reemployment under the provisions of the Rehabilitation Program, former employees are assigned a new waiting period for step or merit increases.
 - Upon return to work or reassignment, current employees who were in a LWOP-IOD status receive credit for the period of absence as if duty with the USPS had been continuous for step increase purposes. The date assigned is based on the effective date for the most recent step, merit, or equivalent increase the individual would have acquired had there been no injury or disability.
 - Upon reassignment of limited duty employees, standard step increase procedures apply.

HBK EL-505, INJURY COMPENSATION, DECEMBER 1995

REHABILITATION PROGRAM

Exhibit 11.9d

Retirement Considerations

Employee Notification

Ensure that the potential Rehabilitation Program participant is advised during the pre-reemployment interview of the effect the reemployment will have on future retirement benefits.

Disability Annuitant Status Ceases

The reemployment status of a disability annuitant is determined by the continuing nature of his or her disability annuity and restoration of that individual's wage-earning capacity. The disability annuitant status will cease if the individual meets the following conditions:

- Reemployed to full-time employment.
- Deemed recovered, restored to earning capacity, or found administratively recovered by Office of Personnel Management (OPM).

Individuals whose disability annuitant status ceases will receive credit for time spent on Office of Workers' Compensation Programs (OWCP) rolls during periods of separation, and they will be covered by the same retirement system they were entitled to before the separation. Their future retirement benefits will be based on their reemployment.

Disability Annuitant Status Remains

A disability annuitant status will remain if the individual meets the following conditions:

- Reemployed to part-time employment (working less than full time).
- Receiving compensation from OWCP during reemployment.

Example: A former full-time distribution clerk with disability annuitant status partially recovers from a compensable job-related injury and is reemployed under the Rehabilitation Program. However, medical restrictions limit work to 20 hours per week. In this case, wage-earning capacity has not been restored because the employee is unable to earn wages equivalent to wages of the position held at the time of injury or disability.

These individuals will not receive credit for the period of separation during which the annuitant received OWCP benefits. For reemployment purposes, OPM considers these former employees to be "reemployed annuitants." Although they will be placed under the same retirement system, they were covered by before their separation, retirement deductions for Civil Service Retirement System (CSRS) reemployed annuitants are optional. CSRS annuitants must file an election to have CSRS deductions withheld from their pay during reemployment. This option does not apply to Federal Employees' Retirement System (FERS) disability annuitants. FERS reemployed annuitants will have retirement

HBK EL-505, INJURY COMPENSATION, DECEMBER 1995

REHABILITATION PROGRAM

contributions withheld during their period of reemployment. Personnel offices must refer to subchapter 100 of the *OPM CSRS and FERS Handbook for Personnel and Payroll Offices* for guidance when hiring reemployed annuitants.

Reinstatement of Eligibility

Reemployed annuitants continue to maintain their OPM annuitant status. Consequently, upon separation from reemployment, they are eligible for:

- Their disability annuity, plus any cost-of-living allowances granted retirees during the period they were not receiving an annuity.
- If they complete the equivalent of at least 1 year of full-time employment, a supplemental annuity based on their period of reemployment.
- If they complete the equivalent of at least 5 years of full-time employment, their annuities redetermined to include all periods of service, including the time spent on OWCP rolls during the period of separation.

Former annuitants reemployed under the procedures in this chapter may be entitled to the restoration of disability retirement status if they are later found unable to perform successfully in the new position because of the original compensable injury or disability and are again separated.

Job Offer Made But Individual Fails to Cooperate

A former employee who has an approved OWCP disability claim and an approved disability retirement on file with OPM has the right to elect benefits from either OWCP or OPM. Once the employee has elected OWCP benefits, any subsequent election should be initiated by either OWCP or the injured employee.

With the above in mind, the senior injury compensation (IC) specialist must ensure that any communication regarding the job offer or the employee's failure to cooperate in the rehabilitation effort originating from the injury compensation control office (ICCO) does not include any reference to an election of OPM benefits. OWCP will not consider the employee to have made an informed election of benefits unless the employee was advised by OWCP that the job is considered to be suitable, and notified of the consequences of a refusal without reasonable cause.

If the employee decides not to accept the job offer or fails to cooperate in the rehabilitation effort, an election of OPM benefits will be offered when appropriate by OWCP, and the employee may voluntarily elect to receive OPM disability annuity.

OPM Notification

Upon reemployment of a disability annuitant (or in advance, if possible), the senior IC specialist must ensure that the Office of Personnel Management (OPM) is notified. OPM must be notified in all cases where the reemployed individual

HBK EL-505, INJURY COMPENSATION, DECEMBER 1995
REHABILITATION PROGRAM

was previously approved for an annuity, even in cases where it was waived in lieu of OWCP benefits. Failure to notify OPM may adversely affect the employee's future retirement benefits.

Separated Employee Status

- Former employees who were separated from the USPS but *who did not apply for a disability annuity* will receive retirement credit for all time spent on OWCP rolls, including periods of separation.
- Former employees who were separated from the USPS but *who did apply for disability annuity will not* receive retirement credit for any time spent on the OWCP roles, including periods of separation.

Current Employee Status

Current employees (never separated from the U.S. Postal Service) will receive retirement credit for all time spent on OWCP rolls while in an LWOP-IOD status.

Additional Guidance

See Exhibit 11.9e, Questions and Answers on Retirement Credit for Time Spent in Receipt of OWCP Benefits.

HBK EL-505, INJURY COMPENSATION, DECEMBER 1995
REHABILITATION PROGRAM

Exhibit 11.9e

Questions and Answers on Retirement Credit for Time Spent in Receipt of Office of Workers' Compensation Programs Benefits

General Service Credit

- Q. *Does a retiring employee receive full credit in his or her retirement computation for periods of leave without pay (LWOP) and separation during which he or she receives Office of Workers' Compensation (OWCP) benefits?*
- A. Yes. As long as the period(s) involved occurred before the separation on which eligibility to the annuity is based, this service is available as service credit for purposes of eligibility, average salary, and length of service.
- Q. *Is there any purpose for which a period of separation during which the employee received OWCP benefits cannot be credited?*
- A. Yes. A period of separation cannot be credited in meeting the 1-year-out-of-2 provision of Civil Service Retirement System (CSRS), irrespective of the separated employee's entitlement to OWCP benefits.
- Q. *What is the 1-year-out-of-2 provision?*
- A. Under the 1-year-out-of-2 provision, a CSRS employee must complete 1 year of creditable service subject to retirement deductions in the 2 years immediately preceding his or her separation before being eligible for a nondisability retirement based on that separation. Federal Employees' Retirement System (FERS) does not have the same requirement.

Employees and Annuitants

- Q. *What is the difference between a separated employee and an annuitant?*
- A. A separated employee is a former federal employee who was covered by either CSRS or FERS. An annuitant is a separated employee who has applied for and received either a CSRS or FERS annuity on the basis of his or her separation.
- Q. *Is an annuitant who elects to receive OWCP benefits for loss of wage-earning capacity (LWEC) in lieu of annuity still considered an annuitant?*
- A. Yes. This is because he or she may, at any time, reverse the election and choose to receive an annuity in lieu of OWCP benefits.
- Q. *How can an annuitant receive retirement credit for periods of separation after retirement during which he or she receives employee's compensation in lieu of civil service annuity?*
- A. An annuitant can credit periods of separation during which he or she receives OWCP benefits in lieu of annuity by becoming reemployed and earning new title to annuity based on a separation that occurs after the period of receipt of OWCP benefits.

Reemployed Annuitants

- Q. *How does an annuitant earn a new title to annuity?*
- A. A new title to annuity can only be earned through reemployment. When the right to annuity ceases on or during reemployment, a new right to an immediate or deferred annuity will be determined at the time of the employee's next separation. CSRS employees must meet the 1-year-out-of-2 provision (see question 3) in order to establish a new title to a nondisability annuity. When the right to annuity continues during reemployment, a new title to annuity is earned only when the reemployed annuitant completes 5 years of actual, continuous, full-time service, or the part-time equivalent, and earns a right to a redetermined annuity.
- Q. *What kinds of annuities terminate on or during reemployment?*
- A. Under CSRS, a discontinued service annuity terminates when the employee is reemployed in a position that would be covered by CSRS. Other CSRS annuities terminate when the annuitant is reemployed under special circumstances, such as becoming a member of Congress or a Presidential appointee. All other annuities, and the right to receive annuity, are not directly affected by reemployment. However, special rules apply to disability annuities that terminate during reemployment.
- Q. *What are the special rules that apply to disability annuities that terminate during reemployment?*
- A. When a CSRS or FERS disability annuitant is found recovered or restored to earning capacity by Office of Personnel Management (OPM), the normal termination date can be affected by reemployment. A disability annuity usually terminates 1 year after the date of a finding of recovery, or 6 months after the end of the calendar year for which the disability annuitant was found restored to earning capacity. When a disability annuitant who has been found recovered or restored to earning capacity is reemployed before the ordinary termination date of the annuity, the annuity terminates on the later of (a) the date of reemployment or (b) the date of OPM's finding.
- Q. *On what basis can a disability annuitant be found recovered?*
- A. OPM will find a disability annuitant recovered from his or her disability in either of these cases:
- a. Medical evidence shows that the medical condition that initially caused the disability has ameliorated to the point that the annuitant is no longer disabled for the position from which he or she retired.
 - b. The annuitant is permanently reemployed, under CSRS or FERS, in a position of the same grade or pay level as the position from which he or she retired.

HBK EL-505, INJURY COMPENSATION, DECEMBER 1995
REHABILITATION PROGRAM

- Q. *What circumstances will prevent OPM from making a recovery finding on the basis of reemployment?*
- A. If the disability annuitant is age 60 or over, he or she may only be found recovered at his or her own request. Also, if the reemployed disability annuitant continues to receive OWCP benefits on the basis of loss of wage-earning capacity (LWEC) (working less than full time), a recovery finding on the basis of reemployment is inappropriate.
- Q. *May a reemployed disability annuitant request OPM to make a finding of recovery from disability? What effect does the request have?*
- A. Yes. A reemployed disability annuitant may request to be found recovered from his or her disability. A disability annuitant age 60 or over may only be found recovered at his or her request. However, an annuitant's request cannot constitute the sole basis for a recovery finding. There must also be evidence of medical recovery or equivalent employment. To receive prompt attention, a request for a recovery finding should be accompanied by such documentation.
- Q. *On what basis may a disability annuitant be found restored to earning capacity?*
- A. A disability annuitant is deemed restored to earning capacity when, at the end of any calendar year in which the annuitant is under age 60, the annuitant's earnings equal or exceed 80 percent of the current pay of the position from which the annuitant retired.
- Q. *Are OWCP benefits counted as part of a disability annuitant's earnings either for restoration to earning capacity purposes or as part of his or her salary for average salary purposes?*
- A. No.
- Q. *How is average salary computed, especially when the employee is working a part-time schedule?*
- A. Average salary is computed on the rate of basic pay (excluding cost of living allowances (COLA)) of the position, not on how much the employee is actually paid. For part-time service before April 7, 1986, the full-time annual rate of the position is prorated by the employee's part-time work schedule. Part-time service on or after that date is credited at the full-time salary rate, but the amount of service is prorated.
- Q. *What CSRS or FERS benefits are payable if the reemployed annuitant (whose annuity terminated on or during reemployment) separates without new title or either immediate or deferred annuity?*
- A. If a nondisability annuity terminated on or during reemployment, it may be reinstated as of the date of separation.
- If a disability annuity terminated on or during reemployment, and the employee is (a) still, or once again, disabled by the same medical condition and (b) under age 62, the disability annuity may be reinstated.

HBK EL-505, INJURY COMPENSATION, DECEMBER 1995
REHABILITATION PROGRAM

If a disability annuity terminates on or during reemployment, but the employee does not meet the above, he or she may be entitled to discontinued service annuity based on the termination of the disability annuity. To meet this requirement, he or she will need to have 25 years of service when he or she initially retires, or 20 years of service, and be age 50 or over when the disability annuity terminates. If none of the above circumstances applies to the employee, he or she will be entitled to a deferred annuity based on the previous separation.

- Q. *What benefits will be payable to a reemployed annuitant whose annuity does not terminate during reemployment if he or she is not entitled to a redetermined annuity?*
- A. If the annuitant completes at least 1 year of actual, continuous full-time reemployment service, or its part-time equivalent, he or she will be entitled to a supplemental annuity. A supplemental annuity is in addition to the regular annuity.
- Q. *Can periods of separation during which the annuitant receives OWCP benefits be included in the computation of the supplemental annuity?*
- A. No. Only actual reemployment service may be used in the computation of a supplemental annuity.

HBK EL-505, INJURY COMPENSATION, DECEMBER 1995
REHABILITATION PROGRAM

Exhibit 11.11a

Sample Letter: Employee Report to Duty

[U.S. Postal Service Letterhead]

Date:

Our Ref:

Subject:

To: ___[employee's name]___
 ___[street address]___
 ___[city, state, ZIP Code]___

RE: OWCP Claim No. _____

Certified No. _____

Dear Mr./Ms. ___[name]___:

This is in reference to your acceptance of the job offer we extended on ___[date of job offer]___ under the provisions of the Rehabilitation Program.

We are pleased to advise you that your new assignment becomes effective on ___[effective date]___. Please report to the person and location as indicated below:

Name: _____

Title: _____

Location: _____

Time: _____

If you have any questions or require clarification regarding this assignment, please contact ___[name of ICCO person]___ at ___[telephone number]___.

Congratulations on your ___[reemployment/reassignment]___!

Sincerely,

___[signature]___

___[name]___

Manager, Human Resources

cc: OWCP Claims Examiner ___[and/or]___ Rehabilitation Specialist
 Manager, ___[work site]___
 Personnel Services Office

HBK EL-505, INJURY COMPENSATION, DECEMBER 1995 REHABILITATION PROGRAM

Exhibit 11.11b

Sample Form 50 Actions



NOTIFICATION OF PERSONNEL ACTION

01	EFFECTIVE DATE 12-23-95
----	----------------------------

02	SOCIAL SECURITY NUMBER 111-03-1225
----	---------------------------------------

EMPLOYEE INFORMATION

03	EMPLOYEE NAME-LAST	DOE
04	EMPLOYEE NAME-FIRST	JANE
05	EMPLOYEE NAME-MIDDLE	
06	MAILING ADDRESS STREET/BOX/APT	124 FIRST STREET
07	MAILING ADDRESS-CITY	BALTIMORE
08	MAILING ADDRESS-STATE	MD
09	MAILING ADDRESS-ZIP+4	21231-1234
10	DATE OF BIRTH	07-26-55
11	VETERANS PREFERENCE	2-5 POINTS
12	SEX	
13	MINORITY	
14	DISABILITY	
15	LEAVE COMP DATE	02-05-79
16	ENTER ON DUTY DATE	02-05-79
17	RETIREMENT COMP DATE	02-05-79
18	SERV ANNIVERSARY PPYR	04-79
19	TSP ELIGIBILITY	E-ELIGIBLE W/O DEDUCT
20	TSP SERVICE COMP DATE	
21	PRIOR CSRS SERVICE	
22	FROZEN CSRS TIME	
23	LEAVE DATA-CATEGORY	8-HOURS/PP
24	LEAVE DATA-CHG PPYR	04-94
25	LEAVE DATA-TYPE	1-ADVANCED AT BEGINNING
26	CREDIT MILITARY SERV	
27	RETIRED MILITARY	
28	RETIREMENT PLAN	1-CSRS
29	EMPLOYEE STATUS	RD-REINS COMP CURNT EMP
30	LIFE INSURANCE	C-BASIC COVERAGE ONLY
31	SPECIAL BENEFITS	

POSITION INFORMATION

32	EMPLOY OFFICE-FIN NO	23-0378
33	EMPLOY OFFICE-NAME	BALTIMORE/AO'S
34	EMPLOY OFFICE-ADDRESS	BALTIMORE MD 21233-9998
35	DUTY STATION-FIN NO	23-0378
36	DUTY STATION-NAME	BALTIMORE/AO'S
37	APPT EXPIRATION DATE	
38	PROBATION EXPIR DATE	

39	FLSA STATUS	N-NON-EXEMPT
40	PAY LOCATION	001
41	RURAL CARRIER-ROUTE	
42	RURAL CARR-L-RTE ID	
43	RURAL CARR-PAY TYPE	
44	RURAL CARR-TRI-WEEKLY	
45	RURAL CARR-FLSA	
46	RURAL CARR-COMMIT	
47	RURAL CARR-EMA	
48	RURAL CARR-HOURS	
49	RURAL CARR-MILES	
50	JOB SEQUENCE	1
51	OCCUPATION CODE	2340-01XX
52	POSITION TITLE	GEN CLK
53	LABOR DIST CODE	6900
54	DESIGNATION/ACTIVITY	11/0
55	POSITION TYPE	1-FULL TIME
56	LIMIT HOURS	
57	ALLOWANCE CODE	
58	EMPLOYMENT TYPE	

SALARY INFORMATION

59	PAY RATE CODE	A-ANNUAL RATE
60	RATE SCHEDULE CODE	P-PS
61	GRADE/STEP	05/0
62	SALARY	36,031
63	COLA	
64	COLA ROLL-IN IND	
65	NEXT STEP PPYR	
66	MERIT ANNIV DATE	
67	MERIT LUMP SUM	
68	SPECIAL SALARY CODE	
69	PROTECTED RSC	
70	PROTECTED GRADE/STEP	
71	EXPIRATION PPYR	
72	PROTECTED RC HOURS	
73	PROTECTED RC MILES	
74	RC GUARANTEED SALARY	
75	ANNUITY AMOUNT	
76	RED CIRCLE CODE	0

NATURE OF PERSONNEL ACTION

77	NATURE OF ACTION CODE	721	78	AUTHORITY	39-USC Sect 1001		
79	DESCRIPTION	REASSIGNMENT	80	CODE	81 CODE	82 CODE	83 CODE
84	REMARKS						

85	AUTHORIZATION	86	PROCESSED DATE	12-28-95
	VICE PRESIDENT, AREA OPERATIONS	87	PERSONNEL OFFICE ID	
		88	OPF LOCATION	

PS FORM 50, MARCH 1990 (EXCEPTION TO STANDARD FORM 50)

HBK EL-505, INJURY COMPENSATION, DECEMBER 1995
REHABILITATION PROGRAM

Exhibit 11.11b

Sample Form 50 Actions (continued)



**NOTIFICATION OF
PERSONNEL ACTION**

01	EFFECTIVE DATE	12-23-95
----	----------------	----------

02	SOCIAL SECURITY NUMBER	111-02-1225
----	------------------------	-------------

EMPLOYEE INFORMATION

03	EMPLOYEE NAME-LAST	SMITH
04	EMPLOYEE NAME-FIRST	JOHN
05	EMPLOYEE NAME-MIDDLE	
06	MAILING ADDRESS STREET/BOX/APT	124 FIRST STREET
07	MAILING ADDRESS-CITY	BALTIMORE
08	MAILING ADDRESS-STATE	MD
09	MAILING ADDRESS-ZIP+4	21231-1234
10	DATE OF BIRTH	
11	VETERANS PREFERENCE	
12	SEX	
13	MINORITY	
14	DISABILITY	
15	LEAVE COMP DATE	02-05-79
16	ENTER ON DUTY DATE	02-05-79
17	RETIREMENT COMP DATE	02-05-79
18	SERV ANNIVERSARY PPYR	04-79
19	TSP ELIGIBILITY	E-ELIGIBLE W/O DEDUCT
20	TSP SERVICE COMP DATE	00-00-00
21	PRIOR CSRS SERVICE	
22	FROZEN CSRS TIME	
23	LEAVE DATA-CATEGORY	8-HOURS/PP
24	LEAVE DATA-CHG PPYR	04-94
25	LEAVE DATA-TYPE	1-ADVANCED AT BEGINNING
26	CREDIT MILITARY SERV	
27	RETIRED MILITARY	
28	RETIREMENT PLAN	1-CSRS
29	EMPLOYEE STATUS	RD-REINS COMP CURNT EMP
30	LIFE INSURANCE	C-BASIC COVERAGE ONLY
31	SPECIAL BENEFITS	

39	FLSA STATUS	N-NON-EXEMPT
40	PAY LOCATION	001
41	RURAL CARRIER-ROUTE	
42	RURAL CARR-L-RTE ID	
43	RURAL CARR-PAY TYPE	
44	RURAL CARR-TRI-WEEKLY	
45	RURAL CARR-FLSA	
46	RURAL CARR-COMMIT	
47	RURAL CARR-EMA	
48	RURAL CARR-HOURS	
49	RURAL CARR-MILES	
50	JOB SEQUENCE	1
51	OCCUPATION CODE	2315-04xx
52	POSITION TITLE	DIST CLK
53	LABOR DIST CODE	6900
54	DESIGNATION/ACTIVITY	11/0
55	POSITION TYPE	1-FULL TIME
56	LIMIT HOURS	
57	ALLOWANCE CODE	
58	EMPLOYMENT TYPE	

SALARY INFORMATION

59	PAY RATE CODE	A-ANNUAL RATE
60	RATE SCHEDULE CODE	P-PS
61	GRADE/STEP	05/0
62	SALARY	36,031
63	COLA	
64	COLA ROLL-IN IND	
65	NEXT STEP PPYR	
66	MERIT ANNIV DATE	
67	MERIT LUMP SUM	
68	SPECIAL SALARY CODE	
69	PROTECTED RSC	
70	PROTECTED GRADE/STEP	
71	EXPIRATION PPYR	
72	PROTECTED RC HOURS	
73	PROTECTED RC MILES	
74	RC GUARANTEED SALARY	
75	ANNUITY AMOUNT	
76	RED CIRCLE CODE	0

POSITION INFORMATION

32	EMPLOY OFFICE-FIN NO	23-0378
33	EMPLOY OFFICE-NAME	BALTIMORE/AO'S
34	EMPLOY OFFICE-ADDRESS	BALTIMORE MD 21233-9998
35	DUTY STATION-FIN NO	23-0378
36	DUTY STATION-NAME	BALTIMORE/AO'S
37	APPT EXPIRATION DATE	
38	PROBATION EXPIR DATE	

NATURE OF PERSONNEL ACTION

77	NATURE OF ACTION CODE	292	78	AUTHORITY	39-USC Sect 1001
79	DESCRIPTION	RETURN TO DUTY (RTD)	80	CODE	81 CODE 82 CODE 83 CODE
84	REMARKS				

85	AUTHORIZATION	86	PROCESSED DATE	12-28-95
	VICE PRESIDENT, AREA OPERATIONS	87	PERSONNEL OFFICE ID	
		88	OPF LOCATION	

PS FORM 50, MARCH 1990 (EXCEPTION TO STANDARD FORM 50)

HBK EL-505, INJURY COMPENSATION, DECEMBER 1995
REHABILITATION PROGRAM

Exhibit 11.11b

Sample Form 50 Actions (continued)



01 EFFECTIVE DATE
 12-23-95

**NOTIFICATION OF
 PERSONNEL ACTION**

02 SOCIAL SECURITY NUMBER
 111-01-1225

EMPLOYEE INFORMATION

03 EMPLOYEE NAME-LAST DOE
 04 EMPLOYEE NAME-FIRST JOHN
 05 EMPLOYEE NAME-MIDDLE
 06 MAILING ADDRESS STREET/BOX/APT 124 FIRST STREET
 07 MAILING ADDRESS-CITY BALTIMORE
 08 MAILING ADDRESS-STATE MD
 09 MAILING ADDRESS-ZIP+4 21231-1234
 10 DATE OF BIRTH 07-26-55
 11 VETERANS PREFERENCE 1- NO PREFERENCE
 12 SEX
 13 MINORITY
 14 DISABILITY
 15 LEAVE COMP DATE 02-05-79
 16 ENTER ON DUTY DATE 02-05-79
 17 RETIREMENT COMP DATE 02-05-79
 18 SERV ANNIVERSARY PPYR 04-79
 19 TSP ELIGIBILITY E-ELIGIBLE W/O DEDUCT
 20 TSP SERVICE COMP DATE
 21 PRIOR CSRS SERVICE
 22 FROZEN CSRS TIME
 23 LEAVE DATA-CATEGORY 8- HOURS/PP
 24 LEAVE DATA-CHG PPYR 04-94
 25 LEAVE DATA-TYPE 1 -ADVANCED AT BEGINNING
 26 CREDIT MILITARY SERV
 27 RETIRED MILITARY
 28 RETIREMENT PLAN 1 - CSRS
 29 EMPLOYEE STATUS RC - REINS COMP FRMER EMP
 30 LIFE INSURANCE C - BASIC COVERAGE ONLY
 31 SPECIAL BENEFITS

POSITION INFORMATION

32 EMPLOY OFFICE-FIN NO 23-0378
 33 EMPLOY OFFICE-NAME BALTIMORE/AO'S
 34 EMPLOY OFFICE-ADDRESS BALTIMORE MD 21233-9998
 35 DUTY STATION-FIN NO 23-0378
 36 DUTY STATION-NAME BALTIMORE/AO'S
 37 APPT EXPIRATION DATE
 38 PROBATION EXPIR DATE

39 FLSA STATUS N - NON-EXEMPT
 40 PAY LOCATION 001
 41 RURAL CARRIER-ROUTE
 42 RURAL CARR-L-RTE ID
 43 RURAL CARR-PAY TYPE
 44 RURAL CARR-TRI-WEEKLY
 45 RURAL CARR-FLSA
 46 RURAL CARR-COMMIT
 47 RURAL CARR-EMA
 48 RURAL CARR-HOURS
 49 RURAL CARR-MILES
 50 JOB SEQUENCE
 51 OCCUPATION CODE 2340-01xx
 52 POSITION TITLE GEN CLK
 53 LABOR DIST CODE 6900
 54 DESIGNATION/ACTIVITY 11/0
 55 POSITION TYPE 1 - FULL TIME
 56 LIMIT HOURS
 57 ALLOWANCE CODE
 58 EMPLOYMENT TYPE

SALARY INFORMATION

59 PAY RATE CODE A - ANNUAL RATE
 60 RATE SCHEDULE CODE P - PS
 61 GRADE/STEP 05/0
 62 SALARY 36,031
 63 COLA
 64 COLA ROLL-IN IND
 65 NEXT STEP PPYR
 66 MERIT ANNIV DATE
 67 MERIT LUMP SUM
 68 SPECIAL SALARY CODE
 69 PROTECTED RSC
 70 PROTECTED GRADE/STEP
 71 EXPIRATION PPYR
 72 PROTECTED RC HOURS
 73 PROTECTED RC MILES
 74 RC GUARANTEED SALARY
 75 ANNUITY AMOUNT
 76 RED CIRCLE CODE 0

NATURE OF PERSONNEL ACTION

77 NATURE OF ACTION CODE 161
 78 AUTHORITY 39-USC Sect 1001
 79 DESCRIPTION REEMPLOYMENT EO OR OPM
 80 CODE 81 CODE 82 CODE 83 CODE
 84 REMARKS REGUL

85 AUTHORIZATION VICE, PRESIDENT, AREA OPERATIONS
 86 PROCESSED DATE 12-28-95
 87 PERSONNEL OFFICE ID
 88 OFF LOCATION

PS FORM 50, MARCH 1990 (EXCEPTION TO STANDARD FORM 50)

HBK EL-505, INJURY COMPENSATION, DECEMBER 1995
REHABILITATION PROGRAM

Exhibit 11.11b

Sample Form 50 Actions (continued)



**NOTIFICATION OF
PERSONNEL ACTION**

01	EFFECTIVE DATE	12-23-95
----	----------------	----------

02	SOCIAL SECURITY NUMBER	111-04-1225
----	------------------------	-------------

EMPLOYEE INFORMATION

03	EMPLOYEE NAME--LAST	JONES
04	EMPLOYEE NAME-FIRST	JOHN
05	EMPLOYEE NAME-MIDDLE	
06	MAILING ADDRESS STREET/BOX/APT	124 FIRST STREET
07	MAILING ADDRESS-CITY	BALTIMORE
08	MAILING ADDRESS-STATE	MD
09	MAILING ADDRESS-ZIP+4	21231-1234
10	DATE OF BIRTH	07-26-55
11	VETERANS PREFERENCE	1-NO PREFERENCE
12	SEX	
13	MINORITY	
14	DISABILITY	
15	LEAVE COMP DATE	02-05-79
16	ENTER ON DUTY DATE	02-05-79
17	RETIREMENT COMP DATE	02-05-79
18	SERV ANNIVERSARY PPYR	04-79
19	TSP ELIGIBILITY	E-ELIGIBLE W/O DEDUCT
20	TSP SERVICE COMP DATE	
21	PRIOR CSRS SERVICE	
22	FROZEN CSRS TIME	
23	LEAVE DATA-CATEGORY	8-HOURS/PP
24	LEAVE DATA-CHG PPYR	04-94
25	LEAVE DATA-TYPE	1-ADVANCED AT BEGINNING
26	CREDIT MILITARY SERV	
27	RETIRED MILITARY	
28	RETIREMENT PLAN	1-CSRS
29	EMPLOYEE STATUS	RD-REINS COMP CURNT EMP
30	LIFE INSURANCE	C-BASIC COVERAGE ONLY
31	SPECIAL BENEFITS	
POSITION INFORMATION		
32	EMPLOY OFFICE-FIN NO	23-0378
33	EMPLOY OFFICE-NAME	BALTIMORE/AO'S
34	EMPLOY OFFICE-ADDRESS	BALTIMORE MD 21233-9998
35	DUTY STATION-FIN NO	23-0378
36	DUTY STATION-NAME	BALTIMORE/AO'S
37	APPT EXPIRATION DATE	
38	PROBATION EXPIR DATE	

39	FLSA STATUS	N-NON-EXEMPT
40	PAY LOCATION	001
41	RURAL CARRIER-ROUTE	
42	RURAL CARR-L-RTE ID	
43	RURAL CARR-PAY TYPE	
44	RURAL CARR-TRI-WEEKLY	
45	RURAL CARR-FLSA	
46	RURAL CARR-COMMIT	
47	RURAL CARR-EMA	
48	RURAL CARR-HOURS	
49	RURAL CARR-MILES	
50	JOB SEQUENCE	1
51	OCCUPATION CODE	2340-01XX
52	POSITION TITLE	GEN CLK
53	LABOR DIST CODE	6900
54	DESIGNATION/ACTIVITY	11/0
55	POSITION TYPE	1 -FULL TIME
56	LIMIT HOURS	
57	ALLOWANCE CODE	
58	EMPLOYMENT TYPE	

SALARY INFORMATION

59	PAY RATE CODE	A-ANNUAL RATE
60	RATE SCHEDULE CODE	P-PS
61	GRADE/STEP	05/0
62	SALARY	36,031
63	COLA	
64	COLA ROLL-IN IND	
65	NEXT STEP PPYR	
66	MERIT ANNIV DATE	
67	MERIT LUMP SUM	
68	SPECIAL SALARY CODE	
69	PROTECTED RSC	
70	PROTECTED GRADE/STEP	
71	EXPIRATION PPYR	
72	PROTECTED RC HOURS	
73	PROTECTED RC MILES	
74	RC GUARANTEED SALARY	
75	ANNUITY AMOUNT	
76	RED CIRCLE CODE	0

NATURE OF PERSONNEL ACTION

77	NATURE OF ACTION CODE	925	78	AUTHORITY	39-USC Sect 1001		
79	DESCRIPTION	REASSIGNMENT (CAO)	80	CODE	81 CODE	82 CODE	83 CODE
84	REMARKS						

85	AUTHORIZATION	86	PROCESSED DATE	12-28-95
	VICE PRESIDENT, AREA OPERATIONS	87	PERSONNEL OFFICE ID	
		88	OPF LOCATION	

PS FORM 50, MARCH 1990 (EXCEPTION TO STANDARD FORM 50)

HBK EL-505, INJURY COMPENSATION, DECEMBER 1995
REHABILITATION PROGRAM

Exhibit 11.11c

OPM Notification of Reemployment of a Disability Annuitant

With Variants for Full- and Part-Time Employees

RETIREMENT OPERATIONS CENTER
OFFICE OF PERSONNEL MANAGEMENT
PO BOX 45
BOYERS, PENNSYLVANIA 16017-0045

RE: ___[name of employee]_____

DOB: _____

SSN: _____

CSA No: _____

OWCP No: _____

The above-referenced former employee has disability annuitant status with your office and has been receiving workers' compensation payments from the Department of Labor.

Mr./Ms. ___[name]___ has accepted a job offer with the U.S. Postal Service under the provisions of the Joint USPS/DOL Rehabilitation Program. Mr./Ms. ___[name]___'s reemployment will be effective on ___[effective date]___. Attached for your records are a copy of the results of the pre-reemployment medical examination (PS Form 2485) and a copy of the Standard Form 50, *Notification of Personnel Action*.

[Applies to employees who will be working full-time and whose compensation will be terminated upon reemployment:]

Since Mr./Mrs. ___[name]___ will be working on a full-time basis in a position of equivalent grade and pay to the one he/she occupied at retirement, we are requesting an administrative finding of recovery retroactive to his/her date of reemployment. This determination is made in accordance with Chapter 102 of the *OPM Operating Manual* 830-1. Retirement contributions will be withheld from the employee's salary.

[Applies to employees who will be working part-time and who will continue to receive compensation because of loss of wage-earning capacity (LWEC):]

Since Mr./Mrs. ___[name]___ will be working on a part-time basis and will continue to receive compensation from the Department of Labor for loss of wage-earning capacity, we have determined the position is not equivalent in grade or pay to the one he/she occupied at retirement. In view of this determination, we have informed Mr./Mrs. ___[name]___ of his/her status as a reemployed annuitant.

We have further advised Mr./Mrs. ___[name]___ that he/she will retain his/her right to the disability annuity and may elect to receive this annuity upon separation and termination of compensation.

We have also advised him/her that he/she will be entitled to a supplemental annuity based on the period of reemployment if he/she works the equivalent of at least 1 year full time and the option of having the annuity redetermined if he/she works the equivalent of at least 5 years full time. This determination has been made in accordance Chapter 102 of the *OPM Operating Manual* 830-1.

HBK EL-505, INJURY COMPENSATION, DECEMBER 1995
REHABILITATION PROGRAM

Please note that the standard retirement deductions ___[will/will not]___ be withheld from Mr./Ms. ___[name]___'s salary. (Federal Employees' Retirement System contributions are mandatory; Civil Service Retirement System contributions are optional.)

If further clarification is required, please contact the undersigned on ___[telephone number]___

Sincerely,

___[signature]___

___[name]___

Senior Injury Compensation Specialist

Attachments: Form 2485
Form 50

cc: Personnel Services Office
OWCP Claims Examiners

HBK EL-505, INJURY COMPENSATION, DECEMBER 1995
REHABILITATION PROGRAM

Exhibit 11.16a

Sample Letter: Post-reemployment or Reassignment Employee Interview

Interviewed by: _____ Date: _____

Employee Name: _____ Date of Reemployment: _____

SSN: _____ Phone: _____

Facility Name: _____ Phone: _____

Address: _____

Position Assigned: _____
Title Grade Step Salary

Work Schedule: _____
Tour Time Days Off

Accommodation or modifications made to the position for the employee:

1. How does employee feel about returning to work?
2. What is the attitude of the employee toward:
 - a. Immediate supervisor?
 - b. Co-workers?
3. Has employee experienced any difficulty in adjusting to the work environment?
4. Has employee experienced any health or medical problems? If yes:
 - a. What are the problems?
 - b. Did employee have this medical condition examined by the postal medical officer or outside treating physician?
 - c. What was the date of treatment and result of the examination?
5. Does employee have any other comments or suggestions regarding the Rehabilitation Program?

cc: ____ [appropriate functional] ____ Manager
Area Human Resources Analyst
OWCP Rehabilitation Counselor
File

HBK EL-505, INJURY COMPENSATION, DECEMBER 1995
REHABILITATION PROGRAM

Exhibit 11.16b

Sample Post-reemployment or Reassignment Supervisor Interview

Interviewed by: _____ Date: _____

Supervisor Name: _____ Title: _____

Employee Name/ _____ Date of Reemployment: _____

SSN: _____

Facility Name: _____ Phone: _____

Position Assigned: _____
Title Grade Step Salary

Work Schedule: _____
Tour Time Days Off

Accommodation or modifications made to the position for the employee:

1. How does the supervisor assess the employee's attitude toward:
 - a. Current position?
 - b. Work environment?
 - c. Co-workers?

2. Has the employee been absent since his or her reemployment or reassignment? If yes, list dates and reasons (if known).

cc: ____ [appropriate functional] ____ Manager
Area Human Resources Analyst
OWCP Rehabilitation Counselor
File

HBK EL-505, INJURY COMPENSATION, DECEMBER 1995
REHABILITATION PROGRAM

Exhibit 11.21

**Sample Letter: Termination of Limited Duty Assignment for Refusal of
In-House Rehabilitation Program Job Offer**

[U.S. Postal Service Letterhead]

Date:

Our Ref:

Subject:

To: ___[name]___
 ___[street address]___
 ___[city, state, ZIP Code]___

File No. ___[OWCP case number]___

Certified No. _____

Dear Mr./Ms. ___[employee's name]___:

This is in further reference to our job offer letter, dated ___[date]___.

By the above letter, you were offered permanent reassignment under the provisions of the Rehabilitation Program. You were advised that this assignment was in strict compliance with your medically defined permanent work restrictions, and requested to respond by ___[date]___. [As of the date of this letter, you have failed to respond. On ___[date of employee response]___, you advised that you were refusing the job offer]. This office believes your refusal is invalid for the following reason(s):

___[Respond to employee's reasons for refusal (if any were given)]___.

The purpose of the limited duty program is to accommodate the *temporary* partial disabilities of injured-on-duty employees. Since your disabilities have now been medically defined as being permanent, you are no longer eligible for participation in the limited duty program. However, your limited duty assignment will continue pending OWCP's suitability determination on the rehabilitation job offer.

Please be aware that OWCP will be advised that you were offered a permanent assignment in accordance with your work limitations and that such assignment will remain available until a decision is rendered by OWCP.

If you have any questions or wish to reconsider the offered position, please contact the senior injury compensation specialist on ___[telephone number]___.

Sincerely,

___[signature]___

___[name]___

Manager, Human Resources

12. Records Management

Overview

Procedures

Injury Compensation Case Files

When you establish the IC office record system...

*Obligation: Case Files and the Privacy Act
The Privacy Act of 1974*

- 12.1 Ensuring That Privacy Act Requirements Are Met *senior IC specialist*
- 12.2 Establishing Files *ICCO*
- 12.3 Maintaining and Closing Files *ICCO*
Factors Considered in Record Retention
- 12.4 Using Logs, Registers, and Reports *senior IC specialist*
- 12.5 Maintaining Logs, Registers, and Reports *ICCO*

Individual Case Files

When an employee submits an injury claim...

- 12.6 Preparing an IC Case File *ICCO*

Disclosure Request

When requests are made for information contained in IC files...

- 12.7 Determining Whether the Requester May Be Allowed Access to the Records . . . *ICCO*
Employee Records

Disclosure Denied

When the requester may not be allowed access to IC files...

- 12.8 Denying Access to IC Files *ICCO*

Disclosure Granted

When the requester may be allowed access to IC files...

- 12.9 Granting Access to IC File Information by Telephone *ICCO*
Public Information
- 12.10 Granting On-Site Access to IC File Information *ICCO*
- 12.11 Granting Access to IC File Information by Mail *ICCO*

Obtaining Information Not Found in Files

When pertinent information is not submitted with the claim...

- 12.12 Requesting Materials From the Medical Unit *ICCO*

HBK EL-505, INJURY COMPENSATION, DECEMBER 1995
RECORDS MANAGEMENT

- 12.13 Requesting Materials From OWCP Claim Files *ICCO*
- 12.14 Requesting Permission to Inspect OWCP Claim Files *senior IC specialist*

Exhibits

- 12.1a Disclosure Conditions
- 12.1b Injury Compensation Privacy Act Log of Accounting of Disclosure
- 12.4 Injury Compensation Computer Systems
- 12.8 Noncompliant Response to a Subpoena

12. Records Management

Overview

This chapter explains the administrative system that the ICCO must establish to ensure proper handling of records kept to reflect the status of all claims and to ensure compliance with the Privacy Act. It also provides an overview of the HRIS, the WCIS, and the Workers' Compensation Information Reporting System (WCIRS). (For step-by-step procedures on how to use these systems, see the *WCIS/WCRIS Reference Guide*, January 1995.)

Under FECA, all records, medical and other reports, statements of witnesses, and other papers relating to the injury or death of a civil employee of the United States or other persons entitled to compensation or benefits from the United States under FECA, and all amendments and extensions thereof, are the official records of OWCP. They are not records of the agency, establishment, or department making or having the care or use of such records. (20 CFR 10.10)

These records are contained within a government-wide system of records under the control of DOL. The regulations of the agency in possession of such records, however, govern the procedure for requesting access to or amending the records. The ICCO, consequently, is responsible for the maintenance, disclosure, and disposition of injury compensation program records within the USPS consistent with the Privacy Act. (FECA, 20 CFR 10.12, and 29 CFR 70a.1(b)(3))

The ICCO maintains three types of program records. Individually identifiable information within two of these types, case files and claims status records, must be collected, used, disclosed, and safeguarded in compliance with Privacy Act regulations found in the ASM 353.

- *Case files.* The ICCO prepares a case file for each new claim it receives. These files consist of all relevant claim forms, medical documentation, correspondence, and any other pertinent information. These files contain sensitive information regarding the injured claimant.
- *Claim status records.* These records consist of logs and reports that relate to the status of claims, e.g., Inspection Service Referral Report, Third Party Log, etc. These records contain information that identifies individual claimants.
- *Program administration and general office records.* These records relate to the general administration and internal operations of the ICCO, e.g., directives, general reports, etc. These records do not contain individually identifiable information.

Many of the logs and reports are available through HRIS, WCIS, and WCIRS. HRIS should be used to gather pertinent IC data whenever possible for effective claims management. *Manual logs should only be used in cases where there is no electronic capture of data under HRIS available.*

Procedures

Injury Compensation Case Files

When you establish the IC office record system...

Obligation: Case Files and the Privacy Act

IC case files are maintained to monitor the administration of benefits under FECA, as amended, which covers all officers and employees of the USPS. IC records are maintained by the USPS within the Privacy Act system of records identified as USPS 120.098 (OWCP Records Copies).

Privacy Act regulations apply to all IC case files and claim status records (identified as USPS 120.099), including those that are computerized. These files and records are, therefore, to be treated as restricted and given the same measure of security as other personnel records systems.

Postal Service regulations implementing the Privacy Act are found in ASM 353. Descriptions of Privacy Act systems of records USPS 120.098 and 120.099 are found in the ASM Appendix.

The Privacy Act of 1974

The Privacy Act of 1974 provides safeguards for individuals against invasion of personal privacy. It provides criminal penalties, including fines up to \$5,000 for any officer or employee of a federal agency who, knowing that disclosure is prohibited, willfully discloses information about an individual to any person or agency not entitled to receive it. In addition, the Privacy Act provides criminal penalties for any person who knowingly and willfully requests or obtains under false pretense any record from a federal agency concerning another individual.

12.1 Ensuring That Privacy Act Requirements Are Met — *senior IC specialist*

- Ensure that files and records containing identifiable information are stored in locked cabinets, and secure those cabinets when the records are not in use.
- Ensure that computerized information is password-protected and not left unattended on screens.
- Familiarize staff with necessary precautions to ensure that file information is disclosed only to individuals with proper authorization (see Exhibit 12.1a, Disclosure Conditions).
- Ensure that an accurate accounting is maintained of every disclosure of information from a system of records *except* for:

HBK EL-505, INJURY COMPENSATION, DECEMBER 1995
RECORDS MANAGEMENT

- Information disclosed to the file subject.
- Information disclosed to USPS employees for use in the performance of their duties.
- Information that is public under the Freedom of Information Act.
- Records of correspondence in many instances satisfy Privacy Act requirements, but the ICCO staff, at the discretion of the manager, can also maintain a log for accounting of disclosure in each file (see Exhibit 12.1b, Injury Compensation Privacy Act Log for Accounting of Disclosure).
- For retention period for accounting of disclosure, see ASM 353.3*

12.2 Establishing Files — ICCO

- Prepare a separate folder for each new injury or illness reportable to OWCP and place files alphabetically in file cabinet according to employee's last name. (A color-coded system may be helpful to identify the type of claim CA-1, CA-2, CA-5/5b, third party pursuits, etc.)
- For nonreportable traumatic injury cases, maintain the original CA-1 claim form in the employee's OMF, if it is available, or in the employee's OPF.
- ◇ *If the CA-1 is maintained in the OPF, the CA-1 and any medical documentation must be kept in a sealed envelope within the OPF.*
- File claims for recurrences (CA-2as) in the same folders with the original injuries or illnesses.
- If OWCP combines two or more of an employee's claims (as often happens when an employee has multiple new injuries to the same part of the body), process the claims as one and identify them with one OWCP file number.

Annotate the involved files and keep the claim files together. This can be accomplished by various means, depending on the size of the individual files and available material, e.g.:

- Use one folder and insert dividers, correctly labeled, separating the individual claim documents that were processed before the claims were combined.
 - Establish a master folder and fasten it together with the other claim folders using large rubber bands.
 - Establish a master folder and place all involved case files in an expandable folder.
- When an employee with an IC case file is reassigned to another postal facility in a different geographic area, transfer the file, via certified mail, to the appropriate ICCO and retain a copy of the transmittal letter in the general administrative file.

12.3 Maintaining and Closing Files — ICCO

Factors Considered in Records Retention

Receiving compensation, for purposes of records retention, is defined as any payments (wage loss and medical) made by OWCP. Moreover, the case is considered active when an employee is working in a limited duty status in lieu of receiving compensation for wage loss.

The end of the fiscal year from the effective date of termination of all FECA benefits is the cutoff date for file retention purposes.

When employee compensation is terminated (no wage loss, no medical payments, and no limited duty), the case file must be placed in inactive files, retained for 5 years, and then destroyed.

- Retain active files at the local ICCO as long as the employee or survivor is in receipt of FECA benefits (wage loss or medical payments or limited duty).
- Once FECA benefits cease, cut off the file at the end of the fiscal year and move the case folder to the inactive file for 5 years. Do not send the files to a national files retention center (NFRC).
- Review inactive files at the end of each fiscal year to verify that each file has been inactive during the year.
- Destroy by shredding or burning files that have remained inactive for 5 years from date of cutoff.

12.4 Using Logs, Registers, and Reports — senior IC specialist

- Track cost and forecast trends over specified periods of time by using the logs, registers, and reports available via the reporting systems (see Exhibit 12.4, Injury Compensation Computer Systems).
- ◇ *Accurate data are essential in order to provide facts on a particular case or information about the overall IC Program.*
- Familiarize staff with aids that can assist them in the performance of their tasks. The following are used most often in day-to-day claim and program management:
 - Available via HRIS:
 - *Call-up Messages.* Use this register to provide a list of suspended items that require attention on a specified date. *The daily use of this register is vital to ensuring good claims management.*
 - *Injury Claim Log.* Use this log, a master journal of all claims filed, in the preparation of various reports and responses to inquiries. It is available on demand.
 - *Claim Control Register.* Use this individual case register to provide an up-to-date picture of the status of a case. Generate the register from the basic format available on demand, place it on the left-hand side of the case file, and update it manually.
 - *Controversion/Challenge Status Report.* Use this report, available on demand, to identify cases awaiting OWCP decisions.
 - *Rehabilitation Program.* Use this log to identify employees on OWCP's rolls and track job offers and results.
 - *Injury Compensation Activity Summary (ICAS).* Use this report to track and summarize program activity. The information in this report is used by all levels of management to access program trends and activities.
 - Available via WCIS:
 - *Chargeback Report.* Use this report, which reflects the dollar amounts DOL OWCP is charging back to the USPS for monies disbursed under FECA provisions, to provide data useful in planning the budget, initiating rehabilitation efforts, and evaluating the cost of injuries. Updated every accounting period, the Chargeback Report is a primary cost indicator used by all levels of management.
 - From the MISSC:
 - *Workers' Compensation-Injury on Duty Report (WC-IOD).* Use this report, automatically generated every accounting period, to gain awareness of both hours and cost of the COP and LWOP-IOD being entered into the USPS payroll system. This cost report, along with the dollar amounts reflected on the chargeback, provides a good picture of the overall cost of injuries.

12.5 Maintaining Logs, Registers, and Reports — ICCO

- Maintain accounting of disclosure logs with the related records and dispose of them with those records or after 5 years, whichever is longer.
- Maintain other logs, registers, and reports on a fiscal year basis, cutting off inactive documents each fiscal year. It is not necessary to retain complete copies of all management reports. Some management reports consist of summaries as well as detailed information. Dispose of logs, registers, reports, and summaries 10 years after date of cutoff.
- Update the Injury Compensation Activity Summary or HRIS each accounting period.
- Review the Chargeback Report or WCIS carefully each accounting period. If you find that an erroneous payment is covered, submit a written request to OWCP to correct the error. Such requests must be accompanied by supporting documentation.
- When local efforts fail to correct the error, refer the matter to the designated area HR analyst.*
- Review the Workers' Compensation Injury on Duty Report for the MISSC carefully each accounting period. If you discover errors, notify the area HR analyst or Headquarters IC specialist, in writing, to initiate corrective action.

Individual Case Files

When an employee submits an injury claim...

12.6 Preparing an IC Case File — ICCO

- Establish an IC case file for each employee who submits an injury claim. Upon receipt of the claim form, set up a file, using a sturdy file folder with two-pronged fasteners on both sides. Do not use OPFs.
- Prepare the label and include the following information:
 - a. Employee's name: last, first, middle initial.
 - b. Date of injury.
 - c. Social Security number.
 - d. Type of claim form filed.
 - e. Name of station or post office.
 - f. Nature of injury.

Example:

Coleman, Ray T. DOI: 06/05/95	
233-42-5555	CA-1
Penn Pines Sta	Low Back

- Provide additional information to assist the ICCO in locating files within the local office's system (color coding, e.g.).
- Generate the appropriate claims management aids from HRIS and place on the left-hand side of the folder. Available aids consist of:
 - *Claim Control Register*. This register provides basic information regarding the injury and space for activity notes.
 - *COP Tracking Log*. This log allows for tracking COP by date and accounting period. It also provides space for entering the actual number of COP hours used per day. In addition, a comments column allows for entering information such as holiday pay, medical care, etc.
 - *Claim Activity Tracking Log*. This log is specifically designed to keep track of all correspondence, forms, etc. It provides space for entering the date, description and suspense date (if any) for each action.
 - *Privacy Act Disclosure Log*. (See 12.1b, Injury Compensation Privacy Act for Accounting of Log Disclosure.)
- Arrange claim documents in the folder chronologically from bottom to top on the right-hand side of the folder. A copy of the originating claim form (CA-1, CA-2, CA-5 and CA-5b) should always be on the bottom.

HBK EL-505, INJURY COMPENSATION, DECEMBER 1995
RECORDS MANAGEMENT

Keep only copies of claim forms and medical reports pertaining to a FECA claim in the ICCO case file.

File documents may include, but not be limited to:

- All pertinent CA forms (CA-1, 2, 7, 8, 16, 17, 20, etc.).
- All pertinent medical reports.
- All pertinent PS forms (third party recovery forms; Form 1769, *Accident Report*, etc.) and form letters.
- Correspondence.
- Investigative reports.

- ◇ *Do not maintain uncirculated personal notes with the case file or any file that is accessible to other persons.*
- Forward the originals of pertinent CA forms, medical reports, pertinent investigative reports, and correspondence to the OWCP district office.
- Place the file alphabetically in the file cabinet according to the employee's last name.

Disclosure Request

When requests are made for information in IC files...

12.7 Determining Whether the Requester May Be Allowed Access to the Records — ICCO

Employee Records

Records related to an employee's injury or illness are sensitive and must be protected from unauthorized access and disclosure. These records are in the exclusive custody of ICCO personnel, and disclosure is made directly from ICCO to the requester.

- Determine whether the individual requesting the information may be allowed access to the information requested (see ASM Appendix and Exhibit 12.1a, Disclosure Conditions, for information that will help in the decision).
- If the request is for Inspection Service Records, refer the requester to the chief postal inspector (see ASM 353.324a).
- If the request is for medical or psychological records, contact the postal or contract medical provider or OHNA to determine if disclosure of any portion of the records could have an adverse effect on the individual. When such a determination is made, respond according to the type of requester:
 - If the request is from an employee, prepare a written response advising the requester that:
 - Because of the nature of the requested medical information, the documentation cannot be provided directly to the employee.
 - Upon the employee's written authorization, however, the requested information will be provided to his or her representative or personal treating physician.
 - The employee has the right to appeal the withholding of this information to the USPS General Counsel.
 - If the request is from a union official other than the employee's authorized representative, immediately consult with Labor Relations. In some instances, a summary prepared by the contract medical provider or the OHNA may be sufficient to respond to the union request.
 - If the request is from a judge who requests release of medical information via court orders or subpoenas, immediately consult the chief field counsel. When it is determined that the records must be released, a cautionary statement must be included as to the possible adverse effect that would result if information from the record were made known to the subject or to the public. This statement is prepared by either the contract medical provider or the OHNA.

Disclosure Denied

When the requester may not be allowed access to IC files...

12.8 Denying Access to IC Files — ICCO

- If the requester asks for information that cannot be disclosed or does not have the required authorization (see ASM Appendix and Exhibit 12.1a, Disclosure Conditions), send a response to the requester advising why the requested documents cannot be provided, adapting as follows if necessary:
 - If the request is in the form of a subpoena, a more detailed response is required to explain that a court order signed by a judge is required (see Exhibit 12.8, Noncompliant Response to a Subpoena, for a sample letter).
 - If the requester is the file subject or a representative with written permission from the file subject, consult with the chief field counsel before notifying the requester of the denial. Prepare a written response to the requester including:
 - Reason for the denial.
 - Advisement of appeal rights. The requester has a right to appeal the denial to the General Counsel at USPS Headquarters.

Disclosure Granted

When the requester may be allowed access to IC files...

12.9 Granting Access to Injury Compensation File Information by Telephone — ICCO

- If the requester is an individual seeking information that is public under the Privacy Act or a postal employee known to you who requires IC claim information in the performance of postal duties, ask for a Social Security number, OWCP file number, or other specific information that will provide positive identification. Provide the information when you are satisfied.

Public Information

The name, job, title, grade, salary, duty status, and/or date of postal employment of any current or former employee are public information under the Freedom of Information Act and may be disclosed to any person without requiring employee authorization or logging the request. Other information contained in IC case files is, for the most part, exempt from public disclosure.

12.10 Granting On-Site Access to IC File Information — ICCO

- Establish the identity of the requester.
- If the request is from the file subject or another authorized individual:
 - Inform the requester that:
 - Postal employees who wish to review any of their own records must do so on their own time, except as provided for under current collective bargaining agreements.
 - Records are available for inspection and copying during normal ICCO business hours.
 - A complete official file can be obtained from the OWCP district office.
 - Schedule an appointment with the requester for the earliest possible date but not more than 10 working days from the date of request.
 - Before the scheduled appointment, review the file to ensure that the file is in proper order.
 - If the file subject is accompanied by another individual, have the file subject sign a statement that he or she authorizes a representative to be present during his or her review of the specific record or records.
 - Allow the file subject and/or his or her authorized representative to review the file in your presence or that of another ICCO staff person. The ICCO representative must maintain control over the official record.
- If requested, make copies (either the ICCO representative or the reviewer in the presence of the ICCO staff person).

Furnish without charge the first 100 pages in response to a request from anyone other than a postal employee in performance of postal duties. After that, a fee of 15 cents per page may be charged for duplicating any record. Copying fees collected as a result of Privacy Act requests are deposited in AIC 127.

HBK EL-505, INJURY COMPENSATION, DECEMBER 1995
RECORDS MANAGEMENT

12.11 Granting Access to IC File Information by Mail — ICCO

- Respond in writing to any authorized individual requesting records by mail.
- If the disclosure is in response to a subpoena, court order, or other demand for testimony or records, contact the office of the chief field counsel immediately for instructions.
- Send all records that may be disclosed (see Exhibit 12.1a, Disclosure Conditions) within 10 working days.
- Furnish without charge the first 100 pages in response to a request from a file subject or his or her representative. After that, a fee of 15 cents per page may be charged for duplicating any record. Copying fees collected as a result of Privacy Act requests are deposited in AIC 127.

Obtaining Information Not Found in Files

When pertinent information is not submitted with the claim...

12.12 Requesting Materials From the Medical Unit — ICCO

- To obtain medical documentation relevant to an IC claim (e.g., information regarding a preexisting condition) that remains in the employee's medical folder, prepare a written request to the medical unit in care of the respective OHNA stating the specific record or information being requested and the reason for needing it.

12.13 Requesting Materials From OWCP Claim Files — ICCO

- To obtain copies of materials from OWCP claim files, submit a request in writing, through the area HR analyst, to the appropriate claims examiner. Identify yourself and state the reason you are requesting the information. Once it is received, the material becomes part of the IC case file and access is limited.

12.14 Requesting Permission to Inspect OWCP Claim Files — *senior IC specialist*

- To request that a designee be permitted to inspect files at the OWCP district office, submit a request to the OWCP district director well in advance of the planned visit. The letter should:
 - Request confirmation of the planned visit date(s).
 - Provide a list of the cases to be reviewed.
 - State the purpose of the review.
 - Identify the reviewer(s).

Upon arrival at the OWCP district office, reviewers must present picture identification.

The above procedures are not normally required for designated liaisons (e.g., designated area HR analysts) once proper identification is established.

HBK EL-505, INJURY COMPENSATION, DECEMBER 1995
RECORDS MANAGEMENT

Exhibit 12.1a

Disclosure Conditions

Full information on Privacy Act requirements for disclosure of information kept in the official record series is found in ASM 353 and Appendix, section C. The following provides general guidelines.

If requester is...	With required...	Accounting must be kept...*	This information can be disclosed...
Public	Verbal identification of employee with SSN, OWCP claim number, or other specific identifier	No	Name, job, title, grade, salary, duty status, dates of postal employment of file subject
Postal employee in performance of postal duties	Proper verbal statement of position and need	No	Information in file relative to official need
Routine user (individual with externally authorized access as defined in ASM Appendix, section C)	Written request on letterhead, signed by agency official, specifying need <i>If the routine user is a union representative other than the employee's authorized representative, the request should be screened by Labor Relations (LR). The senior IC specialist should confer with LR to determine local protocol for reviewing files.</i>	Yes	
File subject (individual to whom file pertains)	Identification in person or signed request by mail	No	Information in file relative to the request except : <ul style="list-style-type: none"> — The name of or information identifying an individual who has expressly requested anonymity — Records compiled in reasonable anticipation of civil action or proceeding, such as a lawsuit or administrative hearing
Representative of file subject	Written authorization from the file subject	Yes	<ul style="list-style-type: none"> — Records of the disclosure of information to law enforcement agencies for civil or criminal law enforcement purposes — Psychological and other sensitive medical and records. — Uncirculated personal notes with information pertaining to individuals
Other requester without file subject's consent, including spouse but other than postal employee in performance of duty or routine user as defined in ASM	One of the following: <ul style="list-style-type: none"> — A court order signed by a judge directing the USPS to disclose the records — Compelling evidence from the requester that the health or safety of the file subject is affected, with notification sent to the last known address of file subject 	Yes	Information in file relative to court order or compelling need

* Correspondence meets ASM requirements for accounting, but logging of requests suggested (see 12.1).

Exhibit 12.1b
Injury Compensation Privacy Act Log for Accounting of Disclosure

USPS Record System
Personnel Records — OWCP Record Copies, 120.098, and Injury Compensation Payment Validation Records, 120.099
 (See ASM 353.3)

Name of Claimant	FECA Claim No.	Requester and Address	Purpose and Listing of Items and/or Data Disclosed	Date Provided

Exhibit 12.4

Injury Compensation Computer Systems

Human Resources Information System

The IC module is part of the national HRIS. The primary objective of the module is to improve the ability of local ICCOs to track and control IC claims.

The module provides detailed tracking of every on-the-job injury case, including local first-aids cases. It creates logs and reports that eliminate the need for manual logs and aids in evaluating injury activities. It ensures data integrity by comparing the WCIS and safety and IC databases. If there is a discrepancy, the system creates an exception to advise you. The module also provides an automatic tickler system in the form of system messages called call-ups. These messages are scheduled case activities for specific dates in the future. The messages assist you in providing timely return to work of recovered employees, timely settlement of third party cases, and a great deal more.

One of the benefits of a national system is that information such as employee name, address, job assignment, years of service, OWCP case status, etc. are provided from other existing HRIS and WCIS subsystems. Also, multiple people can access the same injury record at the same time. Local injury data are rolled up to the area and national levels to provide the total number of ICCO activities taken, servicewide injury trends, through the ICAS report generated each accounting period.

For more information, see the *Injury Compensation System User's Guide*.

Workers' Compensation Information Subsystems

WCIS is considered a valuable management tool in controlling and reducing compensation costs and monitoring injury claims activities. The WCIS is a database that contains current information on all postal injury claims, including compensation and medical payments, made to or on behalf of postal employees by the DOL, OWCP. Additionally, the data contained in the WCIS are used by Headquarters and the area offices to generate various management reports. This information is updated weekly at the MISSC with computer tapes furnished by the OWCP and is available for online query by IC personnel and postal inspectors assigned to the investigation of IC claims for fraud or abuse.

In WCIS, all open OWCP cases filed by USPS employees and all cases closed less than 2 years can be viewed. Individual payments made during the past 2 years can also be viewed. After 2 years, this information cannot be viewed by accessing the automated compensation payment system or bill payment system; however, the amount of these payments is always reflected in TOTAL (total payments).

Privacy Act Consideration

The warning "Restricted Information" appears on WCIS screen displays and documents containing sensitive information. All records associated with WCIS applications are subject to USPS policies concerning the Privacy Act, and any questions or correspondence related to disclosures should be referred to the ASM, 352, 353, and Appendix. Relative to the restricted information, computer terminals should be kept in a secured area and should not be left unattended when restricted information is being displayed.

Workers' Compensation Information Reporting System

Workers' Compensation Information Reporting System (WCIRS) is an ad hoc reporting system written in FOCUS language in which information is extracted from the WCIS IDMS database. This file is updated every 28 days or when the periodic roll files are received and inputted into the system. Certain menu-driven reports are available and can be easily printed on local printers. A recent enhancement accomplished on the WCIRS is the addition of a reports menu designed specifically to assist the Inspection Service in its review of periodic roll case files. These reports are accessible to all WCIS/WCIRS users.

Types of WCIRS Reports

The WCIRS provides users with the capability of requesting available online reports in three categories:

- Fiscal year payments.
- Reported claims (from 1989 to current year).
- Periodic rolls (current year only).

Other management reports can be generated by individuals skilled in FOCUS programming language using the ad hoc reports menu item on the main menu. Any special requests need to be directed to the Headquarters WCIS/WCIRS Coordinator at 202-268-3685 with the reason for requesting this report. Sufficient time should be given for the programmer to schedule to accommodate the existing work load.

For more information, see the *Workers' Compensation Information Reporting System (WCIRS) Reference Guide, January 1995*.

HBK EL-505, INJURY COMPENSATION, DECEMBER 1995
RECORDS MANAGEMENT

Exhibit 12.8

Noncompliant Response to a Subpoena

With Variants for Requests Related to Workers' Compensation Records

[U.S. Postal Service Letterhead]

___[date]___

___[name]___

___[street address]___

___[city, state, ZIP Code]___

Re: [Reference lawsuit identified on subpoena]

Dear ___[name]___:

This letter responds to the subpoena you have served on the U.S. Postal Service in ___[city]___, ___[state]___ seeking disclosure of records regarding a postal employee. For the reasons set forth below, we are unable to release the requested records at this time.

The records that you are requesting are protected from disclosure under the Privacy Act, 5 U.S.C. 552a. The Act prohibits disclosure of such records except in certain specified instances. Generally, in private litigation, the records may only be disclosed pursuant to a release signed by the employee whose records are sought, or "the order of a court of competent jurisdiction" (5 U.S.C. 552a(b)(11)). The federal courts have consistently held that a subpoena signed by an attorney or clerk of court is insufficient to meet the requirements of the Privacy Act (*Doe v. DiGenova*, 779 F.2d 74, 85 (DC Cir. 1985); *Perry v. State Farm Fire & Casualty*, 734 F.2d 1441, 1447 (11th Cir. 1984); *Bruce v. United States*, 621 F.2d 914, 916 (8th Cir. 1980); *Moore v. United States Postal Service*, 609 F.Supp. 681 (E.D.N.Y. 1985); *Stiles v. Atlanta Gas Light Co.*, 453 F.Supp. 798, 800 (N.D. Ga. 1978)). Because the subpoena you have submitted bears only the signature of the ___[clerk of court/attorney]___, and contains no indication of judicial approval, we are unable to release the requested records. However, upon receipt of either an employee release or court order directing disclosure, we will release the record.

[For requests related to workers' compensation records, add the following two paragraphs:]

Additionally, it is noted that some of the requested records may pertain to a job-related injury and the claim for benefits under the Federal Employees' Compensation Act arising therefrom. Such official records are under the exclusive jurisdiction of the U.S. Department of Labor.

A request for authorization to produce these records should be sent to:

EMPLOYMENT STANDARDS ADMINISTRATION
OFFICE OF WORKERS' COMPENSATION PROGRAMS
200 CONSTITUTION AVENUE
WASHINGTON DC 20210-0001

[For requests seeking the appearance of postal officials regarding the contents of employee records, add the following paragraph:]

In addition to documents, you seek testimony of a postal official. To the extent that any information known to him or her about a postal employee was gained through the generation or review of records protected from disclosure by the Privacy Act, the official may not reveal that

HBK EL-505, INJURY COMPENSATION, DECEMBER 1995
RECORDS MANAGEMENT

information absent a court order or the employee's authorization. Thus, no postal official will appear at the scheduled deposition until you obtain a court order or an authorization from the person who is the subject of your inquiries.

Sincerely,

____[signature]____

____[name]____

Senior Injury Compensation Specialist

13. Timekeeping and Accounting

Overview

Procedures

Continuation of Pay

When an employee chooses COP after sustaining a traumatic injury...

- 13.1 Tracking Time for COP *ICCO or designated control point*
Obligation: Monitoring COP
COP Entitlement
- 13.2 Providing COP for Most Full-Time, Part-Time, Transitional, Casual, or Temporary Employees *ICCO or designated control point*
Pay During the COP Period
- 13.3 Providing COP for Employees Being Terminated . . . *ICCO or designated control point*
- 13.4 Recording COP for Most Full-Time, Part-Time, Transitional, Casual, or Temporary Employees *ICCO personnel*
Guaranteed Time
- 13.5 Recording Limited Duty for Most Full-Time, Part-Time, Casual, Transitional, or Temporary Employees *ICCO or designated control point*
- 13.6 Authorizing and Recording COP for Regular Rural Carriers *ICCO or designated control point*
- 13.7 Authorizing and Recording COP for Substitute Rural Carriers . . . *ICCO or designated control point*
- 13.8 Recording COP for Noncareer Temporary Relief Rural Carriers . . *ICCO or designated control point*
- 13.9 Recording Limited Duty Hours for Regular Rural Carriers *ICCO or designated control point*

Leave and Compensation Administration

When leave or compensation is needed...

- 13.10 Authorizing Sick or Annual Leave During COP Period *ICCO or designated control point*
- 13.11 Adjusting Pay When OWCP Approves Controversion of COP . . . *ICCO or designated control point*
- 13.12 Recording Absences When Employee Receives Compensation for Wage Loss from OWCP *ICCO or designated control point*
- 13.13 Recording Absences When a Claim Is Pending *ICCO or designated control point*
- 13.14 Notifying Personnel of LWOP Status *ICCO or designated control point*
- 13.15 Recording Court Appearance Time When the USPS Prosecutes a Third Party Case *ICCO or designated control point*

HBK EL-505, INJURY COMPENSATION, DECEMBER 1995
TIMEKEEPING AND ACCOUNTING

- 13.16 Recording Court Appearance Time When an Employee
Prosecutes a Third Party Case *ICCO or designated control point*

Pay Adjustments and Recovery

When pay adjustments must be made...

- 13.17 Recovering Excessive COP Hours *ICCO or designated control point*
13.18 Recovering Compensation Overpayment *ICCO or designated control point*
13.19 Processing Leave Buy Back *ICCO or designated control point*
Leave Buy Back
13.20 Initiating Health Benefits Refund *ICCO or designated control point*
Health Benefits Refund Enhancement to WCIS

Recurrence of Disability

When the employee suffers a recurrence of disability...

Exhibits

- 13.1 COP/LWOP-IOD Timekeeping Work Sheet
13.6 Regular Rural Routes
13.11 Timekeeping Codes
13.12 Leave Types
13.14a Sample Letter: Personnel Notification — Leave Without Pay
13.14b Sample Letter: Personnel Notification — Return to Duty
13.16 Third Party Court Appearance
13.19a Sample Letter: Leave Buy Back Policy
13.19b Sample Letter: Form Letter CA-1207
13.19c Application for Reinstatement of Leave (EN-1207)

13. Timekeeping and Accounting

Overview

The purpose of this chapter is to provide the ICCO with specific guidelines for proper timekeeping and accounting procedures. These guidelines are essential for effective management and administration of the injury compensation program. Although the administration of compensation and leave administration is addressed, special attention is given to COP.

Public Law 93-416, approved September 7, 1974, significantly revised FECA to provide for continuation of regular pay for a period not to exceed 45 days for certain employees who file a claim for wage loss caused by traumatic injury. Pay received during the COP period is considered regular "income" and not "compensation," and unlike compensation, it is subject to all taxes and other payroll deductions applicable to regular income.

The intent of the COP provision is to eliminate interruption in the employee's income during the period immediately following a job-related traumatic injury.

Employees eligible for COP include all current:

- Regular schedule employees, including managers and supervisors.
- Part-time flexible employees.
- Transitional employees.
- Temporary employees.
- Casual employees.
- Rural carriers.

Independent contractors and individuals employed by independent contractors are generally not entitled to COP. See Chapter 4, Claims Management, for information concerning COP eligibility criteria.

Procedures

Continuation of Pay

When an employee chooses COP after sustaining a traumatic injury...

13.1 Tracking Time for COP — ICCO or designated control point personnel

Obligation: Monitoring COP

The ICCO must monitor COP hours to ensure that employees do not receive COP for more than a 45-calendar-day period for any one injury.

COP Entitlement

Employees may receive COP for up to 45 calendar days for time lost from work because of disability resulting from a job-related injury provided that absence from work time is medically indicated. Medical documentation to support this absence must be furnished within 10 days from the beginning of disability.

The maximum number of COP hours most employees are entitled to receive per injury is 264. Rural carriers with an H route cannot exceed 312 COP hours; rural carriers with a J route cannot exceed 288 COP hours.

Holidays and scheduled leave are counted as workdays.

An employee's entitlement to COP must be used within 90 days of the DOI, or if there is no immediate time loss, within 90 days of the first time loss following the DOI. The only exception is when continuing days of COP bridge the 90th day. In that case, pay may be continued until entitlement is exhausted or the employee returns to work.

- Track employees' COP days as follows:
 - Start tracking COP days on the *calendar day* following the first full day or shift the employee is absent from work because of a disabling traumatic injury.

For example, if an employee whose regular work schedule is Monday through Friday, 8:00 a.m. to 4:30 p.m., sustains a disabling injury at 2:00 p.m. Friday, the first day to be charged against the COP entitlement is Saturday rather than the employee's next scheduled workday, even though there is no payment made.
 - Continue tracking up to the day the employee returns to work or 45 days is reached, whichever comes first. Include weekends, holidays, and planned leave during that time.

HBK EL-505, INJURY COMPENSATION, DECEMBER 1995
TIMEKEEPING AND ACCOUNTING

- For a bargaining unit or FLSA-nonexempt EAS employee, count any day or shift on which the employee requires time off as a full calendar day.
- For an FLSA-exempt EAS employee, if the employee returns to work part time because of medical limitations or requires time off for treatment of the injury, any portion of the day lost counts as a full day of COP regardless of the FLSA-exempt status.
- If the employee loses time because of further periods of disability or for medical treatment, start and stop tracking in the same way for each subsequent absence.
- Ensure that the number of days included within the employee's COP limit does not exceed 45 calendar days within the 90-day entitlement period.

◇ *Only if the injury occurs before the beginning of the workday may the DOI be charged to COP.*

□ Track an employee's COP hours as follows:

- Count actual hours charged to COP.
- Ensure that the number of hours charged to COP within the 45-day COP period does not exceed:
 - For a rural carrier with an H route, 312 hours.
 - For a rural carrier with a J route, 288 hours.
 - For other employees, 264 hours.

SEE Exhibit 13.1, *COP/LWOP-IOD Timekeeping Worksheet*, for assistance in tracking days and hours.

SEE Exhibit 13.17, *Recovering Excessive COP Hours*, for information on monitoring COP.

13.2 Providing COP for Most Full-Time, Part-Time, Transitional, Casual, or Temporary Employees — ICCO or designated control point personnel

Pay During the COP Period

Pay during the COP period includes:

- Night shift differential or Sunday premium pay employees would normally receive.
- Holiday pay employees would normally receive (recorded as holiday pay but counted as COP days).

Changes in pay that otherwise would have occurred during the 45-day period (e.g., step, general, or promotion increases, demotion, termination of a temporary detail) are reflected in the COP amount and take effect at the time they normally would have occurred.

- Provide COP with Form 3971, *Request for or Notification of Absence*, for different types of employees in the following manner:

- **Regular schedule employees** (full-time or part-time employees who work each week for the same number of hours) receive pay for the regularly scheduled hours not worked because of the injury. The amount paid during COP is equal to their current basic rate plus COLA and premium pay, excluding overtime.

$$\text{COP Rate} = \frac{\text{current basic pay} + \text{COLA and premium pay}}{\text{(excluding overtime)}}$$

- **Part-time flexible schedule employees** (employees who work each week, but do not work the same number of hours each week) receive pay at a weekly rate equal to their total earnings, excluding overtime, during the 1 year preceding the DOI (or since appointment, if less than 1 year), divided by the number of weeks during which some earnings were received during that same period.

The amount paid during COP is equal to basic pay plus COLA and premium pay, excluding overtime.

$$\text{Weekly COP Rate} = \frac{\text{total earnings during 1 year preceding the DOI, including COLA and premium pay (excluding overtime)}}{\text{number of weeks that earnings were received during the year}}$$

HBK EL-505, INJURY COMPENSATION, DECEMBER 1995
TIMEKEEPING AND ACCOUNTING

The calculated weekly pay rate is prorated for any partial weeks of eligibility: for each day, an amount equal to the weekly pay, less any regular pay received for the week, divided by the number of days that have not been worked.

$$\text{Daily COP rate} = \frac{\text{calculated weekly pay less any regular pay received for the week}}{\text{number of days not worked during the same period}}$$

However, the weekly pay may not be less than 2.9 times the average daily pay received during the 52-week period immediately preceding the DOI.

$$\text{Average daily pay} = \frac{\text{total earnings during the 1 year preceding the injury (excluding overtime)}}{\text{number of days worked during the same period}}$$

This minimum does not apply to partial weeks in which COP begins or ends.

- **Casual or temporary employees**, or other intermittent employees who are not part of the regular work force and who do not work each week, receive weekly pay (including prorated amounts for partial weeks) as computed for part-time flexible employees.

When casual employees or other employees with specific terms of employment are injured, authorize COP only through the end of their appointments.

Example: If a casual employee is hired for 89 days and becomes injured on the 85th day, COP is covered only through the 89th day.

- **Transitional employees** are noncareer employees hired to fill positions normally held by career employees for a temporary period not to exceed 359 days. These employees work each week but may not work the same hours weekly. Transitional carriers are hired at the level and initial step of the position they are filling (i.e., Level 5 or Level 6) and receive COLA. All other transitionals (APWU) are hired at the level and initial step of the position they are filling but *do not* receive COLA.

If an employee is hired for 89 days and the appointment is changed to 60 days because of lack of work before the date that the injury occurred, COP is awarded through the 60th day.

HBK EL-505, INJURY COMPENSATION, DECEMBER 1995
TIMEKEEPING AND ACCOUNTING

13.3 Providing COP for Employees Being Terminated — *ICCO or designated control point personnel*

- Ensure that COP is not interrupted as part of a disciplinary action nor terminated as a result of a disciplinary action that terminates employment unless final written notice of termination for cause was issued to the employee before the date of injury.
 - If an employee has received notice of a disciplinary action or termination prior to injury, provide COP only through the end of his or her appointment.
 - If an employee receives notice of a disciplinary action or termination after the DOI, provide COP beyond the date of separation. The employee is identified by special coding on Form 50, *Notification of Personnel Action*. The entries on Form 50 should reflect the following:
 - Item 21.....Code “9.”
 - Item 22.....PP/YR 45th day of COP.
 - Item 23.....Code “CP.”
 - Item 95.....Code +“W.”

If, after separation, it is determined that COP is to be terminated before the date shown in item 22, completion of another Form 50 is required and must include the appropriate pay period and year in item 22.

- If a claim is submitted before termination of employment and if the separation date was identified before the DOI, COP is not provided beyond the day of separation. COP is not paid if any one of the following conditions applies:
 - The disability is a result of an occupational disease or illness.
 - The employee is neither a citizen nor a resident of the United States, Canada, or the territory under the administration of the Panama Canal Commission (i.e., a foreign national employed outside the areas indicated).
 - The injury occurred off USPS premises, and the employee was not engaged in official “off-premises” duties.
 - The injury occurred on USPS premises, but the employee was not engaged in any employment-related activity.

Example: The employee was injured when he or she came into work on his or her day off to pick up a paycheck or was changing a tire on a personal vehicle in the parking lot.

 - The employee caused the injury by his or her willful misconduct, or intended to bring about his or her injury or death or that of another person, or the employee’s intoxication was the proximate cause of the injury.
 - The injury was not reported on a form approved by OWCP (usually Form CA-1) within 30 days following the injury.
 - Work stoppage first occurred more than 90 days following the injury.
 - The employee initially reported the injury after employment was terminated.

HBK EL-505, INJURY COMPENSATION, DECEMBER 1995
TIMEKEEPING AND ACCOUNTING

- ◇ *COP may be paid if the medical evidence indicates that the claimant is fit for limited duty and limited duty is not provided. However, limited duty is not offered if the claimant has been terminated.*
- For periods of disability either after the 45th day of COP or after the date of separation if COP was not authorized, instruct the claimant to request compensation payments by submitting a CA-7, *Claim for Compensation on Account of Traumatic Injury or Occupational Disease*, listing the dates of total disability and providing medical reports to substantiate such disability.

13.4 Recording COP for Most Full-Time, Part-Time, Transitional, Casual, or Temporary Employees — ICCO personnel

- *On the DOI*, keep the injured employee in a work status or grant administrative leave for any fraction of a day or shift lost, so that the employee receives pay for the entire shift that he or she is scheduled to work. Do not charge the DOI to the 45-day COP period, except when the injury occurs before the beginning of the workday or shift.
 - If an employee receives first-aid treatment and returns to work the same day, excuse his or her time spent for first-aid treatment to administrative leave. Do not require the employee to clock out when leaving the place of duty for first-aid examination or treatment.
 - If an employee, including a casual or temporary employee, is directed by management to an on-site or off-site medical unit the same day as the accident, record the time spent waiting for and receiving medical attention as work time, up to all time that the employee would have been directed to work beyond the regularly scheduled shift.

- ◇ *An employee whose treatment extends beyond his or her scheduled end of shift is not to be credited with that time.*
 - If an employee, except a casual or temporary employee, is excused from work during the scheduled shift, charge the remaining portion of the shift to Other Paid Leave (Administrative), rather than COP.
 - If an employee is excused from work on a nonscheduled day for which the guarantee period applies, change the remaining portion of the employee's workday to Guaranteed Time and Guaranteed Overtime, as applicable.

Guaranteed Time

Guaranteed time, under the guarantee provisions of collective bargaining agreements, is time paid for but not worked because the employee has been released by the supervisor and has clocked out before the end of a guaranteed period.

Example: Most bargaining unit full-time regular employees are guaranteed 8 hours of work or pay if called in on their nonscheduled day to work. If such an employee works 6 hours and is then released, and told by his or her supervisor to clock out because of lack of work, the remaining 2 hours of the employee's 8-hour guarantee are recorded as guaranteed time.

- *On any day or shift other than the DOI* when an employee stops work for a portion of a day or shift:
 - If a *bargaining-unit or FLSA-nonexempt EAS employee* requires time off for treatment of an injury, count the day or shift as 1 full calendar day for the purpose of totaling COP, and record COP in any combination with workhours or any type of leave to equal a full service day:

HBK EL-505, INJURY COMPENSATION, DECEMBER 1995
TIMEKEEPING AND ACCOUNTING

- If work is available for the rest of the day and the employee is absent for all or any part of the remaining hours, record the absence as leave, LWOP, AWOL, etc., as appropriate, since absence beyond the time needed because of the injury cannot be charged to COP.
- If the employee is not allowed to work a partial shift, he or she is entitled to COP for the entire shift.
- If an *FLSA-exempt EAS employee* returns to work on a part-time basis because of medical limitations, or requires time off for treatment of the injury, COP is granted in full-day increments. Use of any COP counts as a full day toward the 45 days of COP regardless of FLSA status. Record COP only in combination with workhours, court leave, military leave, and administrative leave equal to a full service day of 8 hours.
 - Do not combine COP with annual leave, sick leave, LWOP, or AWOL, which must be taken in 8-hour increments.
 - If personal absence is granted for some or all of the balance of a full service day of 8 hours in which COP is taken, record the personal absence time as workhours.

HBK EL-505, INJURY COMPENSATION, DECEMBER 1995
TIMEKEEPING AND ACCOUNTING

13.5 Recording Limited Duty for Most Full-Time, Part-Time, Casual, Transitional, or Temporary Employees — ICCO or designated control point personnel

- When an injured employee is assigned limited duty, charge and record workhours to LDC 68, Operation 959.

SEE Chapter 7, Limited Duty Program Management.

HBK EL-505, INJURY COMPENSATION, DECEMBER 1995
TIMEKEEPING AND ACCOUNTING

13.6 Authorizing and Recording COP for Regular Rural Carriers — ICCO or designated control point personnel

- Authorize COP on Form 1314, *Regular Rural Carrier Time Certificate*, by marking the Days Assigned Carrier Absent (DACA) block with code C for each day the carrier was scheduled to work. The code C will automatically pay other leave and also identify it as COP on generated reports. Rural carrier leave is charged in whole day increments only.

When the following day is a relief day, J or K day, or a holiday H, enter the appropriate relief or holiday code.

Record other paid leave, e.g., Administrative for the DOI, by marking the DACA block with a code O and annotating the back of the time card to read "Administrative leave due to on-the-job injury."

SEE Exhibit 13.6, Regular Rural Routes.

- ◇ *Pay procedures for rural carriers do not allow for two employees to be certified on the same route on the same day.*

HBK EL-505, INJURY COMPENSATION, DECEMBER 1995
TIMEKEEPING AND ACCOUNTING

13.7 Authorizing and Recording COP for Substitute Rural Carriers — ICCO or designated control point personnel

- For guidance in paying COP for substitute rural carriers, see 13.2, Authorizing COP for Most Full-Time, Part-Time, Transitional, Casual, or Temporary Employees.
- To determine the hourly pay rate for substitute carriers, find the quotient for their basic annual rate for a *40-hour evaluated route* at their specific *attained step* divided by 2,000. Add this amount to the quotient for the annual COLA rate divided by 2080. Level 5 RSC B is the same rate.

$$COP \text{ hourly rate} = \frac{\text{Basic annual rate}}{2,000} + \frac{COLA}{2,080}$$

Example: Basic annual rate for 40 hours at step 12:

(\$31,818) divided by 2,000	15.91
COLA (\$1,997) divided by 2,080	= + .96
COP hourly rate	\$16.87

HBK EL-505, INJURY COMPENSATION, DECEMBER 1995
TIMEKEEPING AND ACCOUNTING

13.8 Recording COP for Noncareer Temporary Relief Rural Carriers — *ICCO or designated control point personnel*

- To determine the hourly pay rate for temporary relief carriers, i.e., rural carrier associates and rural carrier reliefs, use the hourly salary.

HBK EL-505, INJURY COMPENSATION, DECEMBER 1995
TIMEKEEPING AND ACCOUNTING

13.9 Recording Limited Duty Hours for Regular Rural Carriers — ICCO or designated control point personnel

- When a regular rural carrier is working limited duty, record the hours by entering E in the DACA block of Form 1314, *Regular Rural Carrier Time Certificate*, for each day the employee is working on limited duty. This allows the regular carrier to be paid limited duty hours and COP leave hours that occur on the same day or days within a service week (see Exhibit 13.6, Regular Rural Routes).
- Determine the number of COP hours to be used in conjunction with limited duty hours by doing the following:
 - Use whole COP hours in conjunction with limited duty hours to complete the week, remembering that COP cannot exceed 45 calendar days.
 - H or M route = 6 days
 - J route = 5.5 days
 - K route = 5 days
 - Ensure that limited duty hours plus COP hours do not exceed E days multiplied by the daily evaluated hours for J, H, and M routes. COP hours may be rounded to nearest whole number. For each day COP hours are recorded, the whole day counts toward completion of the 45-calendar-day allowance period. For K routes, ensure that limited duty hours plus COP hours do not exceed 40 hours in a week. Take 40 hours and deduct the limited duty hours to determine the COP hours.
- Record the number of hours in hundredths the employee works in the Limited Duty Hours block. Do not include these hours in the actual weekly workhours block.
- Pay limited duty hours at the evaluated hourly rate or level 5 attained step of RSC B, whichever is greater. Limited duty hours worked in excess of 40 are paid at 150 percent of the RSC B rate.

SEE Chapter 7, Limited Duty Program Management.

Leave and Compensation Administration

When leave or compensation is needed...

13.10 Authorizing Sick or Annual Leave During COP Period — ICCO or designated control point personnel

- Authorize only as much sick or annual leave as the employee has accrued and only for the 45-calendar-day COP period. The use of sick or annual leave does not extend the 45-calendar-day period. Pay that is attributable to the leave period is subject to taxes and other usual payroll deductions.
- If the employee subsequently requests COP instead of the previously requested annual or sick leave, the request must be made within 1 year of the date that leave is used or within 1 year of the date OWCP approves the claim, whichever is later.
- The employee is not entitled to buy back that leave with later compensation payments.*

HBK EL-505, INJURY COMPENSATION, DECEMBER 1995
TIMEKEEPING AND ACCOUNTING

13.11 Adjusting Pay When OWCP Approves Controversion of COP — ICCO or designated control point personnel

- If OWCP finds that the employee is not entitled to COP after it has been paid, charge the payments to annual or sick leave (see Exhibit 13.11, Timekeeping Codes).
 - Notify the employee, who then makes the choice between sick leave, annual leave, or both.
 - Prepare a pay adjustment on Form 2240, *Pay, Leave, or Other Hours Adjustment Request*, and Form 2243, *PSDS Hours Adjustment Record*.

HBK EL-505, INJURY COMPENSATION, DECEMBER 1995
TIMEKEEPING AND ACCOUNTING

13.12 Recording Absences When Employee Receives Compensation for Wage Loss from OWCP — ICCO or designated control point personnel

- When an employee is absent from work while receiving compensation for wage loss from the OWCP, grant LWOP-IOD. Approve with Form 3971, *Request for or Notification of Absence*, hours type 49 or 25 in PSDS offices (see Exhibit 13.12, Leave Types).

HBK EL-505, INJURY COMPENSATION, DECEMBER 1995
TIMEKEEPING AND ACCOUNTING

13.13 Recording Absences When a Claim Is Pending — *ICCO or designated control point personnel*

- When there are no workhours while an OWCP claim is pending, record the employee's time either by regular LWOP hours (type 59, 60, or 23 in Postal Service Data Site (PSDS) offices), annual leave (55 or 01 in PSDS offices), or sick leave (56 or 02 in PSDS offices) as appropriate.
- If the claim is subsequently approved, process Form 2240, *Pay, Leave, or Other Hours Adjustment Request*, to change the leave type originally recorded to LWOP-IOD for the period of time that OWCP has approved payment.

HBK EL-505, INJURY COMPENSATION, DECEMBER 1995
TIMEKEEPING AND ACCOUNTING

13.14 Notifying Personnel of LWOP Status — ICCO or designated control point personnel

- When an employee has been in an LWOP status more than 30 days, notify the personnel services office to prepare Form 50 (see Exhibit 13.14a, Sample Letter: Personnel Notification — Leave Without Pay). The form will be submitted to the Minneapolis Information Systems Service Center (MNISSC) and annotated under item 50, Remarks, "LWOP for the purpose of receiving workers' compensation under PL93-416." The employee LDC should be changed to "67."
- When the employee returns to duty, notify the personnel services office via memo to update Form 50, item 50 to read "Return to duty" (see Exhibit 13.14b, Sample Letter: Personnel Notification — Return to Duty). The LDC must then be changed back to the appropriate LDC.

HBK EL-505, INJURY COMPENSATION, DECEMBER 1995
TIMEKEEPING AND ACCOUNTING

13.15 Recording Court Appearance Time When the USPS Prosecutes a Third Party Case
— *ICCO or designated control point personnel*

- When an employee must appear in court as a witness in a third party action assigned to the USPS, place him or her in an official duty status for:
 - Time spent in court.
 - Time spent traveling between the court and his or her work site.

- Do not place the employee in an official duty status for: Time spent traveling between residence and the court because it is considered commuting time and, therefore, is not compensable.

HBK EL-505, INJURY COMPENSATION, DECEMBER 1995
TIMEKEEPING AND ACCOUNTING

13.16 Recording Court Appearance Time When an Employee Prosecutes a Third Party Case — *ICCO or designated control point personnel*

- When an employee prosecutes a third party action in his or her own name, compensate the employee as follows:
 - For court appearances:
 - Compensate the employee as if he or she were in an official duty status by recording hours as work only, and not as court leave or any other type of leave, on the employee's time card. Form 3971, *Request for or Notification of Absence*, is not required.
 - Have the employee document the time required for appearances on the memorandum, Third Party Court Appearance, (see Exhibit 13.16), and return it to the ICCO.
 - For time used within the employee's work schedule to develop the case, charge time to annual leave or LWOP.
- ◇ *The employee is not in an official duty status as defined by the USPS, but the USPS makes this adjustment to implement the FECA provision requiring compensation of such an employee.*

Pay Adjustments and Recovery

When pay adjustments must be made...

13.17 Recovering Excessive COP Hours — ICCO or designated control point personnel

- Monitor COP hours to ensure that employees do not receive COP for more than 45 calendar days for any one injury. Use Report HRHO62, *Workers' Compensation — Injury on Duty*, for COP data. The report is produced each pay period by the MNISSC and printed automatically to each installation's system printer. It assists the ICCO and other postal officials in monitoring employees in a COP status.

COP in excess of the maximum number of hours could reflect:

- Overpayment.
 - Two or more injuries.
 - Inefficient authorization and tracking procedures.
- Recover excessive COP hours by initiating pay adjustment on Form 2243, *PSDS Hours Adjustment Record*, or Form 2240, *Pay, Leave, or Other Hours Adjustment Request*. Note whether the employee chooses sick, annual, and/or LWOP and send the form to the finance office. The finance office processes the form or sends it to the MNISSC if further processing is necessary.

HBK EL-505, INJURY COMPENSATION, DECEMBER 1995
TIMEKEEPING AND ACCOUNTING

13.18 Recovering Compensation Overpayment — ICCO or designated control point personnel

- Monitor compensation payments via PHC908P1, *Chargeback Summary Report*, and PHC931P1, *Chargeback Detail Report*. Immediately notify the OWCP district office of any overpayment.

When an overpayment is discovered, OWCP:

- Determines the period of absence from the job that resulted in the overpayment in the course of adjudication of the claim.
 - Notifies the ICCO or point personnel and the employee of the period of disability that is approved by OWCP.
- Monitor action taken by OWCP on overpayments identified.

13.19 Processing Leave Buy Back — ICCO or designated control point personnel

Leave Buy Back

An employee who sustains a job-related disability may use sick or annual leave or both to avoid interruption of income. If the employee uses leave during a period of disability caused by an occupational disease or illness, and a claim for compensation is approved, the employee may, *with the approval of the USPS*, “buy back” the used leave and have it recredited to the employee’s account.

If the employee uses leave during a period of disability caused by a traumatic injury and a claim is approved by the OWCP district office, the employee may buy back leave taken after the 45-day COP period. The employee may not repurchase leave taken during the 45-day COP period unless the employee was not entitled to receive COP. Computing the amount due the USPS to effect the leave repurchase is the responsibility of the USPS and is to be done in accordance with USPS accounting principles and practices.

If the USPS does not approve a repurchase of leave, then no compensation may be paid for the period leave was used. Where the USPS agrees to the leave repurchase, the employee may elect to have the compensation payable for the period paid directly to the USPS to be applied against the amount due the agency to effect the repurchase.

- When an employee wishes to buy back leave used subsequent to the 45-day COP period, or leave used during a period of disability caused by an occupational disease or illness, advise the employee either orally or in writing of the USPS leave buy back policy (see Exhibit 13.19a, Sample Letter: Leave Buy Back Policy)
- ◇ *Leave cannot be repurchased during the COP period.*
- Initiate a leave buy back request through completion and submission of CA-7 or CA-8. Such a form can request a buy back for those days or hours when medical certification of total disability is available or when leave was taken for related medical appointments or therapy. Proceed as follows:
 - Determine the amount of leave used by the employee after the 45-day COP period.
 - Determine if any of the annual leave being bought back is from a previous leave year. If so, determine whether this annual leave, when added to the annual leave carried over by the employee during that previous leave year, if any, will exceed the employee’s annual leave carryover ceiling.
 - If the amount of leave determined above exceeds the employee’s annual leave carryover ceiling, take the following action:
 - Determine the amount of annual leave that can be bought back without creating a forfeiture situation.

HBK EL-505, INJURY COMPENSATION, DECEMBER 1995
TIMEKEEPING AND ACCOUNTING

- Inform the employee of the maximum amount of annual leave that can be bought back while remaining within the carryover ceiling.
 - Caution the employee to buy back only the amount of annual leave that can be recredited and explain why.
- When OWCP has issued the form letter CA-1207 (see Exhibit 13.19b) with enclosure EN-1207, *Application for Reinstatement of Leave* (see Exhibit 13.19c), and the employee has completed items 1 and 2 and submitted the completed EN-1207 to the ICCO, complete items 3 through 7 and send the EN-1207 with a cover letter requesting the MNASC to process the leave buy back.

The MNASC makes pay adjustments changing paid leave to LWOP-IOD and sends Form 1903-DZ to the employee's work location showing deductions and net amount due from OWCP. A copy is sent to the employee.
- Send the verified CA-1207 to OWCP with the current amount of hours to be bought back.
- When OWCP submits approval on the CA-1207, advise the employee to complete and sign the back of the CA-1207, indicating that he or she will do one of the following:
 - Pay the USPS directly and receive compensation from OWCP.
 - Let OWCP pay compensation directly to the USPS MNISSC and he or she will pay or receive the difference.
- The employee must authorize OWCP to pay the compensation to the disbursing officer, MNISSC, unless full pay for the leave period has previously been refunded.*

13.20 Initiating Health Benefits Refund — ICCO or designated control point personnel

Health Benefits Refund Enhancement to WCIS

Implementation of the automated processing of employee refunds of health benefit premiums became effective September 1995 (see Management Memo 95-24 dated 8-21-95).

- To ensure that an eligible employee receives his or her health benefit refund:
 - Follow instructions provided in the WCIS *Health Benefits Guide* issued September 1995. Note: These instructions are also available on line by requesting them from the Health Benefits menu in WCIS.
 - Maintain health benefits information for a period of 2 years before the initial implementation date (September 6, 1995) for processing of refunds. Information is available to the requester for the current quarter and one previous quarter beginning with postal quarter 4, FY 1995.
 - Process manually all refunds covering periods earlier than postal quarter 4, FY 1995, by doing the following:
 - Retrieve Form 202, *Health Benefits Refund Payment Authorization*, from the WCIS.
 - In calculating the amount of the refund to be paid, subtract the difference between the OPM health benefits premium rate and the USPS rate of the health benefits plan chosen by the employee.
 - Obtain approval of the facility manager or designee.
 - Submit two copies of the refund authorization to the finance office for payment using Account Identifier Code 587, Fees for Service — Postal Operations.
 - File the original Form 202 in the employee's injury compensation file and one copy in the OPF.

The finance office will forward the refund and one copy of the Form 202 to the employee, and retain one copy for its records.

Recurrence of Disability

When the employee suffers a recurrence of disability...

SEE Chapter 5, Recurrence of Disability.

HBK EL-505, INJURY COMPENSATION, DECEMBER 1995
TIMEKEEPING AND ACCOUNTING

Exhibit 13.1

COP/LWOP-IOD Timekeeping Work Sheet

<input type="checkbox"/> Traumatic	<input type="checkbox"/> Illness/Disease	<input type="checkbox"/> Third party	<input type="checkbox"/> Controverted
Employee: _____	SS#: _____	DOB: _____	
Address: _____	Tele: _____	PL: _____	
_____	DOI: _____	Nature of Injury: _____	
OWCP No: _____	_____		
Physician's Name, Address, Phone: _____	_____		
Date Stopped Work: _____	DATE FORMS SENT TO OWCP		
	Forms	Date	Remarks
Date COP Began: _____			

Date Pay Stopped: _____			

AL/SL: _____			
Date RTW: _____			
<u>RECURRENCES</u>			
Date: _____	Date Stopped	RTW	
	<u>WORK</u>		

COP TRACKING SHEET

Day	Date	Comments	Day	Date	Comments	Compensation	
1			24				
2			25			<i>From</i>	<i>To</i>
3			26				
4			27				
5			28				
6			29				
7			30				
8			31			Limited Duty	
9			32				
10			33			<i>From</i>	<i>To</i>
11			34				
12			35				
13			36				
14			37				
15			38				
16			39				
17			40				
18			41			Remarks:	
19			42				
20			43				
21			44				
22			45				

HBK EL-505, INJURY COMPENSATION, DECEMBER 1995
 TIMEKEEPING AND ACCOUNTING

Exhibit 13.6

Regular Rural Routes

Type Of Routes

H Route (Evaluated Hour Route)

The regular carrier's salary is based upon 12 days per pay period, 312 days per year, or 2,496 hours per year. Evaluated pay hours on an H type route may vary from 12 to 46 hours per week.

J Route (Evaluated Hour Route)

The regular carrier's salary is based upon 5 days during 1 week and 6 days the other week, for a total of 11 days per pay period, 286 days a year, or 2,288 hours per year. One relief day per pay period is authorized. Evaluated pay hours vary from 41 to 46 hours per week.

K Route (Evaluated Hour Route)

The regular carrier's salary is based upon 5 days each week, 260 days per year, or 2,080 hours per year. One relief day is authorized each week. The relief day must be the same day each week except for routes on rotating relief. Evaluated pay hours vary from 40 to 48 hours per week.

Rates of Pay

Basic Rate — the annual, daily, or hourly salary, excluding COLA.

Base Rate — the annual, daily, or hourly rate, including COLA.

Calculating Rate — base or basic daily and hourly rates determined by dividing the base or basic annual rate (BAR) as follows:

Route Type	Regular Center Carrier		Substitute Carrier	
	Evaluated Daily Rate	Evaluated Hourly Rate	Evaluated Daily Rate	Evaluated Hourly Rate
H or M (6-day workweek)	$\text{BAR} \div 312$	$\text{BAR} \div 2496$	$\text{BAR} \div 302$	$\text{BAR} \div 2416$
J (5½-day workweek)	$\text{BAR} \div 286$	$\text{BAR} \div 2288$	$\text{BAR} \div 276$	$\text{BAR} \div 2208$
K (5-day workweek)	$\text{BAR} \div 260$	$\text{BAR} \div 2080$	$\text{BAR} \div 250$	$\text{BAR} \div 2000$

HBK EL-505, INJURY COMPENSATION, DECEMBER 1995
TIMEKEEPING AND ACCOUNTING

Exhibit 13.11

Timekeeping Codes

Codes to be used with Distributed Data Entry or Distributed Reporting

- 43 Penalty Overtime
- 49 LWOP/IOD
- 52 Workhours
- 53 Overtime
- 54 Night Work
- 55 Annual Leave
- 56 Sick Leave
- 57 Holiday Work
- 58 Holiday Leave
- 59 Part Day LWOP
- 60 Full Day LWOP
- 61 Court Leave
- 62 Guarantee Time
- 65 Meeting Time
- 66 Convention Leave
- 67 Military Leave
- 68 Guarantee OT
- 69 Blood Donor
- 70 Stewards Time
- 71 COP
- 72 Sunday Premium
- 74 Christmas Work
- 76 Nonscheduled
- 86 Administrative Leave

HBK EL-505, INJURY COMPENSATION, DECEMBER 1995
 TIMEKEEPING AND ACCOUNTING

Exhibit 13.12

Leave Types

Leave Types (Information Only)		
Leave Type	Time Card Code	PSDS Code
LWOP-Lieu of Sick Leave	59/60	20
LWOP-Proffered	59/60	21
LWOP-Personal Reasons	59/60	22
LWOP-Part Day	59	23
LWOP-Full Day	60	23
LWOP-AWOL	59/60	24
LWOP-IOD-OWCP	49	25
LWOP-Maternity	59/60	26
LWOP-Suspension	59/60	27
LWOP-Union Official	84	28
LWOP-Suspension Pending Termination	59/60	29
Continuation of Pay (USPS)	71	03
Court Duty	61	04
Military Leave	67	05
Postmaster's Organization	89	08
Blood Donor Leave	69	09
Other Paid Leave	86	10
Convention Leave	66	12
Acts of God	78	13
Veteran's Funeral	79	14
Relocation	80	15
Civil Defense	77	16
Civil Disorder	81	17
Voting Leave	85	18

HBK EL-505, INJURY COMPENSATION, DECEMBER 1995
TIMEKEEPING AND ACCOUNTING

Exhibit 13.14a

Sample Letter: Personnel Notification — Leave Without Pay

[U.S. Postal Service Letterhead]

Date:

Our Ref:

Subject: Leave Without Pay

To: Personnel Services Office

Re: ___[employee name]___

___[SSN]___

___[designation]___

___[P.O. and state]___

Effective ___[date]___, the above-named employee is to be placed in a leave without pay status for the purpose of receiving compensation because of an injury sustained while on the job. This employee is to remain in this status until ___[he/she]___ returns to work. The completed CA-7 was submitted to the OWCP district office on ___[date]___ . The last day in pay status is ___[date]___ .

Sincerely,

___[signature]___

___[name]___

___[title]___

Injury Compensation Office

HBK EL-505, INJURY COMPENSATION, DECEMBER 1995
TIMEKEEPING AND ACCOUNTING

Exhibit 13.14b

Sample Letter: Personnel Notification — Return to Duty

[U.S. Postal Service Letterhead]

Date:

Our Ref:

Subject: Return to Duty

To: Personnel Services Office

Re: ___[employee name]___
___[SSN]___
___[designation]___
___[P.O. and state]___

On ___[date]___ you were informed that the above-named employee was placed in a leave without pay status for the purpose of receiving compensation because of an injury on the job from ___[date]___, until further notice. Leave without pay for this purpose terminated on ___[date]___. Your first date to return to duty status will be ___[date]___, ___[full time/part time]___.

Sincerely,

___[signature]___

___[name]___

___[title]___

Injury Compensation Office

Privacy Act Statement

The collection of this information is authorized by 39 U.S.C. 401, 1003, and 5 U.S.C. 8339. This information will be used to compensate you for court appearances in connection with a third party case. As a routine use, the information may be disclosed to an appropriate government agency, domestic or foreign, for law enforcement purposes; where pertinent, in a legal proceeding to which the USPS is a party or has an interest; to a government agency in order to obtain information relevant to a USPS decision concerning employment, security clearances, contracts, licenses, grants, permits, or other benefits; to a government agency upon its request when relevant to its decision concerning employment, security clearances, security or suitability investigations, contracts, licenses, grants, or other benefits; to a congressional office at your request; to an expert, consultant, or other person under contract with the USPS to fulfill an agency function; to the Federal Records Center for storage; to the Office of Management and Budget for review of private relief legislation; to an independent certified public accountant during an official audit of USPS finances; to an investigator, administrative judge, or complaints examiner appointed by the Equal Employment Opportunity (EEO) Commission for investigation of a formal EEO complaint under 29 CFR 1613; to the Merit Systems Protection Board or Office of Special Counsel for proceedings or investigations involving personnel practices and other matters within their jurisdiction; to a labor organization as required by the National Labor Relations Act; to agencies having taxing authority for taxing purposes; to financial organizations receiving allotments; to state Employment Security Agencies to process unemployment compensation claims; to a federal or state agency providing parent locator service or to other authorized persons as defined by Public Law 93-647; to the National Association of Postal Supervisors that relates to postal supervisors; to the Office of Personnel Management (OPM), Social Security Administration, Veterans Administration, Office of Workers' Compensation Programs, health insurance carriers, or plans, or other program management agencies or retirement systems for use in determining a claim for benefits; and to OPM for its active employee/annuitant data systems used to analyze federal retirement and insurance costs. Completion of this form is voluntary; however, if this information is not provided, you may not be compensated.

HBK EL-505, INJURY COMPENSATION, DECEMBER 1995
TIMEKEEPING AND ACCOUNTING

Exhibit 13.19a

Sample Letter: Leave Buy Back Policy

Verbal or Written Information Provided To Injured Employee

To __[name]__:

This refers to your job-related injury or illness of ___[date]___, and the annual or sick leave related thereto used during the period _____.

A claim for compensation [was/will] be submitted to the Office of Workers' Compensation Programs (OWCP) for the above leave period. The buy back cannot be initiated until the period of leave buy back is approved by OWCP with submission of EN-1207.

You may use your sick or annual leave and then buy back the leave to prevent any interruption in pay while your claim for compensation is being processed by OWCP.

If you go into an LWOP status, you will not receive a compensation check until your claim is approved by OWCP. If your claim is disapproved, you will not be allowed to buy back your leave. The following information is provided for you to determine whether or not you want to use the buy back process:

1. Your claim must be approved by OWCP *before* you submit CA-7 and the subsequent CA-8. After completing them, you *must* submit forms CA-7 and CA-8 to the USPS for time verification.
2. Unless you are disabled 14 days or more after the 45 days of COP is exhausted, there is a 3-day LWOP waiting period before compensation can be paid. If the 3-day period is applicable, you will not be paid compensation for 3 days and will be required to pay back the *full* amount of leave pay received for the 3 days when buying back leave.
3. You will be required to reimburse the USPS the difference in your net pay and the amount of compensation for the leave period before your leave is restored. OWCP will pay your compensation to PDC and you will be required to reimburse any difference in the *net* pay you received. The amount you will be required to refund will depend on your compensation rate (75 percent with dependent, 66 2/3 percent with no dependent) and the amount of tax deductions you take. Because no tax deductions are made on compensation, in some instances the net pay may be less than the compensation rate. In these instances, the USPS will refund the difference to you. If the leave you buy back is from the preceding calendar year, you must refund the difference between compensation and *gross* pay, since no tax credit can be allowed. After this amount is paid, it can be used as a deduction on an amended tax return. If you have any further questions, consult your tax advisor.
4. Processing the leave buy back request may take a considerable amount of time. For this reason you should consider:
 - a. That if you are planning to leave the Postal Service, you must allow sufficient time to process your leave buy back and credit your leave before actual separation. Buy back cannot be processed after you have been separated from the USPS.
 - b. Whether you plan to carry over the maximum hours of annual leave to the next calendar year. If so, any annual leave you buy back must be accomplished during this calendar

HBK EL-505, INJURY COMPENSATION, DECEMBER 1995
TIMEKEEPING AND ACCOUNTING

year; otherwise, you cannot be reimbursed annual leave which would exceed the maximum carryover. Check with personnel services to find out the maximum carryover allowed.

5. During the buy back process, the period you were on leave will be changed to LWOP-IOD. Since you do not earn leave while on LWOP, the sick and annual leave you earned while in a leave status will be deducted from your leave balance. For example, for every 80 hours bought back and changed to LWOP, both annual and sick leave are reduced by the amount earned in one pay period.
6. If you intend to buy back leave, the buy back must be initiated within 1 year following your return to duty or within 1 year of the date OWCP approves your claim, whichever is later. Moreover, only current employees (i.e., employees on the rolls of the USPS) may buy back leave. Therefore, if you are separated from the USPS for any reason, you cannot buy back leave after you are off the rolls.

HBK EL-505, INJURY COMPENSATION, DECEMBER 1995
TIMEKEEPING AND ACCOUNTING

Exhibit 13.19b

Sample Letter: Form Letter CA-1207

U.S. Department of Labor

Employment Standards Administration
U.S. Department of Labor
Office of Workers' Compensation Programs
PO Box 566
New York, NY 10014-0566
(212) 337-2075

File Number: _____

Date of Injury: _____

Employee: _____

Dear Mr./Ms. _____

The condition we accepted under the above case file number entitles you to all compensation and medical benefits provided under the Federal Employees' Compensation Act. If you either enter a leave-without-pay status or "buy back" the leave which you use as a result of the injury, you may receive compensation.

Based on information presently available to the Office of Workers' Compensation Programs (OWCP), you are eligible for \$ ___[amount]___ gross compensation, which covers the period from ___[date]___ for total hours leave.

To buy back leave used as a result of your injury:

1. You must refund to the USPS the amount of pay which you received for leave during the above-stated period. This amount will be shown in item 6 on EN-1207, enclosed.
2. Your agency must change your leave record from "leave with pay" to "leave without pay" for the period in question.

If you are unable to refund the entire amount of leave pay received, you may arrange with the USPS to pay the difference between the leave pay and the gross compensation due.

To receive compensation for all or part of the leave period named above, complete items 1 and 2 on the enclosed EN-1207. An accountable officer of the USPS ISSC should then complete items 3 through 7 and return the form to OWCP. If you wish OWCP to pay your compensation directly to the USPS, check item 2(b).

US POSTAL SERVICE
INJURY COMPENSATION

If you have not returned to work and you lose pay or will enter a leave-without-pay status in the future, you should file claim for compensation on CA-8, which can be obtained from the USPS or from OWCP.

Sincerely,

Claims Examiner

Enclosure: EN-1207

HBK EL-505, INJURY COMPENSATION, DECEMBER 1995
TIMEKEEPING AND ACCOUNTING

Exhibit 13.19c

Application for Reinstatement of Leave (EN-1207)

File: _____

Employee: _____

Items 1 and 2 to be completed by employee:

1. I request reinstatement of my leave for the period from _____ through _____. (If leave was intermittent or involved partial days, show the specific dates and hours for which compensation is claimed.)
2. Check either (a) or (b):
 - a. ____ I have refunded or made arrangements to refund all leave pay received. Please forward compensation directly to me.
 - b. ____ I have arranged with the U.S. Postal Service (USPS) to refund only the difference between leave pay and compensation. Compensation which is due me should be paid to the USPS.

Signed _____

Date _____

Items 3 through 7 to be completed by an accountable officer of the USPS (in the USPS, by appropriate Information Systems Service Center).

3. Name and address of the USPS.
4. Total amount employee owes agency prior to any refund.
5. If applicable, are health benefits (HB) and optional life insurance (OLI) deductions for the period of leave repurchase included in the amount to be refunded as shown in the above 6
 - a. ____ Yes ____ No. If no, has credit for deductions been requested from OPM?
____ Yes ____ No.
 - b. If the period(s) covered by the request for HB/OLI refund or credit is different than shown in item 3, show the specific period(s) in item 9.
6. Remarks.
7. The USPS agrees to allow the employee to buy back his or her leave. Leave records will be, or have been, changed from "Leave with Pay" to "Leave without Pay" for the period:

Signature of accountable officer: _____

Title: _____

Date: _____

Appendix A

Abbreviations and Acronyms

AIC	account identifier code
APWU	American Postal Workers Union
ASM	<i>Administrative Support Manual</i>
AWOL	absent without leave
BAR	basic annual rate
BMC	Bulk Mail Center
BPS	Bill Payment System (under WCIS)
CE	claims examiner
CFR	Code of Federal Regulations
COLA	cost-of-living allowance
COP	continuation of pay
CSA	civil service account
CSRS	Civil Service Retirement System
CSS	Customer Services and Sales
DACA	days assigned carrier absent
DOI	date of injury
DOL	Department of Labor
ECAB	Employees' Compensation Appeals Board
EEO	Equal Employment Opportunity
ELM	Employee and Labor Relations Manual
FCE	functional capacity evaluation
FECA	Federal Employees' Compensation Act
FECA PM	<i>Federal (FECA) Procedure Manual</i>
FEHB	Federal Employees Health Benefit
FERS	Federal Employees' Retirement System
FFD	fitness-for-duty examination

HBK EL-505, INJURY COMPENSATION, DECEMBER 1995
ABBREVIATIONS AND ACRONYMS

FLSA	Fair Labor Standards Act
FMLA	Family and Medical Leave Act
GSA	General Services Administration
HB	health benefits
HR	human resources
HRIS	Human Resources Information System
IC	injury compensation
ICAS	Injury Compensation Analysis Summary
ICCO	Injury Compensation Control Office
IME	independent medical examination
IOD	injured on duty
LDC	labor distribution code
LR	labor relations
LWEC	loss of wage-earning capacity
LWOP	leave without pay
LWOP/IOD	leave without pay/injured on duty
MBC	medical bill certification
MISSC	Minneapolis Information Systems Service Center
MMI	maximum medical improvement
MSPB	Merit Systems Protection Board
NALC	National Association of Letter Carriers
NFRC	National Files Retention Center
OHNA	occupational health nurse administrator
OLI	occupational life insurance
OMF	official medical folder
OPF	official personnel folder
OPM	Office of Personnel Management
OWCP	Office of Workers' Compensation Programs
OWCP PM	<i>Federal (OWCP) Procedure Manual</i>

HBK EL-505, INJURY COMPENSATION, DECEMBER 1995
ABBREVIATIONS AND ACRONYMS

P&D	Processing and Distribution
PN	no wage-earning-capacity status
PR	regular periodic roll status
PSDS	Postal Service data site
RC	rehabilitation counselor
RC-S	rehabilitation counselor-screener
RS	rehabilitation specialist
RTD	return to duty
RTW	return to work
SSA	Social Security Administration
SSN	Social Security Number
USPS	U.S. Postal Service
VA	Department of Veterans Affairs
VMF	vehicle maintenance facility
WC-IOD	Workers' Compensation-Injury on Duty
WCIRS	Workers' Compensation Information Reporting System
WCIS	Workers' Compensation Information System

HBK EL-505, INJURY COMPENSATION, DECEMBER 1995
ADDRESSES

Appendix B

Addresses

OWCP District Offices

Address	District
US DEPT OF LABOR OWCP ONE CONGRESS ST 11TH FLOOR BOSTON MA 02113 617-565-2137	DISTRICT OFFICE 1 BOSTON
US DEPT OF LABOR OWCP 201 VARICK ST ROOM 750 NEW YORK NY 10014 212-337-2075	DISTRICT OFFICE 2 NEW YORK
US DEPT OF LABOR OWCP GATEWAY BLDG ROOM 15200 3535 MARKET ST PHILADELPHIA PA 19104 215-596-1457	DISTRICT OFFICE 3 PHILADELPHIA
US DEPT OF LABOR, OWCP 214 N HOGAN ST, SUITE 1006 JACKSONVILLE FL 32202 904-232-2821	DISTRICT OFFICE 6 JACKSONVILLE
	<p style="text-align: center;"><i>For case numbers ending in 000-499...</i></p>
Adjudication Branch	<p><i>Team (CAA)</i> SUITE 1001 ZIP CODE 32202-4222 904-232-1270</p>
Post Adjudication Branch	<p><i>Team (CCA)</i> SUITE 1003 ZIP CODE 32202-4224 904-232-1274</p>
QCM – Case Management Branch	<p><i>Team (CEA)</i> SUITE 1005 ZIP CODE 32202-4238 904-232-1279</p>
Re-employment Branch	<p><i>Team (CGA)</i> ALL CASE NUMBERS SUITE 1007 ZIP CODE 32202-4232 904-232-4004</p>
PRMS Branch	<p><i>Team (P80)</i> SUITE 1008 ZIP CODE 32202-4233 904-232-4008</p>
Medical Bills/ Bill Management	<p>SUITE 1011 ZIP CODE 32202-4237</p>
	<p style="text-align: center;"><i>For case numbers ending in 500-000...</i></p>
	<p><i>Team (CBA)</i> SUITE 1002 ZIP CODE 32202-4223 904-232-1270</p>
	<p><i>Team (CDA)</i> SUITE 1004 ZIP CODE 32202-4225 904-232-1274</p>
	<p><i>Team (CFA)</i> SUITE 1016 ZIP CODE 32202-4231 904-232-1279</p>
	<p><i>Team (P90)</i> SUITE 1009 ZIP CODE 32202-4234 904-232-4008</p>

HBK EL-505, INJURY COMPENSATION, DECEMBER 1995
ADDRESSES

OWCP District Offices

Address	District
US DEPT OF LABOR OWCP 1240 E NINTH ST ROOM 851 CLEVELAND OH 44199 216-522-3800	DISTRICT OFFICE 9 CLEVELAND
US DEPT OF LABOR OWCP 230 S DEARBORN ST 8TH FLOOR CHICAGO IL 60604 312-353-5656	DISTRICT OFFICE 10 CHICAGO
US DEPT OF LABOR OWCP CITY CENTER SQUARE 1100 MAIN STREET KANSAS CITY MO 64105 816-426-2195	DISTRICT OFFICE 11 KANSAS CITY
US DEPT OF LABOR OWCP 1801 CALIFORNIA ST SUITE 915 DENVER CO 80202 303-391-6000	DISTRICT OFFICE 12 DENVER
US DEPT OF LABOR OWCP 71 STEVENSON ST SECOND FLOOR SAN FRANCISCO CA 94105 415-744-6610	DISTRICT OFFICE 13 SAN FRANCISCO
US DEPT OF LABOR OWCP 525 GRIFFIN ST ROOM 100 DALLAS TX 75202 214-767-4707	DISTRICT OFFICE 16 DALLAS
US DEPT OF LABOR OWCP 800 N CAPITOL ST NW ROOM 800 WASHINGTON DC 20211 202-565-8428	DISTRICT OFFICE 25 WASHINGTON, D.C.

HBK EL-505, INJURY COMPENSATION, DECEMBER 1995
ADDRESSES

OWCP District Office Lockbox Depository

Always provide OWCP case file number and claimant name on the check.

Address	District
US DEPARTMENT OF LABOR FECA PO BOX 371546M PITTSBURGH PA 15251	DISTRICT 1 BOSTON
US DEPARTMENT OF LABOR FECA PO BOX 360148M PITTSBURGH PA 15251	DISTRICT 2 NEW YORK
US DEPARTMENT OF LABOR FECA PO BOX 360304M PITTSBURGH PA 15251	DISTRICT 3 PHILADELPHIA
US DEPARTMENT OF LABOR FECA PO BOX 360418M PITTSBURGH PA 15251	DISTRICT 6 JACKSONVILLE
US DEPARTMENT OF LABOR FECA PO BOX 360762 PITTSBURGH PA 15251	DISTRICT 9 CLEVELAND
US DEPARTMENT OF LABOR FECA PO BOX 360525M PITTSBURGH PA 15251	DISTRICT 10 CHICAGO
US DEPARTMENT OF LABOR KANSAS CITY FECA OFFICE PO BOX 845038 DALLAS TX 75284-5038	DISTRICT 11 KANSAS CITY
US DEPARTMENT OF LABOR DENVER FECA OFFICE PO BOX 60000 FILE NUMBER 81251 SAN FRANCISCO CA 94160-1251	DISTRICT 12 DENVER
US DEPARTMENT OF LABOR SAN FRANCISCO FECA OFFICE PO BOX 60000 FILE NUMBER 21249 SAN FRANCISCO CA 94160-1249	DISTRICT 13 SAN FRANCISCO
US DEPARTMENT OF LABOR SEATTLE FECA OFFICE PO BOX 60000 FILE NUMBER 61252 SAN FRANCISCO CA 94160-1252	DISTRICT 14 SEATTLE
US DEPARTMENT OF LABOR DALLAS FECA OFFICE PO BOX 843537 DALLAS TX 75284-3537	DISTRICT 16 DALLAS

HBK EL-505, INJURY COMPENSATION, DECEMBER 1995
ADDRESSES

OWCP District Office Lockbox Depository

Always provide OWCP case file number and claimant name on the check.

Address	District
US DEPARTMENT OF LABOR FECA PO BOX 360392M PITTSBURGH PA 15251	DISTRICT 25 WASHINGTON DC
US DEPARTMENT OF LABOR PO BOX 371280M PITTSBURGH PA 15251	DISTRICT 50 NATIONAL OFFICE

HBK EL-505, INJURY COMPENSATION, DECEMBER 1995

ADDRESSES

Federal Records Centers

Address	District
MILITARY PERSONNEL RECORDS NATIONAL PERSONNEL RECORDS CTR 9700 PAGE BLVD ST. LOUIS MO 63132-5100	Designated records of the Department of Defense
CIVILIAN PERSONNEL RECORDS NATIONAL PERSONNEL RECORDS CTR 111 WINNEBAGO ST ST. LOUIS MO 63118-4199	Entire Federal Government for personnel records of separated employees; pay records of all Federal employees; medical records of civilian employees of the Army, Navy, and Air Force; records of agencies in greater St. Louis, MO area
FEDERAL RECORDS CTR 380 TRAPELO RD WALTHAM MA 02154-6399	Maine, Vermont, New Hampshire, Massachusetts, Connecticut, and Rhode Island
FEDERAL RECORDS CTR MILITARY OCEAN TERMINAL BLDG 22 BAYONNE NJ 07002-5388	New York, New Jersey, Puerto Rico, and the Virgin Islands
FEDERAL RECORDS CENTER MILITARY OCEAN TERMINAL 500 WISSAHICKON AVE PHILADELPHIA PA 19144-4898	Delaware and Pennsylvania, east of Lancaster
WASHINGTON NATIONAL RECORDS CTR WASHINGTON DC 20409-0001	District of Columbia, Maryland, Virginia, and West Virginia
FEDERAL RECORDS CENTER 1557 ST. JOSEPH AVE EAST POINT GA 30344-2533	North Carolina, South Carolina, Tennessee, Mississippi, Alabama, Georgia, Florida, and Kentucky
FEDERAL RECORDS CENTER 7358 SOUTH PULASKI RD CHICAGO IL 60629-5898	Illinois, Wisconsin, and Minnesota
FEDERAL RECORDS CENTER 3150 SPRINGBORO RD DAYTON OH 45439-1883	Indiana, Michigan, and Ohio
FEDERAL RECORDS CENTER 2312 EAST BANNISTER RD KANSAS CITY MO 64131-3011	Kansas, Iowa, Nebraska, and Missouri except the greater St. Louis, MO area
FEDERAL RECORDS CENTER PO BOX 6216 FORT WORTH TX 76115-0216	Texas, Oklahoma, Arkansas, Louisiana, and New Mexico
FEDERAL RECORDS CENTER PO BOX 25307 DENVER CO 80225-0307	Colorado, Wyoming, Utah, Montana, North Dakota, and South Dakota

HBK EL-505, INJURY COMPENSATION, DECEMBER 1995
ADDRESSES

Federal Records Centers

Address	District
FEDERAL RECORDS CENTER 1000 COMMODORE DRIVE SAN BRUNO CA 94066-2350	Nevada (except Clark County), California (except Southern California) and American Samoa
FEDERAL RECORDS CENTER 24000 AVILA RD LAGUNA NIGUEL CA 92656-3497	Clark County, Nevada; Southern California (counties of: San Luis Obispo, Kern, San Bernadion, Santa Barbara, Ventura, Los Angeles, Riverside, Orange, Imperial, Inyo, and San Diego); and Arizona
FEDERAL RECORDS CENTER 6125 SAND POINT WAY NE SEATTLE WA 98115-7999	Washington, Oregon, Idaho, Alaska, Hawaii, and Pacific Ocean area (except American Samoa)

Appendix C

Definitions

assignment	A written agreement whereby the injured employee or beneficiary transfers his/her right to recover damages from a third party to the USPS and such offer is accepted by the USPS. (See Chapter 10.)
beneficiary	An individual who is entitled to certain benefits under the Act when the employee dies as a result of the job-related injury. (See Chapter 1.)
benefits	Any of the following: <ol style="list-style-type: none">1. Continuation of pay (COP) paid by USPS. (COP is not considered "compensation" by the OWCP.)2. Money paid to claimants by the OWCP because of loss of wages or earning ability.3. Money paid in the form of schedule awards (e.g., loss of finger).4. Money paid as reimbursement for medical diagnostic and treatment services supplied under FECA.5. Money paid to survivors of employees whose death is job-related.6. Certain payments to individuals who are participating in an approved vocational rehabilitation program. (See Chapter 1.)
burden of proof	The claimant's responsibility to provide evidence to substantiate the following five features of the claim: <ol style="list-style-type: none">1. The time.2. The fact of USPS employment.3. The fact of injury.4. The fact of performance of duty.5. The existence of causal relationship between job and injury. (See Chapter 8.)
challenge	The formal administrative procedure through which USPS management presents evidence to OWCP to dispute any element of an employee's claim for benefits that appears questionable. (See Chapter 8.)
chargeback	The system of billing Postal Service Headquarters for payments related to OWCP-approved claims and then having them charged to the local USPS installation having jurisdiction over the employee at the time of the injury or illness. (See Chapter 12.)

HBK EL-505, INJURY COMPENSATION, DECEMBER 1995

DEFINITIONS

claim	<p>An assertion, in writing, of an individual's entitlement to benefits under FECA. This claim must be submitted on the required form.</p> <ol style="list-style-type: none">1. A claim may be filed for a traumatic injury (Form CA-1), an occupational illness or disease (Form CA-2), or death (Form CA-5 or 5B).2. A claim for injury may include reimbursement for the replacement or repair of medical braces, artificial limbs, and other prosthetic devices, and for such time lost while such devices or appliances are being replaced or repaired. However, a claim is not appropriate for the replacement or repair of eyeglasses and hearing aids unless the damage or destruction is a direct result of a personal job-related injury requiring medical services. (See Chapters 3 and 4.)
claimant	<p>An individual whose claim for benefits and/or compensation has been filed in accordance with FECA.</p>
claims examiner	<p>An OWCP employee possessing special training and experience in claims adjudication.</p>
compensation	<p>See <i>benefits</i>. <i>Compensation</i> refers to all listed items except COP.</p>
continuation of pay (COP)	<p>A benefit a traumatically injured employee may request, i.e., continuation of his/her regular pay with no charge to sick leave or annual leave for the first 45 calendar days of disability. COP is subject to taxes and all other usual payroll deductions. The 45-day calendar period begins at the start of the employee's first full tour following the day of injury, or the first day following the disability, whichever occurs sooner. COP can be received only if the disability begins within 90 days of the occurrence of the injury. (See Chapter 4 and Chapter 13.)</p>
contract medical provider	<p>A duly licensed physician or medical facility under contract with the USPS and designated to perform specific medical duties. (See Chapters 2 and 6.)</p>
control office	<p>See <i>injury compensation control office</i>.</p>
control point	<p>An individual designated by an installation head (or functional manager in large installation). Control point personnel are trained to coordinate certain program activities with the control office. Their responsibilities include the authorization of medical treatment (i.e., issuance of Form CA-16, <i>Request for Examination and/or Treatment</i>) and to review medical documentation to determine the employee's duty status. (See Chapter 3.)</p>
controversion	<p>The formal administrative procedure through which USPS management presents evidence to OWCP to dispute an employee's claim for COP. (See Chapter 8.)</p>

HBK EL-505, INJURY COMPENSATION, DECEMBER 1995

DEFINITIONS

daily roll	A system used by OWCP for the payment of compensation payments when the term of disability is not likely to exceed 60 days, unless return to work is imminent. The employee must submit Forms CA-8 to support continued payment while on the daily roll system. (Refer to FECA PM 2-811.)
damages	<p>The measure of the injury for purposes of third-party liability. The ICCO tries to recover compensatory damages (compensation for the injury). The two types of damages are:</p> <ol style="list-style-type: none">1. Special damages (or "specials"), damages to which an exact dollar amount can be assigned, e.g., medical expenses.2. General damages, those to which an exact dollar amount cannot be assigned, e.g., pain and suffering. (See Chapter 10.)
employee	Postal Service employee to whom FECA coverage extends, i.e., a full-time, part-time, or temporary (including casual and transitional) employee, regardless of length of time on the job or type of position. (See Chapter 8.)
Employee Assistance Program (EAP)	A USPS program designed to assist employees who have job performance or conduct problems due to personal or job-related issues. The EAP provides assessment, short-term counseling, referral, and case management services to help employees maintain productivity. If there is a strong suspicion or evidence that an employee's personal or job-related problem has directly or indirectly caused an injury, an EAP referral should be initiated. Referrals and subsequent participation must be in compliance with EAP established procedures.
Federal Employees' Compensation Act	Statutory provisions that are the source of entitlement to workers' compensation benefits for Federal workers as cited in Title 5, United States Code, 8101, as amended in 1974. (See Chapter 1.)
fitness-for-duty examination (FFD)	A physical examination conducted by a physician for the USPS (i.e., contract medical provider) to determine the employee's current medical status. The results of the FFD are documented on Form 2485, <i>Medical Examination and Assessment</i> , which becomes part of the OWCP case file. A copy is also maintained in the employee's official medical folder. The purposes of a FFD are to evaluate medical status, to confirm or verify limited duty capabilities, and/or to assist in the rehabilitation effort. (See Chapter 6.)
first-aid injury	A work-related minor injury that requires no more than two medical visits, the second of which is to confirm full recovery. (See Chapters 3 and 4.)

HBK EL-505, INJURY COMPENSATION, DECEMBER 1995
DEFINITIONS

health unit	A unit in a designated postal facility professionally staffed with one or more nurses who provide nursing services, first-aid treatment, and triage to injured employees. The health unit nurses are supervised by the occupational health nurse administrator (OHNA). (See Chapter 6.)
injury	Traumatic or occupational injury. Includes damage to or destruction of medical braces, artificial limbs, and other prosthetic devices. The term does not include damage or destruction of eyeglasses and hearing aids, unless the damage is a direct result of a personal job-related injury requiring medical services.
injury compensation control office	The office that administers and controls all aspects of the injury compensation program within the installation in which it is domiciled and/or its defined area of responsibility. (See Chapter 1.)
labor distribution code (LDC)	<p>A payroll code number that identifies the major work assignment of the employee. The LDC's pertaining to Injury Compensation are:</p> <ol style="list-style-type: none">1. LDC 68: LIMITED DUTY workhours of injured employee who is temporarily working in a modified assignment, either part- or full-time (see <i>limited duty</i>). LDC 68 should not be used when injured employee is performing:<ol style="list-style-type: none">a. Core duties of regular assignment with minor modification or accommodation.b. Full duties of existing position other than his/her regular assignment.c. Same duties as those of regular position at another location.2. LDC 69: REHABILITATION PROGRAM workhours of injured employee who is permanently working in a modified assignment, either part- or full-time (see Rehabilitation Program). LDC 69 should not be used when injured employee is permanently assigned to:<ol style="list-style-type: none">a. Core duties of regular assignment with minor modification or accommodation.b. Another existing position for which he/she can perform core duties.c. Residual vacancy for which he/she can perform the core duties.
lien	A claim on the recovery of damages in order to satisfy a debt. (See Chapter 10.)

HBK EL-505, INJURY COMPENSATION, DECEMBER 1995

DEFINITIONS

light duty	An assignment (temporary or permanent) of an employee partially disabled from a non-job-related injury or illness. Light duty assignments are subject to the "Light Duty" provisions of the applicable collective bargaining agreement and must be initiated by the employee in writing.
limited duty	A temporary assignment to accommodate a temporary partial disability as a result of a job-related injury (employee is expected to return to full duty or prognosis not yet determined; employee has not been declared permanently partially disabled). See <i>LDC 68</i> and <i>modified assignment</i> . (See Chapter 7.)
medical emergency	An injury or sudden and unexpected onset of a condition requiring immediate medical care. Some problems are emergencies because if not treated promptly they might become more serious (e.g., animal bites, eye injuries, deep cuts, broken bones). Others are emergencies because they are potentially life-threatening (e.g., heart attacks, strokes, weapon wounds, sudden inability to breathe). (See Chapter 3.)
modified assignment	A temporary or permanent assignment designed to accommodate the specific medical restrictions of an injured employee. Normally, individual tasks are identified and combined to develop a modified assignment. These tasks are usually subfunctions and may be from multiple positions. Assigned tasks must be fully consistent with the physical limitations specified by the appropriate medical authority. (See Chapters 7 and 11.)
monthly pay	The greatest of the following: <ol style="list-style-type: none">1. Monthly pay at time of injury,2. Monthly pay at time disability begins.3. Monthly pay at time compensable disability recurs if the recurrence begins more than 6 months after the injured employee resumes full-time employment with the USPS or other government agency.
negligence	Failure to act as an ordinary prudent person would act under the same or similar circumstances when such failure is the proximate cause of an injury. (See Chapter 10). Both third-party negligence and employee negligence are factors in third-party liability cases. Negligence may be: <ol style="list-style-type: none">1. <i>Comparative</i> greater or lesser wrongdoing of the third party or employee when their negligence is compared. The total recovery is reduced by the proportion of negligence by the employee.2. <i>Contributory</i> contributing to the injury. In certain states, contributory negligence by the employee bars recovery of damages.

HBK EL-505, INJURY COMPENSATION, DECEMBER 1995
DEFINITIONS

occupational illness/disease	An illness or disease produced by one of the following: <ol style="list-style-type: none">1. Systemic infections.2. Continued or repeated stress or strain.3. Exposure to toxins, poisons, fumes, etc.4. Other continued and repeated exposure to conditions of the work environment over a longer period of time than a single day or work shift. (See Chapter 4.)
occupational health nurse administrator (OHNA)	A USPS or contract nurse responsible for the administration of the National Medical Program at the district level. This responsibility includes but is not limited to supervising on-site health units, providing assistance to Postal management in all medically-related matters, and oversight of all contracted medical providers. (See Chapter 6.)
Office of Workers' Compensation Programs	The Office of the Department of Labor (DOL) that has overall responsibility for the administration of the Federal Employees' Compensation Act (FECA). (See Chapter 1.)
periodic roll	A system utilized by OWCP whereby the U.S. Treasury pays prolonged disability cases each 28 days and death cases each month automatically until advised otherwise by OWCP. (Refer to FECA PM 2-811 and 2-812.)
physician	Any surgeon, podiatrist, dentist, clinical psychologist, optometrist, chiropractor, or osteopathic practitioner used within the scope of his or her practice as defined by state law. Exceptions are as follows: <ol style="list-style-type: none">1. Chiropractors, if their reimbursable services are other than treatment consisting of manual manipulation of the spine to correct subluxation as demonstrated to exist by X ray.2. Naturopaths, faith healers, and other practitioners of the healing arts, as they are not recognized as physicians within the meaning of FECA. (See Chapter 3.)
prima facie medical evidence	Medical evidence that indicates the employee is disabled as a result of a job-related injury. This evidence does <i>not</i> need to include a specific diagnosis, a rationalized opinion concerning causal relationship, or specific reference to the circumstances of the injury. (See Chapters 3 and 4.)
prosecute	Any action taken to recover damages, as from a third party. (See Chapter 10.)
recurrence	The reappearance of the original symptoms or pains of a previously reported and accepted injury. The recurrence must not have been caused by a specific act or series of acts. (See Chapter 5.)

HBK EL-505, INJURY COMPENSATION, DECEMBER 1995

DEFINITIONS

senior injury compensation specialist	The person who is responsible for organizing, managing and coordinating the Injury Compensation program within the boundaries of the district. This person supervises the control office staff, provides technical guidance and training to supervisors, and ensures proper program implementation. (See Chapter 1.)
serious injury	For purposes of third-party liability, a personal injury that results in death, dismemberment, significant disfigurement, a fracture, or permanent loss of use of a body organ, member, function, or system. (See Chapter 10.)
short term roll	A system utilized by OWCP whereby payment of disability compensation is made for a specified, relatively near-term period when the medical matrix or medical reports indicate full recovery within several months. The short term roll is also applicable when there is a question regarding the severity and duration of disability, or a deficiency in the medical reports. (Refer to FECA PM 2-811.)
subrogation	The acquisition by one person of the rights of another person to bring a claim. This can occur only if the person making payment is legally obligated to do so. Technically, the USPS is not subrogated to an injured employee's rights against the third party. Rather, it has a lien against any recovery that is made. (See Chapter 10.)
survivor	See <i>beneficiary</i> .
third-party liability	Those instances in which an injury or illness suffered by an employee is caused by a person or organization not in the employ of the USPS or any branch of the federal government. (See Chapter 10.)
tort	A wrongful act committed intentionally or negligently that causes injury. Third-party tort claims involve such acts resulting in injury to an employee. (See Chapter 10.)
traumatic injury	A wound or other condition of the body caused by external force, including stress or strain. The injury: <ol style="list-style-type: none">1. Must be identifiable as to time and place of occurrence and member or function of the body affected.2. Must be caused by a specific event or incident or series of events or incidents within a single day or work shift.3. May also include damage to or destruction of prosthetic devices or appliances. (See Chapter 4.)

Appendix D

Forms

Contents

CA-1	Federal Employee's Notice of Traumatic Injury and Claim for Continuation of Pay/Compensation
CA-2	Notice of Occupational Disease and Claim for Compensation
CA-2a	Federal Employee's Notice of Recurrence of Disability and Claim for Continuation of Pay/Compensation
CA-3	Report of Termination of Disability and/or Payment
CA-5	Claim for Compensation by Widow, Widower, and/or Children
CA-5b	Claim for Compensation by Parents, Brothers, Sisters, Grandparents, or Grandchildren
CA-6	Official Superior's Report of Employee's Death
CA-7	Claim for Compensation on Account of Traumatic Injury or Occupational Disease
CA-8	Claim for Continuing Compensation on Account of Disability
CA-10	What a Federal Employee Should Do When Injured at Work
CA-11	When Injured at Work
CA-13	Work Injury Benefits for Federal Employees
CA-16	Authorization for Examination and/or Treatment
CA-17	Duty Status Report
CA-20	Attending Physician's Report
CA-20a	Attending Physician's Supplemental Report
CA-35A	Evidence Required in Support of a Claim for Occupational Disease
CA-35B	Evidence Required in Support of a Claim for Work-Related Hearing Loss
CA-35C	Evidence Required in Support of a Claim for Asbestos-Related Illness
CA-35D	Evidence Required in Support of a Claim for Work-Related Coronary/Vascular Condition

HBK EL-505, INJURY COMPENSATION, DECEMBER 1995
FORMS

CA-35E	Evidence Required in Support of a Claim for Work-Related Skin Disease
CA-35F	Evidence Required in Support of a Claim for Work-Related Pulmonary Illness (not asbestosis)
CA-35G	Evidence Required in Support of a Claim for Work-Related Psychiatric Illness
CA-35H	Evidence Required in Support of a Claim for Work-Related Carpal Tunnel Syndrome
CA-801	Postcard
CA-1207	Application for Reinstatement of Leave
Form 35	Payroll Summary and Certification
Form 50	Notification of Personnel Action
Form 202	Health Benefits Refund Payment Authorization
Form 557	Application for Reward
Form 1314	Regular Rural Carrier Time Certificate
Form 1769	Accident Report
Form 1903-DZ	Invoice and Statement
Form 2240	Pay, Leave, or Other Hours Adjustment Request
Form 2243	PSDS Hours Adjustment Record
Form 2485	Medical Examination and Assessment
Form 2488	Authorization for Medical Report
Form 2489	Identification of Physical/Mental Disability
Form 2491	Medical Report — First Aid Injuries
Form 2556	Third Party Statement of Recovery
Form 2557	Employee's Third-Party Recovery Statement
Form 2559	Third Party Claim-Information Request
Form 2560	Referral of Third Party Material
Form 2562	Injury Compensation Program — Notice of Potential Third Party Claim
Form 2573	Request — OWCP Claim Status
Form 2577	Assignment of Claim to the USPS

HBK EL-505, INJURY COMPENSATION, DECEMBER 1995
FORMS

Form 3544	Post Office Receipt for Money
Form 3971	Request for or Notification of Absence
Form 3956	Authorization for Medical Attention
Form 6105	Disclosure of Information About Employees to Collective Bargaining Agents
Form 7381	Requisition for Supplies, Services, or Equipment
Form1500a	Instructions for Completing OWCP 1500 Health Insurance Claim Form
Form1500	Health Insurance Claim Form
OWCP-3	Injured Worker's Rehabilitation Status Report
OWCP-5a	Work Capacity Evaluation Psychiatric/Psychological Problems
OWCP-5b	Work Capacity Evaluation Cardiovascular/Pulmonary Conditions
OWCP-5c	Work Capacity Evaluation Musculoskeletal Conditions
OWCP-6	Initial Interview Letter
OWCP-9	Rehabilitation Case Record
OWCP-11	Notification of Due Process for Failure to Cooperate
OWCP-35	Routine Referral and Award
SF-127	Request for Official Personnel Folder
SF-2809	Health Benefits Registration Form
SF-2810	Notice of Change in Health Benefits Enrollment

OWCP Form CA-1 Instructions

Federal Employees' Notice of Traumatic Injury and Claim for Continuation of Pay/Compensation

Summary

Purpose

Official notice to the employee's supervisor and to the OWCP that a traumatic injury has been sustained (or it is alleged to have been sustained).

General Procedures and Preparation Responsibilities

- a. The employee, or the employee's representative, desiring to report an injury or claim benefits under the FECA, is provided a CA-1 by his or her supervisor.
- b. The employee or the representative completes items 1–15 and submits the form to his or her supervisor.

Note: When emergency medical care is required, the form may be completed after medical care has been provided.

- c. The supervisor, after reviewing the employee's portion of the form for accuracy and completeness, completes and returns the attached receipt to the employee. At this time, the supervisor should advise the employee if the claim will be controverted; if there is doubt, the employee should be advised that a decision to controvert will be made after an investigation is made.
- d. The supervisor completes the supervisor's portion of the form. The control office or point completes items 23–26.
- e. The supervisor prepares Form 1769, *Accident Report*.
- f. The supervisor submits the completed form and witness statement(s), if available, and a copy of the Form 1769, to either the control office or the control point.

Timeliness

The employee is required to submit the claim within 2 working days following the injury. Statutory time requirements are met if filed within 3 years. To be eligible for COP, the claim must be filed within 30 calendar days following the day of injury. OWCP requires that the completed CA-1 be submitted to the office within 10 working days following receipt of the claim from the employee.

Instructions

Providing the Form

When an employee desires to report a traumatic injury, and the description of how the injury took place fits an on-the-job traumatic injury, the CA-1 will be provided to the employee for his or her completion. When the employee is not physically or mentally capable of completing the form, the employee's representative completes it. A supervisor may complete the form for the employee only if it is absolutely necessary.

When the CA-1 is issued, the supervisor should provide instructions as to what is required. Basically, the employee should be advised that Items 1–15 *must* be completed with detailed entries. The employee *must* be advised that either block *a* or block *b* of Item 15 must be selected — even if no immediate disability is indicated. The employee must also be advised of the right to elect either continuation of pay or sick or annual leave in the event that disability is realized as follows:

- a. An injured employee may have the option to elect sick or annual leave for the period of disability. Pay that is attributable to the period of such leave is subject to taxes and all other usual payroll deductions. Leave is limited to the amount that has been earned. An employee who elects to take sick or annual leave during the 45-day period in which continuation of pay is available, is not entitled to buy back that leave with compensation payments he or she later receives. However, if an employee elects to use sick or annual leave during a period of disability and later decides that the use of COP is desired, COP will be paid retroactively, if requested within 1 year.
- b. An injured employee may have the option to elect continuation of pay for the first 45 calendar days of disability. Such pay is subject to taxes and all other appropriate payroll deductions.

When the completed CA-1 is submitted to the supervisor by the employee, or by the employee's representative, the supervisor must review the form for accuracy, detail, and completeness. Corrections should be made by the employee or representative, if necessary. All changes should be initialed by the employee or representative.

Note: The date in Item 11 must be the date the completed CA-1 was submitted to the supervisor or another responsible USPS management representative.

The *Receipt of Notice of Injury* is required to be presented to the employee or the representative at the time the form is submitted to management. Such receipt is the evidence an employee needs to prove not only that a claim was submitted in the event that the original documents are lost, but also to show the timeliness of the claim's submission.

When the receipt is completed, it is to be completed in its entirety. At this time the employee or the representative should be advised that the receipt should be retained in a safe place to ensure that it is available in the future.

Filing and Distribution

- a. If the claim is not reported to the OWCP:
 - (1) File the original of CA-1 in the employee's OMF; use a sealed envelope if no OMF is available.
 - (2) Place a copy in the IC claim file notated "Original in OMF."
 - (3) Send a copy to the safety office, after deleting any sensitive medical information.
- b. If the claim is reported to the OWCP:
 - (1) Forward an original copy of CA-1 to the district OWCP by either a USPS injury compensation control office or the office or installation designated to correspond with the OWCP.
 - (2) Send a copy to the IC claim file.
 - (3) Send a copy to the safety office.

First Aid Injuries

When either the initial medical visit or one-time follow-up medical care is provided to confirm full recovery following the day of injury during the employee's regularly scheduled workhours, the claim must be reported to the OWCP. This applies to medical care provided either on or off postal premises and includes treatment by both postal medical units and contract physicians. First aid injuries will be discussed in greater detail later on in this course.

Note: If the CA-1 is complete and other materials, such as medical reports and witness statements are not available, or if a controversion package is contemplated, the CA-1 should be dispatched to the OWCP with Item 38 annotated accordingly, or with a cover letter explaining the situation.

Employee's Portion of the Form, Items 1–15

Item 1 through 15 will be completed by either the injured employee or by his or her representative.

Exceptions: The shaded blocks, a, b, and c will be completed by either the IC Control Office or control point.

The following instructions should be followed when completing the employee's portion of the form; Items not listed are self-explanatory.

Item Explanation

6. Insert appropriate designation, i.e., PS/10; EAS/16/8, etc.
8. If "Other" in Item 8 is checked, have employee submit related information, e.g., identity and relationship. If no dependents, enter "None."

HBK EL-505, INJURY COMPENSATION, DECEMBER 1995
FORMS

Check appropriate box(es). If *other* is checked, have employee submit related information on an attachment; e.g., identify children aged 18 through 22 who are either full-time students or who are unable to care for themselves, identify dependent parents, brothers, sister, grandparents or grandchildren. Please note that married children cannot be claimed as dependents even when residing with the parent. Also, if child support is paid for children living elsewhere due to a divorce or separation, a copy of the court order is to be attached.

9. *Exact* location where injury occurred. If off postal premises, identify the street address, location on property or street, etc. If on postal premises, identify the building and/or room, location, work area, column, grid, parking lot location, stairwell, etc.
10. Month, day, year *and* time of injury. If injury developed over a period of time during a single tour, enter the time period.
11. Date of notice is the day on which the claim form is submitted.
12. The title requested is the formal title of the employee's position within the Postal Service. This Item will be used to identify the code to be inserted into shaded block *a*. Claimant's title and either FTR, PTF, PTR, Casual, TE, EAS, PCES, or other category.
13. Description of *how* and *why* the injury was sustained. If the space is insufficient, use continuation sheet.
14. Identification of the part of the body injured and type of injury such as a bruised right heel, strained lower back, etc. It is important that the employee identify all parts of the body injured to preclude later misinterpretation.
15. The claimant must check either block *a* or *b* even if there is no expected time loss. Prior to making a selection, the claimant must be advised of the COP benefit versus taking personal leave. This selection must be an informed selection. Check for signature and understanding of penalty statement.
16. Witness names and statements are obtained by the supervisor. If only one witness, have him or her complete; if insufficient space, use an attachment. If multiple witnesses, list names in Item 16 with notation to see attachments. If no witnesses, have claimant enter such and initial.

Note: Supervisor should obtain witness statement ASAP.

Official Supervisor's Portion of the Form, Items 17–38

Items 17 through 38 will be completed by the immediate supervisor of the injured employee or by the Injury Compensation Control Office or Control Point.

Item Explanation

17. Per instructions on the form and the USPS policy, this is the identification and address of the *control office authorized* to communicate with the district

HBK EL-505, INJURY COMPENSATION, DECEMBER 1995
FORMS

OWCP. This is the office authorized to receive correspondence from the OWCP. *This is not always the installation in which the injured employee is employed.* See Item 18.

Note: The OSHA Site Code block is not required at this time.

18. Enter the name and full address of the installation in which the injured employee is employed. This could be an associate office, a branch, a station, a repair facility, a VMF, etc.
19.
 - a. If claimant has fixed duty hours, enter start and end times.
 - b. If claimant has variable or flexible hours, enter "Variable" following "Regular Work Hours."
20.
 - a. If the claimant has a fixed workday schedule, check the scheduled workdays.
 - b. If claimant has a rotating (carrier), or flexible schedule or a variable workday schedule, enter either "Variable" or "Rotating" and enter "Week of Injury" then check the days worked during the week of injury.
21. Enter the date of injury. If this item does not agree with item 10, enter reason in item 34 or on an attachment.
22. This is the date that the claim form was received either by the immediate supervisor *or by a management representative*. This item is significant to determine eligibility for COP, e.g., was the claim form submitted within 30 days after the injury.

In the event that the supervisor submits the CA-1 to the control office or point on the day of the injury before medical reports are received to determine the duty status of the claimant, Items 23–26 should be completed by the control office.
23. This item refers to the first tour of duty or date on which the injured employee either did not report to work, or stopped work, following the day of injury, due to disability caused by the traumatic injury:
 - a. Enter "Did Not Stop" if employee continued on duty.
 - b. Enter "Did Not Stop" if employee missed work only to obtain medical care or therapy — no disability certified.

The time entry will be either the start time of the first tour of duty missed, *following the day of injury*, or the actual time the employee departed the work area or installation, *following the day of injury, due to disability, not just for medical care or therapy*.
24. Enter a date only if the claimant enters a leave without pay (LWOP) status following the day of injury.
25.
 - a. If there is neither no period of certified disability for which COP is paid, nor absences from scheduled duty hours for medical care or therapy for which COP is paid, enter "NA."

HBK EL-505, INJURY COMPENSATION, DECEMBER 1995
FORMS

- b. If disability is certified immediately following the injury, the 45-day period of COP can be either: (1) the day following the day of injury even if it is an unscheduled day or a holiday (all holidays that fall within a period of COP will be counted as a day of COP, but holiday pay will be given), or (2) if the injury was realized during an overtime preceding the scheduled tour of duty, and if certification of disability verified that the employee could not report to the next scheduled tour, then the date could be the day of injury.
 - c. If the CA-1 was submitted more than 30 days after the day of injury, enter "Not Eligible."
26. If the employee did not stop work (i.e., no disability), enter "Did Not Stop Work." Remember that this item must agree with Item 23. If disability has been realized, and the employee has not returned to duty before submission of the CA-1 to the OWCP, enter "Has Not Returned."
27. Was the claimant on the clock, on the assigned route, involved in horseplay, etc. If the supervisor cannot make a definite judgment, enter "Undetermined."
28. If it is possible to definitively answer this Item either *Yes* or *No*, do so. However, if there is any possibility that a *Yes* answer could not be supported upon investigation, enter "Undetermined."
- 29–30. a. If there is clear evidence that a third party was not responsible for the injury, check "No."
- b. If there is clear evidence that a third party was responsible for the injury, check "Yes." Identify the third party and have employee complete a Form 2562, *Notice of Potential Third Party Claim*. Assist the employee if necessary.
 - c. If it is unclear if a third party was responsible, enter "Undetermined." A third party is an individual or organization (other than the injured employee or the federal government) who is liable for the illness or disease.
31. This Item is to be completed with information related to the first physician who first provided medical care to the injured employee.
- Note:** If initial care was given by a nurse or other health professional (not a physician), indicate this on a separate attachment. The attachment should include at least the name, position, date of treatment, diagnosis, and address of the health professional. Note that a physician's assistant is not a physician under the Act. Reports from physician's assistant may be accepted only if countersigned by a physician.
- If initial treatment was provided by a health unit nurse or contract physician enter word "Agency."
32. This is the date of the first visit to the physician listed in Item 31.

HBK EL-505, INJURY COMPENSATION, DECEMBER 1995
FORMS

33. Refer to either a CA-17, acceptable medical reports, or other reliable sources, i.e., conversation with the treating physician, or personal knowledge relative to the seriousness of the injury.
34. a. If information is available (first hand, not hearsay) that contradicts the claimant's information, check the *No* block and submit the documentation either in Item 34 or on an attachment. Indicate whether attachment is provided.
- b. If a determination cannot be made pending the completion of an investigation, enter "Decision Pending Investigation."
- c. If there is no contradictory information, check the *Yes* block.
35. If there is clear evidence that either the total claim or COP should be controverted, state the reason of the controversion in detail in the space provided. Advise the employee of your intent to controvert and the justification of the controversion action.
36. Enter claimant's annual or hourly base pay rate. If normal schedule includes night time differential or Sunday premium, such compensation should be included. Leave blank if Item 23 is blank or insert "Did Not Stop."
37. Supervisors should be aware of the penalty warning contained in this Item and enter commercial telephone number.
- a. Printed name and signature of the supervisor completing this form.
- Note:** The supervisor completing the form should be the claimant's immediate supervisor, on the day of injury or on the day notice is given. Enter date form was completed.
- b. Title and commercial phone number of supervisor completing the form.
38. Check appropriate box. If uncertain, control office will enter.

HBK EL-505, INJURY COMPENSATION, DECEMBER 1995 FORMS

Federal Employee's Notice of
Traumatic Injury and Claim for
Continuation of Pay/Compensation

U.S. Department of Labor
Employment Standards Administration
Office of Workers' Compensation Programs



Employee: Please complete all boxes 1 - 15 below. Do not complete shaded areas.

Witness: Complete bottom section 16.

Employing Agency (Supervisor or Compensation Specialist): Complete shaded boxes a, b, and c.

Employee Data			
1. Name of employee (Last, First, Middle)			2. Social Security Number
3. Date of birth Mo. Day Yr. 	4. Sex <input type="checkbox"/> Male <input type="checkbox"/> Female	5. Home telephone ()	6. Grade as of date of injury Level Step
7. Employee's home mailing address (Include city, state, and ZIP code)			8. Dependents <input type="checkbox"/> Wife, Husband <input type="checkbox"/> Children under 18 years <input type="checkbox"/> Other

Description of Injury			
9. Place where injury occurred (e.g. 2nd floor, Main Post Office Bldg., 12th & Pine)			
10. Date injury occurred Mo. Day Yr. 	Time : <input type="checkbox"/> a.m. <input type="checkbox"/> p.m.	11. Date of this notice Mo. Day Yr. 	12. Employee's occupation
13. Cause of injury (Describe what happened and why)			

14. Nature of injury (Identify both the injury and the part of body, e.g., fracture of left leg)	a. Occupation code
	b. Type code c. Source code
	OWCP Use - NOI Code

Employee Signature
15. I certify, under penalty of law, that the injury described above was sustained in performance of duty as an employee of the United States Government and that it was not caused by my willful misconduct, intent to injure myself or another person, nor by my intoxication. I hereby claim medical treatment, if needed, and the following, as checked below, while disabled for work: <input type="checkbox"/> a. Continuation of regular pay (COP) not to exceed 45 days and compensation for wage loss if disability for work continues beyond 45 days. If my claim is denied, I understand that the continuation of my regular pay shall be charged to sick or annual leave, or be deemed an overpayment within the meaning of 5 USC 5584. <input type="checkbox"/> b. Sick and/or Annual Leave I hereby authorize any physician or hospital (or any other person, institution, corporation, or government agency) to furnish any desired information to the U.S. Department of Labor, Office of Workers' Compensation Programs (or to its official representative). This authorization also permits any official representative of the Office to examine and to copy any records concerning me. Signature of employee or person acting on his/her behalf _____ Date _____ Any person who knowingly makes any false statement, misrepresentation, concealment of fact or any other act of fraud to obtain compensation as provided by the FECA or who knowingly accepts compensation to which that person is not entitled is subject to civil or administrative remedies as well as felony criminal prosecution and may, under appropriate criminal provisions, be punished by a fine or imprisonment or both. Have your supervisor complete the receipt attached to this form and return it to you for your records.

Witness Statement
16. Statement of witness (Describe what you saw, heard, or know about this injury)

Name of witness	Signature of witness	Date signed
Address	City	State ZIP Code

Form CA-1
Rev. Sept. 1993

HBK EL-505, INJURY COMPENSATION, DECEMBER 1995

FORMS

Official Supervisor's Report: Please complete information requested below:

Supervisor's Report	
17. Agency name and address of reporting office (include city, state, and ZIP code)	
	OWCP Agency Code
OSHA Site Code	
ZIP Code	
18. Employee's duty station (Street address and ZIP code)	
ZIP Code	
19. Regular work hours From: <input type="checkbox"/> a.m. <input type="checkbox"/> p.m. To: <input type="checkbox"/> a.m. <input type="checkbox"/> p.m.	20. Regular work schedule <input type="checkbox"/> Sun. <input type="checkbox"/> Mon. <input type="checkbox"/> Tues. <input type="checkbox"/> Wed. <input type="checkbox"/> Thurs. <input type="checkbox"/> Fri. <input type="checkbox"/> Sat.
21. Date of injury Mo. Day Yr. _____	22. Date notice received Mo. Day Yr. _____
23. Date stopped work Mo. Day Yr. _____ Time: <input type="checkbox"/> a.m. <input type="checkbox"/> p.m.	
24. Date pay stopped Mo. Day Yr. _____	25. Date 45 day period began Mo. Day Yr. _____
26. Date returned to work Mo. Day Yr. _____ Time: <input type="checkbox"/> a.m. <input type="checkbox"/> p.m.	
27. Was employee injured in performance of duty? <input type="checkbox"/> Yes <input type="checkbox"/> No (If "No," explain)	
28. Was injury caused by employee's willful misconduct, intoxication, or intent to injure self or another? <input type="checkbox"/> Yes (If "Yes," explain) <input type="checkbox"/> No	
29. Was injury caused by third party? <input type="checkbox"/> Yes <input type="checkbox"/> No (If "No," go to item 31.)	30. Name and address of third party (include city, state, and ZIP code)
31. Name and address of physician first providing medical care (include city, state, ZIP code)	
32. First date medical care received Mo. Day Yr. _____	
33. Do medical reports show employee is disabled for work? <input type="checkbox"/> Yes <input type="checkbox"/> No	
34. Does your knowledge of the facts about this injury agree with statements of the employee and/or witness? <input type="checkbox"/> Yes <input type="checkbox"/> No (If "No," explain)	
35. If the employing agency controverts continuation of pay, state the reason in detail.	36. Pay rate when employee stopped work \$ _____ Per
Signature of Supervisor and Filing Instructions	
37. A supervisor who knowingly certifies to any false statement, misrepresentation, concealment of fact, etc., in respect of this claim may also be subject to appropriate felony criminal prosecution.	
I certify that the information given above and that furnished by the employee on the reverse of this form is true to the best of my knowledge with the following exception:	
Name of supervisor (Type or print)	
Signature of supervisor	Date
Supervisor's Title	Office phone
38. Filing instructions	
<input type="checkbox"/> No lost time and no medical expense: Place this form in employee's medical folder (SF-66-D) <input type="checkbox"/> No lost time, medical expense incurred or expected: forward this form to OWCP <input type="checkbox"/> Lost time covered by leave, LWOP, or COP: forward this form to OWCP <input type="checkbox"/> First Aid Injury	

Form CA-1
Rev. Sept. 1993

HBK EL-505, INJURY COMPENSATION, DECEMBER 1995

FORMS

Disability Benefits for Employees under the Federal Employees' Compensation Act (FECA)

The FECA, which is administered by the Office of Workers' Compensation Programs (OWCP), provides the following benefits for job-related traumatic injuries:

- (1) Continuation of pay for disability resulting from traumatic, job-related injury, not to exceed 45 calendar days. (To be eligible for continuation of pay, the employee, or someone acting on his/her behalf, must file Form CA-1 within 30 days following the injury; however, to avoid possible interruption of pay, the form should be filed within 2 working days. If the form is not filed within 30 days, compensation may be substituted for continuation of pay.)
- (2) Payment of compensation for wage loss after the 45 days, if disability extends beyond such period.
- (3) Payment of compensation for permanent impairment of certain organs, members, or functions of the body (such as loss or loss of use of an arm or kidney, loss of vision, etc.), or for serious disfigurement of the head, face, or neck.
- (4) Vocational rehabilitation and related services where necessary.
- (5) Full medical care from either Federal medical officers and hospitals, or private hospitals or physicians, of the employee's choice. Generally, 25 miles from the place of injury, place of employment, or employee's home is a reasonable distance to travel for medical care; however, other pertinent facts must also be considered in making selection of physicians or medical facilities.

At the time an employee stops work following a traumatic, job-related injury, he or she may request continuation of pay or use sick or annual leave credited to his or her record. Where the employing agency continues the employee's pay, the pay must not be interrupted until:

- (1) The employing agency receives medical information from the attending physician to the effect that disability has terminated;
- (2) The OWCP advises that pay should be terminated; or
- (3) The expiration of 45 calendar days following initial work stoppage.

If disability exceeds, or it is anticipated that it will exceed, 45 days, and the employee wishes to claim compensation, Form CA-7, with supporting medical evidence, must be filed with OWCP. To avoid interruption of income, the form should be filed on the 40th day of the COP period. Form CA-3 shall be submitted to OWCP when the employee returns to work, disability ceases, or the 45 days period expires.

For additional information, review the regulations governing the administration of the FECA (Code of Federal Regulations, Title 20, Chapter 1) or Chapter 810 of the Office of Personnel Management's Federal Personnel Manual.

Privacy Act

In accordance with the Privacy Act of 1974 (Public Law No. 93-579, 5 U.S.C. 552a) and the Computer Matching and Privacy Protection Act of 1988 (Public Law No. 100-503), you are hereby notified that: (1) The Federal Employees' Compensation Act, as amended (5 U.S.C. 8101, et seq.) is administered by the Office of Workers' Compensation Programs of the U.S. Department of Labor. In accordance with this responsibility, the Office receives and maintains personal information on claimants and their immediate families. (2) The information will be used to determine eligibility for and the amount of benefits payable under the Act. (3) The information collected by this form and other information collected in relation to your compensation claim may be verified through computer matches. (4) The information may be given to Federal, State, and local agencies for law enforcement and for other lawful purposes in accordance with routine uses published by the Department of Labor in the Federal Register. (5) Failure to furnish all requested information may delay the process, or result in an unfavorable decision or a reduced level of benefits. (Disclosure of a social security number (SSN) is voluntary; the failure to disclose such number will not result in the denial of any right, benefit or privilege to which an individual may be entitled. Your SSN may be used to request information about you from employers and others who know you, but only as allowed by law or Presidential directive. The information collected by using your SSN may be used for studies, statistics, and computer matching to benefit and payment files.)

Receipt of Notice of Injury

This acknowledges receipt of Notice of Injury sustained by
(Name of injured employee)

Which occurred on (Mo., Day, Yr.)

At (Location)

Signature of Official Superior

Title

Date (Mo., Day, Yr.)

Form CA-1
Rev. Nov. 1989

HBK EL-505, INJURY COMPENSATION, DECEMBER 1995 FORMS

Instructions for Completing Form CA-1

Complete all items on your section of the form. If additional space is required to explain or clarify any point, attach a supplemental statement to the form. Some of the items on the form which may require further clarification are explained below.

Employee (Or person acting on the employees' behalf)

13) Cause of injury

Describe in detail how and why the injury occurred. Give appropriate details (e.g.: if you fell, how far did you fall and in what position did you land?)

14) Nature of injury

Give a complete description of the condition(s) resulting from your injury. Specify the right or left side if applicable (e.g., fractured left leg; cut on right index finger).

15) Election of COP/Leave

If you are disabled for work as a result of this injury and file CA-1 within thirty days of the injury, you are entitled to receive continuation of pay (COP) from your employing agency. COP is

paid for up to 45 calendar days of disability, and is not charged against sick or annual leave. You may elect sick or annual leave if you wish, but compensation from OWCP may not be claimed during the 45 days of COP entitlement. (You may not claim compensation to repurchase leave used during this period.) Also, if you change your election within one year, the agency is obliged to convert past periods of leave to COP, which qualify.

Your agency may controvert (dispute) your entitlement to COP, but must continue pay unless the controversion is based on one of the nine reasons listed in the instructions for item 35.

If you receive COP, but OWCP later determines that you are not entitled to COP, you may either change COP to sick or annual leave or pay the employing agency back for the COP received.

Supervisor

At the time the form is received, complete the receipt of notice of injury and give it to the employee. In addition to completing items 17 through 38, the supervisor is responsible for obtaining the witness statement in item 16 and for filling in the proper codes in shaded boxes a, b, and c on the front of the form. If medical expense or lost time is incurred or expected, the completed form should be sent to OWCP within 10 working days after it is received.

The supervisor should also submit any other information or evidence pertinent to the merits of this claim.

If the employing agency controverts COP, the employee should be notified and the reason for controversion explained to him or her.

17) Agency name and address of reporting office

The name and address of the office to which correspondence from OWCP should be sent (if applicable, the address of the personnel or compensation office).

18) Duty station street address and zip code

The address and zip code of the establishment where the employee actually works.

29) Was injury caused by third party?

A third party is an individual or organization (other than the injured employee or the Federal government) who is liable for the injury. For instance, the driver of a vehicle causing an accident in which an employee is injured, the owner of a building where unsafe conditions cause an employee to fall, and a manufacturer whose defective product causes an employee's injury, could all be considered third parties to the injury.

31) Name and address of physician first providing medical care

The name and address of the physician who first provided medical care for this injury. If initial care was given by a nurse or other health professional (not a physician) in the employing agency's health unit or clinic, indicate this on a separate sheet of paper.

32) First date medical care received

The date of the first visit to the physician listed in item 31.

35) Does the employing agency controvert continuation of pay?

COP may be controverted (disputed) for any reason; however, the employing agency may refuse to pay COP only if the controversion is based upon one of the nine reasons given below:

- a) The disability results from an occupational disease or illness;
- b) The employee is a volunteer working without pay or for nominal pay, or a member of the office staff of a former President;
- c) The employee is neither a citizen or a resident of the United States or Canada;
- d) The injury occurred off the employing agency's premises and the employee was not involved in official "off premise" duties;
- e) The injury was proximately caused by the employee's willful misconduct, intent to bring about injury or death to self or another person, or intoxication;
- f) The injury was not reported on Form CA-1 within 30 days following the injury;
- g) Work stoppage first occurred 90 days or more following the injury;
- h) The employee initially reported the injury after his or her employment was terminated; or
- i) The employee is enrolled in the Civil Air Patrol, Peace Corps, Youth Conservation Corps, Work Study Programs, or other similar groups.

Employing Agency - Required Codes

Box a (Occupation Code), Box b (Type Code), Box c (Source Code), OSHA Site Code

The Occupational Safety and Health Administration (OSHA) requires all employing agencies to complete these items when reporting an injury. The proper codes may be found in OSHA Booklet 2014, "Recordkeeping and Reporting Guidelines."

OWCP Agency Code

This is a four-digit (or four digit plus two letter) code used by OWCP to identify the employing agency. The proper code may be obtained from your personnel or compensation office, or by contacting OWCP.

OWCP Form CA-2 Instructions

Notice of Occupational Disease and Claim for Compensation

Summary

Purpose

Official notice to the employee's supervisor and to the OWCP of a condition believed by the employee to have been caused, aggravated, or accelerated by factors of his or her work environment.

General Procedures and Preparation Responsibilities

- a. The employee, or the employee's representative, desiring to report an illness or disease is provided a CA-2 by the employee's supervisor. At this time, the supervisor will review the employee's instructions for completing Form CA-2 that are attached to the CA-2. He or she will ensure that the employee or the representative is aware of the data requirements and the need for a narrative statement from the employee.

Note: The employee will also be provided two or more copies of the appropriate evidence checklist, OWCP Form CA-35 — one for each physician and one for the employee.

- b. After completing the form and preparing the statement, the employee will submit the form and statement to the supervisor or the designated agency official. At this time, the employee may submit the required medical data or have made arrangements for such to be submitted.
- c. The supervisor, after ensuring that the form is complete, gives the employee or the representative the receipt attached to the CA-2.
- d. The supervisor completes the superior's portion of the form, leaving blank those items for which he or she does not have information.
- e. The supervisor prepares a statement commenting on the accuracy of details in the statement submitted by or on behalf of the employee.
- f. The supervisor prepares Form 1769, *Accident Report*.
- g. The supervisor submits the CA-2, the employee's and the supervisor's statement, medical reports if received, and a copy of the Form 1769 to the IC control office or control point.

Timeliness

- a. The employee or the representative should submit the claim within 30 days after realizing that the disease or illness was caused, aggravated, or accelerated by the employment.
- b. The control office must forward the CA-2 and supporting documentation to the OWCP within 10 working days after receipt from the employee. If the

HBK EL-505, INJURY COMPENSATION, DECEMBER 1995 FORMS

employee did not submit the required statement and medical data, he or she should be apprised of the fact that failure to comply with the instructions could jeopardize the acceptance of the claim. If the CA-2 is submitted without the supporting data, submit the form to the OWCP with a memo stating that the employee was apprised of the need to submit the additional data, but has failed to do so.

- c. When notified by the OWCP that the claim has been either accepted or rejected, the control office must notify the safety office to initiate appropriate action relative to the Form 1769.

Filing and Distribution

- a. If the claim *is not* reported to the OWCP do the following:
 - (1) File the original Form CA-2 in the employee's OMF; use a sealed envelope if no OMF is available.
 - (2) Send a copy to the IC claim file notated: "Original in OPF."
 - (3) Send a copy to the safety office, after deleting any sensitive medical information.
- b. If the claim *is* reported to the OWCP:
 - (1) Forward the original CA-2 to the district OWCP by either the IC control office or by the office or installation designated to correspond with the OWCP.
 - (2) Place a copy in the IC claim file.
 - (3) Send a copy to the safety office, after deleting any sensitive medical information.

Instructions

Forms Completion

Employee's Portion of the Form, Items 1–18.

Items 1 through 18 will be completed either by the claimant (employee) or by his or her representative.

Exceptions: The shaded blocks *a*, *b*, and *c* will be completed by the IC control office.

The following instructions should be followed when completing the employee's portion of the form. *Items not listed are self-explanatory.*

Item: Explanation

6. a. Insert appropriate designation, i.e., PS-5/9, EAS-16/18, EAS-20, PCES, etc.

HBK EL-505, INJURY COMPENSATION, DECEMBER 1995
FORMS

- b. Considering the location identified in Items 10 and 13, refer to item 29 for the date the claimant was last exposed to the conditions alleged to have caused the disease or illness, i.e., date employee last worked, etc. If the claimant is still working in the area of exposure, give current grade information.
8. If "other," in item is checked, have employee submit related information, e.g., identify dependent parents, brothers, sisters, grandparents, or grandchildren who are dependent on the employee.
- Check appropriate box(es). If *other* is checked, have employee submit related information on an attachment; e.g., identify children aged 18 through 22 who are either full-time students or who are unable to care for themselves, identify dependent parents, brothers, sister, grandparents or grandchildren. Please note that married children cannot be claimed as dependents even when residing with the parent. Also, if child support is paid for children living elsewhere due to a divorce or separation, a copy of the court order is to be attached.
9. The title requested is the formal title of the employee's position within the Postal Service. This Item will be used by the HRS to identify the code to be inserted into shaded block *a*.
10. Exact location where the claimant alleges he or she was exposed to conditions causing the illness or disease. Be sure that the location identified can be located by his or her immediate supervisor.
11. The date the employee first *became aware* of the illness or disease; this date may or may not agree with Item 12.
13. The employee should identify the specific conditions, substances, activities, etc., which he or she believes are responsible for the illness or disease.
14. Be sure that the specificity required on the instruction page of the form is provided, e.g., right, left, inside thigh, etc.
16. Do not leave blank. Enter "NA" if employee's statement has been received or submitted.
17. Do not leave blank. Enter "NA" if medical documentation has been received or submitted.
18. a. The employee or the representative should be aware of the certification statement in this Item and the penalty notice which follows.
- b. The date should be *the date the form is submitted* to either the supervisor or a management representative.

Official Supervisor's Portion of the Form, Items 19–34.

Items 19 through 34 will be completed either by the immediate supervisor or by the control office.

HBK EL-505, INJURY COMPENSATION, DECEMBER 1995
FORMS

The following instructions should be followed when completing the supervisor's portion of the form; Items not listed are self-explanatory.

Note: Explanation

19. Per instructions on the form and USPS policy, this is the identification and address of the control office authorized to communicate with the district OWCP, this is the office authorized to receive correspondence from the OWCP. *This is not always the installation in which the injured employee is employed. See Item 20.*
 - a. The OWCP Agency Code will be entered by injury compensation control personnel.
 - b. The OSHA Site Code is not required.
20. Enter the name and full address of the installation in which the injured employee is employed. This could be an associate office, a branch, a station, a repair facility, a VMF, etc.
21.
 - a. If claimant has fixed duty hours, enter start and end times.
 - b. If claimant has variable or flexible hours, enter "Variable," DOI (Date of Injury) *hours listed*, and then enter work schedule for DOI.
22.
 - a. If claimant has a fixed schedule, check the scheduled days.
 - b. If claimant has either a rotating (carrier) or flexible schedule, or a variable workday schedule, enter either "Variable" or "Rotating" and enter *week of injury*; check the days worked during the week of the injury.
23. This item is completed with information related to the *first physician* who provided medical care for the disease or illness (see 5 U.S.C 8101 (2) for definition of a physician).

Note: *If initial care was given by a nurse or other health professional (not a physician), indicate this on a separate attachment. The attachment should include the name, position, date of treatment, diagnosis, and address of the health professional. Physician's assistants reports must be countersigned by a physician to be acceptable.*
24. This date is the date of the first visit to the physician listed in Item 23.
25. Consider only medical reports form countersigned by *physicians*.
27.
 - a. This Item refers to the first tour of duty or date on which the injured employee either did not report to work, or stopped work, due to disability caused by illness or disease identified in Item 14.
 - b. The time entry is either the start time of the first tour of duty missed, or the actual time the employee departed the work area or installation due to disability.
 - c. If claimant is not disabled, enter "Did Not Stop Work."

HBK EL-505, INJURY COMPENSATION, DECEMBER 1995
FORMS

28. A date is entered *only* if the employee enters into a leave without pay (LWOP) status caused by absence due to the illness or disease.
29. Identify the date the employee was last exposed to the conditions alleged to have caused or aggravated the disease or illness. This could be the last day on the job before a transfer to another location, the last day on the job before period of disability, etc.
30. If the employee did not stop work, i.e., no disability, enter "Did Not Stop Work." Remember that this Item must agree with Item 27.
31. If the employee has been assigned to either light or limited duty because of medically prescribed limitations, attach a copy of the written job description for such duty.
32. A third party is an individual or organization (other than the injured employee or the federal government) who is liable for the illness or disease.
34. Supervisors should be apprised of the penalty warning contained in this Item, and they should enter their commercial telephone number.

The *Receipt of Notice of Injury* is required to be presented to the employee or the representative at the time the form is submitted to management. Such receipt is the evidence an employee needs to prove not only that a claim was submitted in the event that the original documents are lost, but also to show the timeliness of the claim's submission. When the form is completed, it must be completed in its entirety. At this time, the employee or the representative should be advised that the receipt should be retained in a safe place to ensure that it is available in the future.

Occupational Disease — Checklists

CA-35A, *Evidence Required in Support of a Claim for Occupational Disease*

CA-35B, *Evidence Required in Support of a Claim for Work-Related Hearing Loss*

CA-35C, *Evidence Required in Support of a Claim for Asbestos-Related Illness*

CA-35D, *Evidence Required in Support of a Claim for Work-Related Coronary/Vascular Condition*

CA-35E, *Evidence Required in Support of a Claim for Work-Related Skin Disease*

CA-35F, *Evidence Required in Support of a Claim for Work-Related Pulmonary Illness (not asbestosis)*

CA-35G, *Evidence Required in Support of a Claim for Work-Related Psychiatric Illness*

CA-35H, *Evidence Required in Support of a Claim for Work-Related Carpal Tunnel Syndrome*

HBK EL-505, INJURY COMPENSATION, DECEMBER 1995 FORMS

Notice of Occupational Disease
and Claim for Compensation

U.S. Department of Labor
Employment Standards Administration
Office of Workers' Compensation Programs



Employee: Please complete all boxes 1 - 18 below. Do not complete shaded areas.
Employing Agency (Supervisor or Compensation Specialist): Complete shaded boxes a, b, and c.

Employee Data			
1. Name of employee (Last, First, Middle)			2. Social Security Number
3. Date of birth Mo. Day Yr.	4. Sex	5. Home telephone ()	6. Grade as of date of last exposure Level Step
7. Employee's home mailing address (Include city, state, and ZIP code)			8. Dependents <input type="checkbox"/> Wife, Husband <input type="checkbox"/> Children under 18 years <input type="checkbox"/> Other
Claim Information			
9. Employee's occupation			a. Occupation code
10. Location (address) where you worked when disease or illness occurred (Include city, state, and ZIP code)			11. Date you first became aware of disease or illness Mo. Day Yr.
12. Date you first realized the disease or illness was caused or aggravated by your employment Mo. Day Yr.		13. Explain the relationship to your employment, and why you came to this realization	

14. Nature of disease or illness	OWCP Use - NOI Code	
	b. Type code	c. Source code

15. If this notice and claim was not filed with the employing agency within 30 days after date shown above in item #12, explain the reason for the delay.
16. If the statement requested in item 1 of the attached instructions is not submitted with this form, explain reason for delay.
17. If the medical reports requested in item 2 of attached instructions are not submitted with this form, explain reason for delay.

Employee Signature
<p>18. I certify, under penalty of law, that the disease or illness described above was the result of my employment with the United States Government, and that it was not caused by my willful misconduct, intent to injure myself or another person, nor by my intoxication. I hereby claim medical treatment, if needed, and other benefits provided by the Federal Employees' Compensation Act.</p> <p>I hereby authorize any physician or hospital (or any other person, institution, corporation, or government agency) to furnish any desired information to the U.S. Department of Labor, Office of Workers' Compensation Programs (or to its official representative). This authorization also permits any official representative of the Office to examine and to copy any records concerning me.</p> <p>Signature of employee or person acting on his/her behalf _____ Date _____</p> <p>Have your supervisor complete the receipt attached to this form and return it to you for your records.</p> <p>Any person who knowingly makes any false statement, misrepresentation, concealment of fact or any other act of fraud to obtain compensation as provided by the FECA or who knowingly accepts compensation to which that person is not entitled is subject to civil or administrative remedies as well as felony criminal prosecution and may, under appropriate criminal provisions, be punished by a fine or imprisonment or both.</p>

HBK EL-505, INJURY COMPENSATION, DECEMBER 1995 FORMS

Official Supervisor's Report of Occupational Disease: Please complete information requested below

Supervisor's Report	
19. Agency name and address of reporting office (Include city, state, and ZIP Code)	
	OWCP Agency Code
OSHA Site Code	
ZIP Code	
20. Employee's duty station (Street address and ZIP Code)	
ZIP Code	
21. Regular work hours From: <input type="checkbox"/> a.m. To: <input type="checkbox"/> p.m.	22. Regular work schedule <input type="checkbox"/> Sun. <input type="checkbox"/> Mon. <input type="checkbox"/> Tues. <input type="checkbox"/> Wed. <input type="checkbox"/> Thurs. <input type="checkbox"/> Fri. <input type="checkbox"/> Sat.
23. Name and address of physician first providing medical care (include city, state, ZIP code)	24. First date medical care received Mo. Day Yr.
	25. Do medical reports show employee is disabled for work? <input type="checkbox"/> Yes <input type="checkbox"/> No
26. Date employee first reported condition to supervisor Mo. Day Yr.	27. Date and hour employee stopped work Mo. Day Yr. Time <input type="checkbox"/> a.m. <input type="checkbox"/> p.m.
28. Date and hour employee's pay stopped Mo. Day Yr. Time <input type="checkbox"/> a.m. <input type="checkbox"/> p.m.	29. Date employee was last exposed to conditions alleged to have caused disease or illness Mo. Day Yr.
30. Date returned to work Mo. Day Yr. Time <input type="checkbox"/> a.m. <input type="checkbox"/> p.m.	
31. If employee has returned to work and work assignment has changed, describe new duties	

32. Was injury caused by third party? <input type="checkbox"/> Yes <input type="checkbox"/> No If "No," go to Item 34.	33. Name and address of third party (include city, state, and ZIP code)
------------------------------------------------------------------------------------------------------------------------------	-------------------------------------------------------------------------

Signature of Supervisor

34. A supervisor who knowingly certifies to any false statement, misrepresentation, concealment of fact, etc., in respect to this claim may also be subject to appropriate felony criminal prosecution.

I certify that the information given above and that furnished by the employee on the reverse of this form is true to the best of my knowledge with the following exception:

Name of Supervisor (Type or print)	
Signature of Supervisor	Date
Supervisor's Title	Office phone

HBK EL-505, INJURY COMPENSATION, DECEMBER 1995

FORMS

Disability Benefits for Employees under the Federal Employees' Compensation Act (FECA)

The FECA, which is administered by the Office of Workers' Compensation Programs (OWCP), provides the following general benefits for employment-related occupational disease or illness:

- (1) Full medical care from either Federal medical officers and hospitals, or private hospitals or physicians of the employee's choice.
- (2) Payment of compensation for total or partial wage loss.
- (3) Payment of compensation for permanent impairment of certain organs, members, or functions of the body (such as loss or loss of use of an arm or kidney, loss of vision, etc.), or for serious disfigurement of the head, face, or neck.
- (4) Vocational rehabilitation and related services where necessary.

The first three days in a non-pay status are waiting days, and no compensation is paid for these days unless the period of disability exceeds 14 calendar days, or the employee has suffered a permanent disability. Compensation for total disability is generally paid at the rate of 2/3 of an employee's salary if there are no dependents, or 3/4 of salary if there are one or more dependents.

If an employee is in doubt about compensation benefits, the OWCP District Office servicing the employing agency should be contacted. (Obtain the address from your employing agency.)

For additional information, review the regulations governing the administration of the FECA (Code of Federal Regulations, Title 20, Chapter 1) or Chapter 810 of the Office of Personnel Management's Federal Personnel Manual.

Privacy Act

In accordance with the Privacy Act of 1974 (Public Law No. 93-579, 5 U.S.C. 552a) and the Computer Matching and Privacy Protection Act of 1988 (Public Law No. 100-503), you are hereby notified that: (1) The Federal Employees' Compensation Act, as amended (5 U.S.C. 8101, et seq.) is administered by the Office of Workers' Compensation Programs of the U.S. Department of Labor. In accordance with this responsibility, the Office receives and maintains personal information on claimants and their immediate families. (2) The information will be used to determine eligibility for and the amount of benefits payable under the Act. (3) The information collected by this form and other information collected in relation to your compensation claim may be verified through computer matches. (4) The information may be given to Federal, State, and local agencies for law enforcement and for other lawful purposes in accordance with routine uses published by the Department of Labor in the Federal Register. (5) Failure to furnish all requested information may delay the process, or result in an unfavorable decision or a reduced level of benefits. (Disclosure of a social security number (SSN) is voluntary; the failure to disclose such number will not result in the denial of any right, benefit or privilege to which an individual may be entitled. Your SSN may be used to request information about you from employers and others who know you, but only as allowed by law or Presidential directive. The information collected by using your SSN may be used for studies, statistics, and computer matching to benefit and payment files.)

Receipt of Notice of Occupational Disease or Illness

This acknowledges receipt of notice of disease or illness sustained by:
(Name of injured employee)

I was first notified about this condition on (Mo., Day, Yr.)

At (Location)

Signature of Official Superior

Title

Date (Mo., Day, Yr.)

This receipt should be retained by the employee as a record that notice was filed.

Form CA-2
Rev. Sept. 1993

HBK EL-505, INJURY COMPENSATION, DECEMBER 1995 FORMS

INSTRUCTIONS FOR COMPLETING FORM CA-2

Complete all items on your section of the form. If additional space is required to explain or clarify any point, attach a supplemental statement to the form. In addition to the information requested on the form, both the employee and the supervisor are required to submit additional evidence as described below. If this evidence is not submitted along with the form, the responsible party should explain the reason for the delay and state when the additional evidence will be submitted.

Employee (or person acting on the employee's behalf)

Complete items 1 through 18 and submit the form to the employee's supervisor along with the statement and medical reports described below. Be sure to obtain the Receipt of Notice of Disease or Illness completed by the supervisor at the time the form is submitted.

1) Employee's statement

In a separate narrative statement attached to the form, the employee must submit the following information:

- a) A detailed history of the disease or illness from the date it started.
- b) Complete details of the conditions of employment which are believed to be responsible for the disease or illness.
- c) A description of specific exposures to substances or stressful conditions causing the disease or illness, including locations where exposure or stress occurred, as well as the number of hours per day and days per week of such exposure or stress.
- d) Identification of the part of the body affected. (If disability is due to a heart condition, give complete details of all activities for one week prior to the attack with particular attention to the final 24 hours of such period.)
- e) A statement as to whether the employee ever suffered a similar condition. If so, provide full details of onset, history, and medical care received, along with names and addresses of physicians rendering treatment.

2) Medical report

- a) Dates of examination or treatment.
- b) History given to the physician by the employee.
- c) Detailed description of the physician's findings.
- d) Results of x-rays, laboratory tests, etc.
- e) Diagnosis.
- f) Clinical course of treatment.
- g) Physician's opinion as to whether the disease or illness was caused or aggravated by the employment, along with an explanation of the basis for this opinion. (Medical reports that do not explain the basis for the physician's opinion are given very little weight in adjudicating the claim.)

3) Wage loss

If you have lost wages or used leave for this illness, Form CA-7 should also be submitted.

Supervisor (Or appropriate official in the employing agency)

At the time the form is received, complete the Receipt of Notice of Disease or Illness and give it to the employee. In addition to completing items 19 through 34, the supervisor is responsible for filling in the proper codes in shaded boxes a, b, and c on the front of the form. If medical expense or lost time is incurred or expected, the completed form must be sent to OWCP within ten working days after it is received. In a separate narrative statement attached to the form, the supervisor must:

- a) Describe in detail the work performed by the employee. Identify fumes, chemicals, or other irritants or situations that the employee was exposed to which allegedly caused the condition. State the nature, extent, and duration of the exposure, including hours per days and days per week, requested above.
- b) Attach copies of all medical reports (including x-ray reports and laboratory data) on file for the employee.
- c) Attach a record of the employee's absence from work caused by any similar disease or illness. Have the employee state the reason for each absence.
- d) Attach statements from each co-worker who has first-hand knowledge about the employee's condition and its cause. (The co-workers should state how such knowledge was obtained.)
- e) Review and comment on the accuracy of the employee's statement requested above.

The supervisor should also submit any other information or evidence pertinent to the merits of this claim.

Item Explanations: Some of the items on the form which may require further clarification are explained below.

14. Nature of the disease or illness

Give a complete description of the disease or illness. Specify the left or right side if applicable (e.g., rash on left leg; carpal tunnel syndrome, right wrist).

19. Agency name and address of reporting office

The name and address of the office to which correspondence from OWCP should be sent (if applicable, the address of the personnel or compensation office).

20. Employee's duty station, street address and ZIP code

The street address and zip code of the establishment where the employee actually works.

23. Name and address of physician first providing medical care

The name and address of the physician who first provided medical care for this injury. If initial care was given by a nurse or other health professional (not a physician) in the employing agency's health unit or clinic, indicate this on a separate sheet of paper.

24. First date medical care received

The date of the first visit to the physician listed in item 23.

32. Was the injury caused by third party?

A third party is an individual or organization (other than the injured employee or the Federal government) who is liable for the disease. For instance, manufacturer of a chemical to which an employee was exposed might be considered a third party if improper instructions were given by the manufacturer for use of the chemical.

Employing Agency - Required Codes

Box a (Occupational Code), Box b, (Type Code), Box c (Source Code), OSHA Site Code

The Occupational Safety and Health Administration (OSHA) requires all employing agencies to complete these items when reporting an injury. The proper codes may be found in OSHA Booklet 2014, Record Keeping and Reporting Guidelines.

OWCP Agency Code

This is a four digit (or four digit two letter) code used by OWCP to identify the employing agency. The proper code may be obtained from your personnel or compensation office, or by contacting OWCP.

Form CA-2
Rev. Sept. 1993

OWCP Form CA-2a Instructions

Federal Employee's Notice of Recurrence of Disability and Claim for Continuation of Pay/Compensation

Summary

Purpose

When an employee sustaining an occupational injury or disease suffers disability for work due to the original injury, and such disability occurs after the employee returned to work following the injury, and the disability is the result of (1) a spontaneous return of the symptoms of the previous injury or disease without intervening cause, or (2) the need for medical treatment, other than a usual office call, for residuals of the previous condition. In these instances Form CA-2a is required. If a new incident or injury occurs which precipitates the disability, even if the injury is to the same part of the body previously injured, or is new exposure to the same causes(s) of a previously suffered occupational disease, this constitutes a new injury and Form CA-1 or CA-2 should be filed accordingly.

General Procedures and Preparation Responsibilities

- a. When an employee desires to report or claim a recurrence, a Form CA-2a will be provided to him or her, with the instruction sheet.
- b. The supervisor or HRS will discuss the circumstances of the situation and consider the definition of a recurrence on the instruction sheet with the employee to determine if either a recurrence or a new injury or illness exists. If a new injury (traumatic or occupational) was realized, either a CA-1 or CA-2 should be initiated.
- c. When a recurrence is identified, the *employee* should read the *Instructions for Employee* on the opposite page and complete Items 1–23 on the form.
- d. Upon receipt of the completed employee's portion of the form, along with any attachments or statements, the supervisor or control office or point will complete Items 24–44.

Filing and Distribution

The Injury Compensation Office does the following:

- a. Forwards the original of the CA-2a, and any attachments, medical reports, etc., to the OWCP upon completion.
- b. Places a copy in the IC claim file.
- c. Sends a copy to Safety if there is lost time or workday.

Instructions

Part A, Items 1–23, is completed by the employee or his or her representative.

1. Claimant's complete name: last name, first name, and middle name; enter NMN if no middle name.
2. SSN consists of *nine* digits.
3. The OWCP file number from the original traumatic (CA-1) or occupational (CA-2) claim. Verify that the date in Item 11, below, agrees with the original claim date.
4. Date of birth, *not* today's date.
5. Self-explanatory
6. Claimant's home telephone number with area code; if none, enter "None."
7. Claimant's complete home address to include ZIP+4.
8. Check appropriate box(es). If *other* is checked, have employee submit related information on an attachment. e.g., identify children aged 18 through 22 who are either full-time students or who are unable to care for themselves, identify dependent parents, brothers, sister, grandparents or grandchildren. Please note that married children cannot be claimed as dependents even when residing with the parent. Also, if child support is paid for children living elsewhere due to a divorce or separation, a copy of the court order is to be attached.
9. Address of employing establishment at time of *original* injury or disease. Entry should agree with either Item 18 of the original CA-1, or Item 20 of the original CA-2.
10. Complete address of employing establishment at the time of the recurrence, if different from Item 9.
11. Date and time of original injury or disease; refer to either Item 10 on the CA-1, or Item 29 on the CA-2.
12. Month, day, year, and time the employee first realized he or she had sustained a recurrence, i.e., when symptoms first became apparent, when new medical care required, etc.
13. Month, day, year, and time the employee stopped work because of the recurrence.

If he or she did not lose time, enter "Did Not Stop." If employee is absent from work only to obtain medical care or therapy, this is not considered stopping work; however, the claim must be submitted to the OWCP.
14. Month, day, year, and time the employee entered a non-pay LWOP status after stopping work. If the employee does not stop work or remains in a paid leave status; sick, annual, or COP; enter "NA."
15. This Item should complement Item 13.

HBK EL-505, INJURY COMPENSATION, DECEMBER 1995
FORMS

- a. If claimant did not stop work, enter "NA." Item entry should agree with Item 13.
 - b. If claimant lost time from work and has returned, enter the date and the time the employee returned to work.
 - c. If claimant lost time from work and has not returned to work, enter "Has Not Returned."
16. If claimant has obtained medical care for the recurrence prior to completing the form, all dates of treatments and therapy should be listed. Use an attachment if necessary.
17. If employee has obtained medical care following the recurrence, list the source(s) of such care. If CA-16 was issued, identify physician listed in Item 1 of the CA-16.
18. This Item refers to the original injury or disease.
- a. Following the original injury or disease, if the claimant either continued or returned to his or her original duties without disability limitations, check "Not."
 - b. Following the original injury or disease, if the claimant was permanently or temporarily unable to return to his or her normal duties, check "Yes." Describe the medically prescribed disability or limitations and describe the physical requirements of the limited or rehab duties assigned.
19. The employee is to provide a detailed description of his or her condition since returning to work following the *original* injury and a description of *all* medical care received following his or her return to work following the original injury.
20. Instructions for this Item are clear; be sure the employee provides necessary and detailed information. Be sure the information provided supports a recurrence and does not support the need for a new claim, e.g., a CA-1 or a CA-2.
21. The employee is *required* to describe *all* injuries and illnesses suffered between the date he or she returned to work following the original injury and the date of the recurrence; and, submit all medical records relevant to the injuries.
22. Self-explanatory.
23. Date the CA-2a was submitted by the employee.
- Part B, Items 24–44, will be completed by the supervisor or the Human Resources Specialist.
24. This is the identification and address for the injury compensation control office or point authorized to communicate with the district OWCP. *This is not always the installation in which the employee is employed.* See item 25.

HBK EL-505, INJURY COMPENSATION, DECEMBER 1995
FORMS

25. Enter the name and full address of the installation in which the employee is *currently* employed. This could be an AO, a branch, a station, a repair facility, a VMF, etc. Entry should agree with Item 10.
26. Enter the date the employee was returned to his or her *regular* duties following the *original* injury or illness.
27. a. If claimant has fixed duty hours, enter start and end times.
b. If claimant has variable or flexible hours, enter "variable, DOI hours listed," and then enter scheduled work hours on day of injury (DOI).
28. a. If the claimant has a fixed workday schedule, check the scheduled days.
b. If claimant has either a rotating (carrier) or a flexible schedule, or a variable workday schedule, enter either *rotating* or *variable* and enter *week of injury*, then check the days scheduled for the week of injury.
29. Date of original injury or illness; refer to either Item 10 of the original CA-1, or Item 29 of the original CA-2. Compare to Item 11 entry by the claimant.
30. Date of recurrence, compare to Item 12.
31. Date stopped work following the recurrence, compare to Item 13.
32. Date employee entered a non-pay LWOP status following the recurrence, compare to Item 14.
33. If disabled following the recurrence and COP was paid, enter the period of such.
If claim is being submitted before the employee returns to duty, enter "Has Not Returned."
34. a. Date the employee returned to work following the recurrence, compare to Item 15.
b. If employee did not stop work, enter "Did Not Stop," compare to Items 14 and 31.
35. If employee used *personal* leave during period of disability — Items 31 and 34 — list dates by type of leave used.
36. a. Enter annual/weekly/hourly base pay (includes COLA if career employee).
Control office or point will compute, as applicable, regularly scheduled night differential and Sunday premium pay and enter in Item 36d. If employee is entitled to territorial COLA, enter dollar amount per annum/week/hourly in block 36c and identify.
b. If pay rate changed between the date of recurrence and the date of the work stoppage following the recurrence, enter the new pay data.

Note: When an employee works less than his or her full tour between 6:00 p.m. and 6:00 a.m., provide pay information at either the weekly or annual rate to show the *total* night differential earned for the period.

HBK EL-505, INJURY COMPENSATION, DECEMBER 1995
FORMS

37. When an employee is provided treatment by either the PMO or a USPS contract doctor, copies of all medical data is to be provided to the OWCP.
38. Self-explanatory.
39. When either a limited duty or a rehabilitation assignment was provided following the *original* injury or illness, enclose a copy of the limited duty/rehabilitation job offer/assignment.
40. When information available to management differs from the information provided by the employee, identify and support such differences.
- 41– 44. Self-explanatory.

Part C of the form is completed by the claimant if he or she is no longer employed by either the USPS or another federal agency at the time of the recurrence.

In such a situation, the claimant sends the form directly to OWCP. In this situation, the former employer may not be aware of the claim unless it is accepted by the OWCP and new payments appear on the chargeback report. If or when such charges to the USPS do appear, the injury compensation personnel should acquire from OWCP current medicals to ascertain if rehabilitation is in order.

HBK EL-505, INJURY COMPENSATION, DECEMBER 1995
FORMS

**Federal Employee's Notice of
Recurrence of Disability and Claim
for Continuation Pay/Compensation**

U.S. Department of Labor
Employment Standards Administration
Office of Workers' Compensation Programs



Employee: Please complete Part A below.

OMB No. 1215-0167
Expires: 07-31-96

Employing Agency (Supervisor or Compensation Specialist): Complete Part B.

Employee Data Part A - Employee					
1. Name of employee (Last, First, Middle)		2. Social Security Number		3. OWCP file number for original injury (if known)	
4. Date of birth Mo. Day Yr. 		5. Sex <input type="checkbox"/> Male <input type="checkbox"/> Female	6. Home telephone ()		
7. Employee's home mailing address (include city, state, and zip code)				8. Dependents <input type="checkbox"/> Wife, Husband <input type="checkbox"/> Children under 18 years <input type="checkbox"/> Other	
9. Name and Address of Employing Establishment at time of original injury (number, street, city, state, zip code)			10. Name and Address of Employing Establishment at time of recurrence, if other than 9. If you are no longer employed with the Federal Government, complete Part C in addition to Part A.		
11. Date and Hour of original injury (mo., day, year) <input type="checkbox"/> a.m. <input type="checkbox"/> p.m.	12. Date and Hour of recurrence (mo., day, year) <input type="checkbox"/> a.m. <input type="checkbox"/> p.m.	13. Date and Hour stopped work following recurrence (mo., day, year) <input type="checkbox"/> a.m. <input type="checkbox"/> p.m.	14. Date and Hour pay stopped following recurrence (mo., day, year) <input type="checkbox"/> a.m. <input type="checkbox"/> p.m.	15. Date and Hour returned to work (mo., day, year) <input type="checkbox"/> a.m. <input type="checkbox"/> p.m.	
16. Dates of medical treatment following recurrence (mo., day, year)		17. Name and Address of physician treating employee following recurrence			
18. After returning to work following the original injury, were you handicapped or in any way limited in performing your usual duties? (If yes, explain) <input type="checkbox"/> Yes <input type="checkbox"/> No					
19. Describe fully your condition since you returned to work including all medical treatment received.					
20. Describe the circumstances of the recurrence of disability. Explain why you believe your present condition is related to the original injury.					
21. Describe all injuries and illnesses which you suffered between the date you returned to work following the original injury, and the date of recurrence. Arrange for the submission of all relevant medical records.					
<p>Any person who knowingly makes any false statement, misrepresentation, concealment of fact, or any other act of fraud to obtain compensation as provided by the FECA or who knowingly accepts compensation to which that person is not entitled, is subject to civil or administrative remedies as well as felony criminal prosecution and may, under appropriate criminal provisions, be punished by a fine or imprisonment or both.</p> <p>I hereby claim medical treatment if needed, and up to 45 days Continuation of Pay and/or Compensation while disabled for work.</p> <p>I hereby authorize any physician or hospital (or any other person, institution, corporation, or government agency) to furnish any desired information to the U.S. Department of Labor, Office of Workers' Compensation Programs (or to its official representative). This authorization also permits any official representative of the Office to examine and to copy any records concerning me.</p> <p>I certify, under penalty of law, that the information provided on this form is true and correct to the best of my knowledge.</p>					
22. Signature of employee			23. Date (mo., day, year)		

Form CA-2a
Rev. Sept. 1993

HBK EL-505, INJURY COMPENSATION, DECEMBER 1995

FORMS

Part B - Employer

Official Supervisor's Report: Please complete information requested below

Supervisor's Report

24. Agency name and address of reporting office (include city, state, and zip code) OWCP Agency Code

Zip Code

OSHA Site Code

25. Employee's duty station (Street address and zip code)

Zip Code

26. Date of first return to REGULAR duty following original injury.

Mo. Day Yr.

27. Regular work hours From: a.m. To: a.m. p.m.

28. Regular work schedule Sun. Tues. Thurs. Mon. Wed. Fri. Sat.

29. Date of Injury Mo. Day Yr.

30. Date of recurrence Mo. Day Yr.

31. Date stopped work following recurrence Mo. Day Yr. Time : a.m. p.m.

32. Date pay stopped following recurrence Mo. Day Yr.

33. Date COP paid for recurrence From Mo. Day Yr. To Mo. Day Yr.

34. Date returned to work following recurrence Mo. Day Yr. Time : a.m. p.m.

35. Inclusive Dates Employee Received Leave Pay For Any Part of The Period Since Stopping Work

a. Annual Leave

b. Sick Leave

c. Other (Specify)

36. Pay Rate in Effect On:

a. Base pay

b. Subsistence

c. Quarters

d. Other Pay, i.e., Sunday premium or night differential

A. Date of Recurrence \$ per

\$ per

\$ per

\$ per

\$ per

37. Did the employee receive medical care at an agency facility due to the recurrence? Yes No
If so, please attach all relevant medical records.

38. At time of recurrence did official superior authorize medical treatment on form CA-16? Yes No

39. Following the original injury, did the employer make any accommodations or adjustments in the employee's regular duties due to injury related limitation? Yes No
If yes, provide full details.

40. Please review the statements provided by the employee in response to Part A of this form and provide all relevant comments and additional information.

A supervisor who knowingly certifies to any false statement, misrepresentation, concealment of fact, etc., in respect to this claim may also be subject to appropriate felony criminal prosecution.

41. Signature of official superior (at time of recurrence)

42. Title

43. Official superior's work phone number

44. Date (mo., day, year)

Form CA-2a
Rev. Sept. 1993

HBK EL-505, INJURY COMPENSATION, DECEMBER 1995
FORMS

Part C - Employee

(To be completed by the employee if not employed with the Federal Government at the time of a claimed recurrence of disability attributed to an occupational injury or illness sustained with Federally employed.)

1. For all jobs held since you left the job held when the initial injury occurred, list the full name and address of all employers, and the inclusive dates of all employment. Include any self-employment.

2. For all jobs listed in number 1 above, provide your job title, nature of duties performed, number of hours worked per week and rate of pay.

3. Describe all educational and/or vocational training received since your original injury. Include any licenses or certificates earned.

4. What was your rate of pay when you stopped work due to this recurrence of disability?

\$ _____ per _____

5. Do you claim compensation for lost wages? Yes No

If yes, for what period _____ through _____ .

6. Have you received any pay during the period claimed? Yes No

If yes, how much and from what source? _____

Section 8101, et seq., Title 5 to the U.S. Code authorizes collection of this information. Completion of this form is mandatory in order to ensure the timely filing of a notice of recurrence of disability and claim for benefits under the Federal Employees' Compensation Act (FECA). The information will be used to initiate and assist in the adjudication of the claim and failure to provide the information may prevent or delay claim processing. Additional disclosures of this information may be to: third parties in litigation; employing agencies; various individuals and organizations providing related medical rehabilitation and other services; insurance plans which may have paid related bills; labor unions; various law enforcement officials; other federal, state and local agencies (including the GAO and IRS) as appropriate; data processing contractors to the Department of Labor; debt collection agencies and credit bureaus.

7. Claimant Signature

8. Date

★ U.S. GPO: 1993-301-192/93030

HBK EL-505, INJURY COMPENSATION, DECEMBER 1995 FORMS

INSTRUCTIONS FOR COMPLETING FORM CA-2a RECURRENCE OF DISABILITY

DEFINITION OF RECURRENCE

Recurrence - when an employee who sustained an occupational injury or disease suffers disability for work due to the original injury, and such disability occurs after the employee returned to work following the injury, and the disability is the result of (1) a spontaneous return of the symptoms of the previous injury or disease without intervening cause, or (2) the need for medical treatment, other than a usual office call, for residuals of the previous condition. In these instances Form CA-2a is required. If a new incident or injury occurs which precipitates the disability, even if the injury is to the same part of the body previously injured, or is new exposure to the same cause(s) of a previously suffered occupational disease, this constitutes a new injury and Form CA-1 or CA-2 should be filed accordingly.

INSTRUCTIONS FOR EMPLOYEE

- Review the definition of recurrence provided above. If you have suffered a recurrence, you should complete Part A completely. Attach a separate sheet of paper where necessary to provide full details.
- If you are employed by the Federal Government at the time of recurrence, Form CA-2a should be submitted promptly to your employing agency. If you are no longer employed with the Federal Government, you should complete Parts A and C and submit all materials directly to OWCP.
- If the original injury was not previously reported to OWCP, a report specifically covering the original injury should be made on Form CA-1 (traumatic injury) or CA-2 (occupational disease) and attached when Form CA-2a is submitted. Medical reports concerning the original injury should also be attached, if not previously submitted.
- If this is a recurrence of an occupational disease, or if the 45 days Continuation of Pay (COP) have been exhausted, you may claim wage loss on Form CA-7 if this form was not submitted following original injury. If Form CA-7 was previously submitted, compensation may be claimed on Form CA-8. The OWCP will be responsible for payment of compensation if the claim is approved.
- You should arrange for the submission of a detailed medical report from your attending physician. The report should include: dates of examination and treatment; history given by the employee; findings; results of x-ray and lab tests; diagnosis; course of treatment, and the physician's opinion, with medical reasons, regarding causal relationship between your condition and the original injury. The physician should also describe your ability to perform your regular duties. If you are disabled for your regular work, (s)he should identify the dates of disability and provide work tolerance limitations.
- If you were treated by other physicians after returning to work following the original injury, similar medical reports should be obtained from each.

INSTRUCTIONS FOR THE EMPLOYING AGENCY

- Upon receipt of a claim for recurrence, the employing agency should promptly complete Part B and submit it to OWCP.
- Where pay is continued, the employing agency should obtain medical evidence on Form CA-17, "Duty Status Report", as often as circumstances indicate.
- If the recurrent disability has not ended at the time Form CA-2a is submitted, Form CA-3, Report of Termination of Disability and/or Payment, should be forwarded when the employee returns to work.
- If the recurrence happens less than six months following employee's return to work following the injury, the supervisor shall authorize required medical care by use of Form CA-16. If the recurrence happens more than six months after the employee's return to work, authorization for further medical care must be obtained from the OWCP.
- If the recurrent disability continues after the expiration of the 45 days Continuation of Pay (COP) or if this is a recurrence of an occupational disease, you should instruct the employee to file Form CA-7. If Form CA-7 was previously submitted, compensation should be claimed on Form CA-8.

Public Burden Statement

Completion of this collection of information is estimated to vary from 15 to 45 minutes per response with an average of 30 minutes per response, including time for reviewing instructions, searching existing data sources, gathering and maintaining the data needed, and completing and reviewing the collection of information. If you have any comments regarding the burden estimate or any other aspect to this collection of information, including suggestions for reducing this burden, send them to the Office of IRM Policy, U.S. Department of Labor, Room N1301, 200 Constitution Avenue, N.W., Washington, DC 20210; and to the Office of Management and Budget, Paperwork Reduction Project (1215-0167), Washington, DC 20503.

DO NOT SEND THE COMPLETED FORM TO EITHER OF THESE OFFICES

OWCP Form CA-3 Instructions

Report of Termination of Disability and/or Payment

Summary

Purpose

The purpose of this form is to notify the OWCP of the following:

- a. Disability from injury or illness has terminated.
- b. Continuation of pay (COP) has terminated.
- c. The employee has returned to duty.

Note: CA-3 need not be completed if the above information has been previously submitted on Form CA-1, CA-2, or otherwise. However, some OWCP District Offices still request a CA-3 whenever either *a*, *b*, or *c* above is reported.

General Procedures and Preparation Responsibilities

- a. Upon notification or receipt of information that the employee satisfied either *a*, *b*, or *c*, under Purpose the ICCO will initiate the CA-3.
- b. If the employee has been on the OWCP periodic roll, the ICCO should immediately telephone the OWCP advising the date the employee returned to work or overcame the disability. This will preclude an overpayment.

Filing and Distribution

For filing and distributing, do the following:

- a. Send the original CA-3 to the OWCP.
- b. File a copy of the CA-3 in the claimant's injury compensation file.

Instructions

- 1. Claimant's complete name: last name, first name, and middle name (enter "NMN" if no middle name).
- 2. SSN consists of *nine* digits.
- 3. The OWCP file number from original traumatic (CA-1) or occupational (CA-2) claim. Verify that date in Item 7, below, agrees with original claim date.
- 4. U. S. Postal Service
- 5. Address of employing establishment at time of original injury or disease.
- 6. Address of control office authorized to forward to or communicate with the OWCP.

HBK EL-505, INJURY COMPENSATION, DECEMBER 1995
FORMS

7. Date and hour of original injury or disease as shown on the CA-1 (Item 10) or CA-2 (Item 29).
8.
 - a. If disability caused by a traumatic injury, refer to Item 25 on the original CA-1.
 - b. If disability resulted due to an occupational condition, refer to Item 27 on the original CA-2.
 - c. If disability resulted after a recurrence, refer to Item 10 on the related CA-2a.
9. Month, day, year, *and time* employee entered a non-pay LWOP status; see instructions for Item 8 in event disability and LWOP commenced upon filing a claim or recurrence.
10. Date employee returned to duty; or, if total disability has ceased and COP terminated, enter date and explain in Item 17, below, and enter "Has Not Returned" if appropriate.
11.
 - a. If employee has not returned to work, enter "NA."
 - b. If employee returns to his or her normal workweek, see either Item 20 on the CA-1, Item 22 on the CA-2, or Item 28 on the CA-2a.
 - c. If employee returns to a workweek other than his or her normal workweek, so indicate.
12. Enter annual or hourly pay data if rate changed since date disability began; otherwise, enter "NA."
13. If, during the period of disability, the employee used either sick or annual leave, enter specific dates; indicate holiday or administrative leave used in Item 13c.
14.
 - a. Check *No* if employee returns to normal duties.
 - b. Check *Yes* if upon return to duty the employee's duties have been modified, or if the employee was given limited duty. Describe new or modified duties.
15. If the employee was not in a non-pay LWOP status at least one full pay period, enter "NA." If the employee was in a non-pay status at least one full pay period, enter the last day of the pay period from that health benefits or life insurance premiums were deducted.
Note: See ELM 525 for procedures if employee's health or life insurance was not deducted and the OWCP did not assume payments.
16. Verify entry with HRIS/OPF if during an open season.
17. Enter any comments. Include reason for stopping COP, if employee refused work, etc. Attach supporting documentation. Also, if employee is on periodic roll, notify OWCP by phone — *immediately*.

HBK EL-505, INJURY COMPENSATION, DECEMBER 1995
FORMS

Continuation of Pay: Complete this section only if COP was paid during the period of disability identified as beginning in Item 8, above, and the day prior to the date in Item 10, above, unless information was previously submitted on a CA-7.

18. If COP was paid during the period of disability commencing on or after the date in Item 8, above, include the from and *through dates* — *this will not include the day on which the employee returned to work*. Or, the “through” date could be the 45th day of COP, or the day prior to the day COP was terminated for cause.
19. Enter appropriate dollar amount.
20. Self-explanatory.
21. If pay rate has changed, enter new base pay; and night differential, Sunday premium and COLA as applicable.
22. Self-explanatory.
23. Title and *commercial* telephone number.
24. Self-explanatory.

HBK EL-505, INJURY COMPENSATION, DECEMBER 1995 FORMS

Report of Termination of Disability and/or Payment

U.S. Department of Labor
Employment Standards Administration
Office of Workers' Compensation Programs



Part - A General

1. Name of Injured Employee (last, first, middle)		2. Social Security Number		3. OWCP File Number (If known)	
4. Department or Agency			5. Bureau or Office		
6. Name and Address of Reporting Office (Include Zip Code)					
7. Date and Hour of Injury (Mo., day, year) <input type="checkbox"/> AM <input type="checkbox"/> PM		8. Date and Hour Stopped Work (Mo., day, year) <input type="checkbox"/> AM <input type="checkbox"/> PM		9. Date and Hour Pay Stopped (Mo., day, year) <input type="checkbox"/> AM <input type="checkbox"/> PM	
		10. Date and Hour Returned to Work (Mo., day, year) <input type="checkbox"/> AM <input type="checkbox"/> PM			
11. Employee's Work Week On Return To Duty If Other Than Monday Through Friday S M T W T F S		12. Present Pay Rate If Different From That Received At Time Employee Stopped Work.			
		a. Base Pay		b. Subsistence	
		c. Quarters		d. Other (Specify)	
13. Inclusive Dates Employee Received Pay For Any Part of The Period of Absence Because of:					
a. Annual Leave		b. Sick Leave		c. Other (Specify)	
From: Through:		From: Through:		From: Through:	
14. Has Employee's Work Assignment Been Changed Because of Disability Resulting From This Injury? <input type="checkbox"/> Yes <input type="checkbox"/> No If Yes, Describe The Type of Work Employee Is Performing.					
15. If Interrupted, Show Dates Deductions For Health Benefits and/or Optional Insurance Were Resumed (Mo., day, year) Health Benefit Optional Insurance			16. If Health Benefits Option Has Changed Since Disability Began, Show New Code Number and Date of Change (Mo., day, year) Number _____ Date _____		
17. Remarks:					

Part - B Continuation of Pay

18. Inclusive Dates That The Employee's Regular Pay Continued During The Period Of Disability. Do not include period of sick or annual leave (Mo., day, year) From: Through:		19. Show The Gross Dollar Amount Of Regular Pay Which The Employee Received During The Period Of Disability. Do not include pay received for sick leave or annual leave. \$ _____			
20. If Pay Rate Changed During The Period Employee Was Receiving Continuation Of Pay, Show The Date of Change (Mo., day, year)		21. If Pay Rate Changed During The Period Employee Was Receiving Continuation of Pay, Give New Rate			
		a. Base Pay		b. Subsistence	
		c. Quarters		d. Other (Specify)	
22. Signature of Supervisor		23. Title and Office Phone Number		24. Date (Mo., day, year)	

Form CA-3
Rev. June 1988

HBK EL-505, INJURY COMPENSATION, DECEMBER 1995
FORMS

INSTRUCTIONS FOR COMPLETING FORM CA-3
WHEN EMPLOYEE RETURNS TO WORK

PART - A

REQUIRED
WRITTEN
REPORT

- When disability ceases and/or employee returns to work, the official superior shall immediately report that fact to the OWCP on Form CA-3 unless this information has been previously submitted on Form CA-1 or CA-2 or otherwise. This form should be submitted for each injury resulting in time lost from work whether or not claim for compensation is made.

TELEPHONE/
TELEGRAPH
REPORT

- If the employee is receiving disability compensation periodically each four weeks, the official superior should immediately telephone or telegraph the OWCP advising the date employee returned to work. This will avoid an overpayment of compensation. Follow-up should then be made with Form CA-3.

PAY RATE
INFORMATION

- Employee's base pay in items 12a or 21a should not include value of subsistence, quarters or other pay. These should be shown separately in their own columns.

PART - B

CONTINUATION
OF PAY

- In most traumatic injury cases, the employee will have qualified for and received continuation of pay under 5 USC 8118 (FECA). When this occurs, items 9, 13, and 15 in Part A will usually be left blank. When there is a continuation of pay, Part B must always be completed, unless the information has been submitted on Form CA-7, Claim for Compensation on Account of Traumatic Injury.

OWCP Form CA-5 Instructions

Claim for Compensation By Widow, Widower, and/or Children

Summary

Purpose

General Procedures and Preparation Responsibilities

- a. The control office provides the survivor(s) with a blank CA-5. The ICCO should be sure that the survivor is apprised of the death benefits listed on the CA-5 and that he or she understands the instructions for completing the form. Also be sure that the survivor is aware that all legal documents such as marriage and death certificates should be certified with a raised seal. Such seals can normally be impressed by the issuing authority.
- b. After the survivor has completed the form, and has had the Attending Physician's Report completed, all forms and supporting documents should be submitted to the ICCO for review and submission to the OWCP.
- c. If death resulted from an injury or illness previously reported or accepted by the OWCP, enter the OWCP file number on the upper right corner of the form.
- d. If it is a new case, not previously reported, the supervisor will be required to prepare and submit a Form 1769, *Accident Report*.
- e. The utmost consideration and assistance should be given to the survivor(s).

Note: Completing the form may be difficult for some, but a qualified injury compensation person should be able to provide completion guidance since the form has been developed to assist the survivors by its simplicity.

Death benefits for survivors are summarized on the CA-5. This can be used to provide the survivors with information they will probably want to know and could relieve them of some note-taking.

Timeliness

Form CA-5 should be submitted to the Agency by the survivor within 30 days of the death, if possible, but not later than 3 years after the death. If the death resulted from an injury for which a disability claim was timely filed, the time requirements for filing a death claim have been met.

HBK EL-505, INJURY COMPENSATION, DECEMBER 1995
FORMS

Filing and Distribution

To distribute and file form CA-5, do the following:

- a. Forward the originals of all forms or documents to the OWCP immediately upon receipt.
- b. Make copies of all documents filed in the ICCO file.

HBK EL-505, INJURY COMPENSATION, DECEMBER 1995
FORMS

Attending Physician's Report		
1. Name of deceased employee (Last, first, middle)		2. Date of death (Mo., day, year)
3. What history of injury or employment related disease was given to you?	4. If treated for disease, give diagnosis.	
5. If death was not instantaneous, describe the treatment you provided.		6. Show dates on which treatment was given.
7. What was the direct cause of death?		
8. What were the contributory causes of death, if any?		
9. In your opinion, was the death of the employee due to the injury as reported in item 3 above? <input type="checkbox"/> Yes <input type="checkbox"/> No Give the medical reasons for your opinion, unless causal relationship is obvious.		
10. Was a biopsy or an autopsy performed? <input type="checkbox"/> Yes <input type="checkbox"/> No If yes, give name and address of physician and arrange for a copy of the report to be submitted.		
11. Name and address (Please type - include ZIP Code)	12. Signature	13. Date signed (Mo., day, year)

HBK EL-505, INJURY COMPENSATION, DECEMBER 1995 FORMS

INSTRUCTIONS FOR COMPLETING FORM CA-5, CLAIM FOR COMPENSATION BY WIDOW, WIDOWER, AND/OR CHILDREN

- | | |
|-----------------------------|---------------------------------------------------------------------------------------------------------------------------------------------------------------------------------------------------------------------------------------------------------------------------------------------------------------------------------------------------------------------------------------------------------------------------------------------------------------------------------------------------------------------------------------------------------------------------------------------------------------------|
| Who Should File Claim | <ul style="list-style-type: none">● This claim form should be completed and filed by the widow or widower for self and surviving children. If there is no surviving widow or widower, the children's guardian completes the claim. |
| When Should Claim Be Filed | <ul style="list-style-type: none">● Claim must be filed within three years following date of death, unless the decedent's immediate superior had actual knowledge of an on-the-job injury or death within 30 days; or written notice of the injury or death was given within 30 days. The timely filing of a disability claim will satisfy the time requirements for a death claim based on the same injury. |
| What Documents Are Required | <ul style="list-style-type: none">● The marriage certificate(s) for a widow or widower; death certificate for decedent if not previously submitted; birth certificate or adoption documents for each child. Also, if appropriate, Letter of Guardianship. If either the decedent or the surviving spouse was previously married, legal documents showing dissolution of such prior marriage(s). Copies of certificates or documents are acceptable only if they are certified by the person having official custody of such records. They should then be attached to the claim form when it is filed. |
| How to Complete Claim | <ul style="list-style-type: none">● All items should be completed. If an item is not applicable, indicate by showing "NA". Note that the form requests information about several different categories of persons, i.e., items 1-7 make inquiry about the decedent; 8-13 the surviving widow or widower; 14-14a, surviving children; and 15, the children's guardian. The attending physician's report on the reverse of the claim must also be completed before the form is submitted to the OWCP. |
| Funeral/Burial Allowance | <ul style="list-style-type: none">● Submit original itemized funeral and burial bills. If paid, so indicate and give name and address of person making payment. If an Administrator or Executor has been appointed, give such person's name and address and attach a copy of the appointment document. |

See the reverse of this page for a definition of dependents and a description of benefits.

Form CA-5
Rev. Mar. 1989

HBK EL-505, INJURY COMPENSATION, DECEMBER 1995 FORMS

DEATH BENEFITS FOR SURVIVING WIDOW, WIDOWER AND/OR CHILDREN UNDER THE FEDERAL EMPLOYEES' COMPENSATION ACT (FECA)

- | | |
|--------------------------|------------------------------------------------------------------------------------------------------------------------------------------------------------------------------------------------------------------------------------------------------------------------------------------------------------------------------------------------------------------------------------------------------------------------------------------------------------------------------------------------------------------------------------------------------------------------|
| Widow or Widower | <ul style="list-style-type: none">● To qualify for benefits, a widow or widower must have been living with the employee or separated for reasonable cause prior to the time of death. Payments continue for life or until remarriage. Upon remarriage, a widow or widower will receive a lump sum equal to 24 times his or her monthly compensation. If the remarriage occurs at age 60 or later, no lump sum is paid. Instead, payments continue for life. |
| Children | <ul style="list-style-type: none">● Eligible children include natural, adopted, step and posthumous children unmarried and under 18 years of age. Payments continue beyond 18 if the child is incapable of self-support because of mental or physical incapacity. Payments also continue on behalf of children over 18 if they are full-time students. Student benefits terminate on: marriage, completion of four years of education beyond high school level, or at age 23, whichever occurs first. |
| Compensation Rates | <ul style="list-style-type: none">● For widows or widowers - 50% of the employee's monthly pay if there are no surviving eligible children - 45% if there are eligible children.

Children - 15% each, not to exceed a total of 30%, shared equally if there is a widow or widower; if there is no widow or widower, 40% for one child plus 15% for each additional child, shared equally. Monthly payments for all beneficiaries cannot exceed 75% of the employee's monthly pay rate, or 75% of the top step of GS-15 of the General Schedule. |
| Funeral/Burial Allowance | <ul style="list-style-type: none">● Funeral and burial expenses up to a maximum of \$800 may be paid. Amount paid by the VA will be deducted. If death occurs away from the employee's duty station, transportation costs may be paid to return the deceased employee to his home or last place of residence. In addition to any funeral or burial expenses, a sum of \$200 may be paid for reimbursement of the costs of termination of the decedent's status as an employee of the United States. |
| Third Party Action | <ul style="list-style-type: none">● If the injury or death results from activity of a person or party other than the Federal Government, a "third party action" or lawsuit may be indicated. In such instances the Department of Labor will provide further instructions. |

If additional information is needed, it may be obtained from the Office of Workers' Compensation Programs.

Public Burden Statement

Public reporting burden for this collection of information is estimated to average 90 minutes per response, including time for reviewing instructions, searching existing data sources, gathering and maintaining the data needed, and completing and reviewing the collection of information. Send comments regarding this burden estimate or any other aspect of this collection of information, including suggestions for reducing this burden, to the Office of Information Management, U.S. Department of Labor, Room N1301, 200 Constitution Avenue, N.W., Washington, D.C. 20210; and to the Office of Management and Budget, Paperwork Reduction Project (1215-0155), Washington, D.C. 20503.

For sale by the Superintendent of Documents, U.S. Government Printing Office
Washington, D.C. 20402

OWCP Form CA-5b Instructions

Claim for Compensation by Parents, Brothers, Sisters, Grandparents, or Grandchildren

Summary

Purpose

Claims compensation on behalf of those relatives named above, who were wholly or partially dependent on the deceased.

General Procedures and Preparation Responsibilities

- a. The ICCO provides *each* claimant a CA-5b — *a separate form is required for each person claiming benefits*. The ICCO should be sure that the claimant(s) is apprised of the death benefits listed on the CA-5b and that they understand the instructions for completing the form. Also be sure that the claimant is aware that all legal documents such as marriage and death certificates should be certified with a raised seal. *In the event that the deceased is survived by a spouse or children, be sure that the claimant(s) is aware of the payment priorities listed under the death benefits section of the form.*
- b. After the claimant has completed the form, and has had the Attending Physician's Report completed, all forms and supporting documents should be submitted to the ICCO for review and submission to the OWCP.
- c. If death resulted from an injury or illness previously reported or accepted by the OWCP, enter the OWCP file number on the upper right corner of the form.
- d. If it is a new case, not previously reported, the supervisor is required to prepare and submit a Form 1769, *Accident Report*.

Timeliness

This form should be submitted to the Agency by the survivor within 30 days of the death, if possible, but not later than 3 years after the death. If the death resulted from an injury for which a disability claim was timely filed, the time requirements for filing a death claim have been met.

Filing and Distribution

For filing and distributing, do the following:

- a. Forward the originals of all forms or correspondence to the OWCP.
- b. File copies in ICCO claim file.

HBK EL-505, INJURY COMPENSATION, DECEMBER 1995 FORMS

Claim for Compensation by Parents,
Brothers, Sisters, Grandparents, or
Grandchildren

U.S. Department of Labor
Employment Standards Administration
Office of Workers' Compensation Programs



OMB No. 1215-0155
Expires: 04-30-95

1. Name of deceased employee (Last, first, middle)		2. Date of Birth (Mo., day, year)	3. Date of Injury (Mo., day, year)	4. Date of Death (Mo., day, year)	5. Social Security Number [] [] [] [] [] [] [] [] [] []
6. Name and address of employing agency (Include ZIP Code)			7. Nature of injury which caused death		
8. Name of dependent (Last, first, middle)		9. Dependent's address (Include ZIP Code)		10. Dependent's birth date (Mo., day, year)	
11. Dependent's Occupation	12. Dependent's Social Security Number	13. Dependent's relationship to employee		14. Extent of dependency on employee <input type="checkbox"/> Total <input type="checkbox"/> Partial	
15. Total amount employee contributed to dependent's support during 12 months immediately prior to death. \$ _____	16. Did employee live with dependent during the 12 months immediately prior to death? <input type="checkbox"/> Yes <input type="checkbox"/> No If "Yes", Complete 17 & 18.	17. Total amount employee paid dependent in money or service for room and board in addition to amount shown in 15. \$ _____ Per _____		18. If no fixed amount was paid for room and board, what is the fair value of such room and board? \$ _____ Per _____	
19. If dependent was employed during 12 month period prior to employee's death, give: Type of work performed: Period of employment: Monthly pay rate: Name and address of employer:		20. Show dependent's income from all sources other than employment during 12 month period prior to employee's death: Investments \$ _____ Pensions _____ Persons other than employee _____ Other _____ Total \$ _____			
Information about dependent's husband or wife (Items 21 through 25)					
21. Birth Date (Mo., day, year)	22. Occupation	23. Monthly pay rate \$ _____		24. Total income from all sources for 12 months prior to employee's death. \$ _____	
25. List all property owned by dependent and husband or wife (omit clothing, furniture, personal items).					
Description		Date Acquired		Value	
_____		_____		_____	
_____		_____		_____	
_____		_____		_____	
26. If employee was ever in the Armed Forces of the United States, give: Service number: Branch of service: Period of service:			27. If an application has been made for Veterans Administration (VA) benefits because of employee's death, give: VA Claim number: Address of VA office where claim is filed:		
28. If an application has been made for U.S. Civil Service Annuity or any other Federal Retirement or Disability Law because of employee's death, give: Claim Number: Date Annuity began: Amount paid per month: \$ _____			29. If a claim has been made against a third party because of employee's death, give: Amount of recovery: \$ _____ Name and address of third party:		
30. Total burial expense \$ _____	31. Amount of burial expense paid or payable by VA \$ _____	32. Name and address of party (other than VA) whose funds were used to pay burial expense and amount paid: \$ _____			
I hereby certify that each and every statement made above is true to the best of my knowledge. Any person who knowingly makes any false statement, misrepresentation, concealment of fact, or any other act of fraud to obtain compensation as provided by the FECA or who knowingly accepts compensation to which that person is not entitled is subject to felony criminal prosecution and may, under appropriate criminal provisions, be punished by a fine or imprisonment, or both.					
33. Signature of person filing claim		34. Address (Include ZIP Code)		35. Date (Mo., day, year)	

Form CA-5b
Rev. Mar. 1989

HBK EL-505, INJURY COMPENSATION, DECEMBER 1995
FORMS

Attending Physician's Report

1. Name of deceased employee (Last, first, middle) _____ 2. Date of death (Mo., day, year) _____

3. What history of injury or employment related disease was given to you? _____ 4. If treated for disease, give diagnosis. _____

5. If death was not instantaneous, describe the treatment you provided. _____ 6. Show dates on which treatment was given. _____

7. What was the direct cause of death? _____

8. What were the contributory causes of death, if any? _____

9. In your opinion, was the death of the employee due to the injury as reported in item 3 above? Yes No
Give the medical reasons for your opinion, unless causal relationship is obvious. _____

10. Was a biopsy or an autopsy performed? Yes No
Arrange for a copy of the report to be submitted. _____

11. Name and address (Please type - include Zip Code) _____

I certify that all statements in response to the questions asked above are true, complete and correct to the best of my knowledge. Further, I understand that any knowingly false or misleading statement or concealment of material fact may subject me to felony criminal prosecution.

12. Signature _____ 13. Date signed (Mo., day, year) _____

HBK EL-505, INJURY COMPENSATION, DECEMBER 1995
FORMS

OWCP Form CA-6 Instructions

Official Superior's Report of Employee's Death

Summary

Purpose

Notifies OWCP of the employment-related death of an employee.

General Procedures and Preparations Responsibilities

Note: When an employee dies because of either a traumatic injury or an occupational disease or illness, the ICCO will notify the OWCP district office immediately by telephone or telegram (20 CFR 10.103, ELM 542.211).

- a. Upon the death of an employee, the ICCO must be *immediately* notified.
- b. After investigation and acquisition of a certified copy of the death certificate, the ICCO will complete the form.
- c. If death resulted from an injury or illness pre-reported to the OWCP, enter the OWCP file number on the upper right corner.

Filing and Distribution

CA-6 is filed and distributed as follows:

- a. Send the original form to the OWCP as soon as practicable, but within 10 days from the date of receipt of knowledge of the death (20 CFR 10.103).
- b. Place a copy in the ICCO file.
- c. Send a copy to the Safety Office.
- d. Forward a copy to the area Human Resources manager.

Instructions

This form will be completed by the ICCO with input from the decedent's immediate supervisor.

1. Decedent's complete name; last name, first name, and *middle name* (enter "NMN" if no middle name).
2. *Claimant's date of birth* — Not today's date or current year.
3. Verify sex.
4. SSN consists of *nine* digits.
5. U.S. Postal Service
6. OWCP Agency Code
7. Leave blank

HBK EL-505, INJURY COMPENSATION, DECEMBER 1995
FORMS

8. Address of control office authorized to forward or communicate with the OWCP.
9. Self-explanatory; however, it may be best to enter the name and telephone number of the injury compensation control officer.
10. Month, day, year, and *time of injury*.
11. Month, day, year, and *time of death*.
12. Month, day, year, and *time* the employee's pay was stopped; this will normally be the first scheduled tour of duty following the death.
Note: If the employee was in a duty status at the time of death, the *remainder of the scheduled day is charged to administrative leave*.
13. Enter a complete description of events leading up to and including the injury. Use an attachment if necessary.
14. If decedent was on duty at time of injury check *Yes*. If not on duty, or not in the performing a duty, check *No* and explain.
15. Name of office, branch, station, or facility (include pay location) where decedent was employed. *Exact* location where injury occurred. If off postal premises, identify the street address, location on property or street, etc. If on postal premises, identify the building and/or room, location, work area, column, grid, parking lot location, stairwell, etc.
16. Identify *specific location* where death occurred; worksite (see Item 15), hospital, at home, etc.
17. Do not complete unless either a death certificate, medical report, or an autopsy report is available.
18. Enter decedent's grade and level in block 18. Enter annual or hourly base pay (includes contractual COLA). in 18a. Compute, as applicable, regularly scheduled night differential and Sunday premium pay and enter in 18d.
Note: If decedent was entitled to territorial COLA, enter the dollar amount per annum or hour in 18c and identify.
19. Self-explanatory.
20. Check *No* only if the employee was a casual or a temporary employee.
21. a. Enter the beginning and ending dates of any annual or sick leave used. If time loss was intermittent, attach a list of dates and type leave used each date or period.
b. Enter any date(s) the decedent received holiday or administrative pay in 18c and identify.
22. a, b, and c. To be completed by the ICCO.
23. a. Enter COP rate if paid; to include base, night differential and Sunday premium if applicable, and territorial COLA, if applicable.

HBK EL-505, INJURY COMPENSATION, DECEMBER 1995
FORMS

- b. The *From* date will be the date on which the 45-day count began, whether or not it was a scheduled workday. The *To* date should be either the 45th day of COP, the last date COP was paid, or the date of death.

24. Self-explanatory.

25. Enter the last day of the pay period in which health benefit deductions were made.

26 – 30. Self-explanatory.

31. Has claim been filed by survivor(s) with the Office of Personnel Management; ascertain by contacting your personnel office.

32 – 35. Self-explanatory.

HBK EL-505, INJURY COMPENSATION, DECEMBER 1995
FORMS

**Official Superior's Report of
Employee's Death**

U.S. Department of Labor
Employment Standards Administration
Office of Workers' Compensation Programs



1. Name of Deceased Employee (Last, first, middle)		2. Date of Birth (Mo., day, year)		3. <input type="checkbox"/> Male <input type="checkbox"/> Female		4. Social Security No.	
5. Department or Agency				6. OWCP Agency Code		7. OSHA Site Code	
8. Name and Address of Reporting Office				9. Name and Office Phone Number of Employee's Official Superior			
10. Date and Hour of Injury (Mo., day, year) <input type="checkbox"/> AM <input type="checkbox"/> PM		11. Date and Hour of Death (Mo., day, year) <input type="checkbox"/> AM <input type="checkbox"/> PM		12. Date and Hour Employee's Pay Stopped (Mo., day, year) <input type="checkbox"/> AM <input type="checkbox"/> PM			
13. Describe how injury occurred				14. Was employee in performance of duty when injury occurred? <input type="checkbox"/> Yes <input type="checkbox"/> No (if No, explain):			
15. Location where injury occurred		16. Location where death occurred		17. Immediate cause of death (Attach medical and autopsy report if available)			
18. Employee's pay rate as of		a. Base pay	b. Subsistence	c. Quarters	d. Other		
A. Date of injury		\$ per	\$ per	\$ per	\$ per		
B. Date pay stopped		\$ per	\$ per	\$ per	\$ per		
19. Did employee work in position held at time of injury for a full eleven months immediately prior to the injury? <input type="checkbox"/> Yes <input type="checkbox"/> No				20. If answer to 19 is no, would position have afforded employment for eleven months except for the injury? <input type="checkbox"/> Yes <input type="checkbox"/> No			
21. Did employee receive leave pay for any part of period from time pay stopped to date of death? (Give inclusive dates) From To				22. a. Occupation code			
23. Did employee receive continuation of pay (COP) during period prior to death? a. Pay rate used for COP \$ per b. Inclusive dates of COP From To				b. Type code		c. Source code	
				OWCP use - NOI code			
24. If employee was enrolled in Health Benefit Plan for self and family, show HBS Code Number:		25. Show date through which HBS deductions were last made (Mo., day, year)		26. If employee received medical care prior to death, give name and address of attending physician			
27. If injury was caused by a third party, give name and address of third party		28. Give name and address of the attorney representing the survivors if legal action is instituted against the third party		29. Show amount of third party recovery, if any \$			
30. If employee was a member of the Armed Services of the United States, show: Branch of Service: Serial No. (if known)				31. Has claim for survivor's benefits been filed with the Office of Personnel Management? <input type="checkbox"/> Yes <input type="checkbox"/> No			
32. Name and address of employee's spouse or next of kin (Show relationship, if other than spouse)							
33. Signature of Official Superior				34. Title		35. Date (Mo., day, year)	

Form CA-6
Rev. Nov. 1986

Instructions for Completing Form CA-6

When a Federal employee dies as a result of injury in performance of duty or because of an employment related disease, the death should be reported on this form. This form eliminates the need to complete and file the official superior's report on Form CA-1, Federal Employee's Notice of Traumatic Injury and Claim for Continuation of Pay/Compensation or Form CA-2, Federal Employee's Notice of Occupational Disease and Claim for Compensation.

The form is to be completed by the deceased employee's official superior or other authorized official of the employing agency. It should be accompanied by a certified copy of the death certificate, when submitted to OWCP.

Form CA-5 or CA-5b should be supplied to the employee's spouse or next of kin.

If additional space is required, attach separate sheets and number the answers to correspond with the items on the form.

For additional information about death benefits, see 20 CFR 1.1 and/or Chapter 810, Injury Compensation, Federal Personnel Manual.

Box 22a (Occupation Code), Box 22b (Type Code), Box 22c (Source Code), OSHA Site Code

The Occupational Safety and Health Administration (OSHA) requires all employing agencies to complete these items when reporting an injury. The proper codes may be found in OSHA Booklet 2014, Recordkeeping and Reporting Guidelines.

OWCP Agency Code

This is a four digit (or four digit plus two letter) code used by OWCP to identify the employing agency. The proper code may be obtained from your personnel or compensation office, or by contacting OWCP.

OWCP Form CA-7 Instructions

Claim for Compensation on Account of Traumatic Injury or Occupational Disease

Summary

Purpose

CA-7 serves to claim compensation or schedule award for any of the following:

- a. A wage loss for a period of disability, which is greater than three days, resulting from either a traumatic injury or an occupational disease.
- b. A schedule award for permanent impairment of a member or function of the body which resulted from either a traumatic or an occupational injury.
- c. A loss in wage-earning capacity, i.e., when the employee has been permanently reassigned to a lower level position without saved pay, and the reassignment was due to permanent partial disability resulting from either a traumatic or an occupational injury.
- d. A request of a buy-back of personal leave used during periods when OWCP compensation was authorized.

When to Prepare

The form is prepared when either disability for work extends beyond the authorized period of continuation of pay (COP), or, when compensation is requested for disability and/or absences from work due to an occupational claim.

General Instructions and Preparation Responsibilities

To prepare the CA-7, ensure that the following steps are completed:

1. The ICCO provides the employee a CA-7 as required or requested.
2. The employee or representative completes Items 1–20 and returns the completed form to the control office/point.
3. The *employee* is responsible for having the attached CA-20 completed by the treating physician and submitting it to the control office or point.
4. The control office completes Items 21–38, as required. If the employee does not enter his or her file number in Item 2, the ICCO should enter it, if it is available.

When an employee is in COP status and medical evidence indicates that the period of total disability will extend more than 3 days after the 45th day of COP, the ICCO will initiate the following procedures.

- (1) Provide a CA-7, with the CA-20 attached, to the employee after the 30th day of COP. Instruct the employee to return the completed forms within 7

HBK EL-505, INJURY COMPENSATION, DECEMBER 1995 FORMS

calendar days to preclude interruption of pay. The entire period of disability supported by competent medical authority may be claimed on the CA-7.

- (2) The ICCO will forward the completed CA-7 and CA-20 to the OWCP by the 40th calendar day of COP. If the CA-20 has not been returned with the CA-7, submit the CA-7 to the OWCP and advise them that the employee has not returned the required medicals.

When an employee is disabled due to a traumatic injury but is ineligible for COP, a CA-7 may be initiated after 3 days of disability and the employee may either enter a LWOP status or use sick or annual leave. If personal leave is used, the employee will be advised of the buy-back procedures.

When disability is realized following the submission of a CA-2 for an occupational illness or disease, the CA-7 will be sent to the OWCP, along with medical evidence if not already submitted, no later than 5 days after the period claimed for compensation (Item 4).

Filing and Distribution

For filing and distribution, do the following:

- a. Send the original CA-7, CA-20, and medical reports to the OWCP by the control office.
- b. File a copy of the forms submitted in the claimant's injury compensation file.
- c. Provide copies of the medical reports to the medical or health unit as appropriate.

Note: If disabled, and the employee returns to work prior to the submission of Form CA-7, completion of Item 33 will eliminate the need for filing a Form CA-3. However, if your local OWCP District Office requests a CA-3, submit.

Instructions

A. Items 1–20 will be completed by the employee or representative.

1. Claimant's *complete* name; last, first, middle. Enter "NMN" if no middle name.
2. If either a traumatic claim (CA-1) or an occupational claim (CA-2) has been submitted, enter the file number, if it is available.
3. SSN consists of 9 digits.
4. Enter inclusive dates covering the period(s) for which compensation is being claimed. If intermittent periods are claimed, use separate sheet to list each period.

In the block following Item 4, identified as "Hours," enter the exact number or *work* hours within the period(s) for which compensation is being claimed.

HBK EL-505, INJURY COMPENSATION, DECEMBER 1995
FORMS

5. If the CA-7 is being submitted to request a scheduled award in accordance with 5 U.S.C 8107, check *Yes*. If a scheduled award is claimed, Items 4, 6, and 7 are not completed and such claim should not include a claim for compensation.
6. Check *Yes* if pay was received for either personal leave (annual/sick or for work performed for anyone during the period(s) listed in Item 4). This must include the Postal Service, other federal agencies, private industry, or self-employment.
7. If no income was received from any source during the period listed in Item 6, enter "NA."
8.
 - a. If pay was received during the period(s) listed in Item 4, enter actual pay received, before deductions. If income was received from non-USPS employment, list each source separately with the related, gross pay received, and enter the period of employment for periods(s).
 - b. If self-employed and a salary or wage is not paid, claimant will enter the salary or wage which would have been paid to an employee of the claimant performing similar duties for the same number of hours.
9. Was a claim, or will a claim, be made against a third party responsible for the claimed injury or illness. Check appropriate box.
10. Self-explanatory.
11. If a third party claim has been settled, enter the gross recovery. If a third party case has not been settled, enter "Pending."
12. Check appropriate box. If *Yes*, complete a, b, and c. If block c is completed, be sure that the specific disability for which VA compensation is being provided is identified.
13. Check appropriate box. If *Yes*, complete 13a, b, and c.
14. A wife or husband is a dependent if he or she is living with the claimant. A child is a dependent if he or she either lives with or receives support payments from the claimant, and he or she: (1) is under 18; or (2) is between 18 and 23 and is a full-time student; or (3) is incapable of self-support due to physical or mental disability. If space is insufficient to list all dependents, add a continuation sheet.
15. Indicate if employee is making support payments for dependents listed in Item 14.
16. If support payments are ordered by a court, a copy of the court order must be attached.
17. If Item 16 is *Yes*, complete this Item, completely, for each person the claimant is making support payments. Use additional sheets if necessary.
18. Include the specific amount of support paid (per week, month, etc.) for each person listed in Item 17.

HBK EL-505, INJURY COMPENSATION, DECEMBER 1995
FORMS

19. Be sure that the claimant has read and understands the certification statement and *penalty statement*. In addition, show the claimant the *Privacy Act* statement, contained on the back of the instruction page.
20. Self-explanatory

B. Items 21–38 will be completed by the ICCO.

21. Enter claimant's grade and level or step, and appropriate date(s) if applicable.
 - If claimant is either a bargaining unit full-time or part-time regular, enter annual salary in Item 21a.
 - If claimant is either a bargaining unit part-time flexible or irregularly scheduled career employee, enter the average weekly pay for the preceding year, or for the period of employment if employed for less than one year.
 - If claimant is a casual (NTE) employee, enter the hourly wage.
 - If claimant is a salaried, non bargaining unit employee, enter annual salary.
 - If claimant is entitled to Territorial COLA , enter amount in Item 21.d and identify entry as "COLA."
22. If a claimant was paid either Sunday premium or nighttime differential, compute amount of each category paid during either the previous year, or, for the period of employment if employed for less than one year. If Item 21 was reported:
 - By annual salary, enter gross amount of each premium each per annum.
 - By average weekly pay, enter average amount of each premium paid per week.

Note: Casual (NTE) employees do not receive premium pay.

23. Self-explanatory.

24. Self-explanatory.

25. Answer *No* if employee is a casual or other type of temporary hire.

26. Self-explanatory.

Note: Those ICCO with WCIS terminals may also access the DDE/DR system to obtain the data for Items 27 and 28.

27. Check appropriate box.

If Yes is checked, provide appropriate 3 character code. Refer to claimant's OPF.

Enter the last date of the last pay period from which health benefits and optional life insurance (OLI) deductions were made. If deductions did not stop, enter "Not interrupted."

HBK EL-505, INJURY COMPENSATION, DECEMBER 1995
FORMS

28. Refer to Standard Form 2817 in claimant's OPF.
29. *Note: These entries should agree with the dates shown in Item 4.*
If, during period(s) of disability, the employee used either sick or annual leave, enter specific dates by category of leave. If employee received holiday or administrative leave pay, indicate periods of same and type of leave.
30. Enter period(s) of COP. If claim is due to an occupational disease or illness, this Item does not apply.
31. Enter month, day, year, *and time* employee entered a LWOP status.
32. Refer to Item 4.
33. If claimant did not stop work, enter "NA."
If claimant lost time from work and has returned, enter the *date and time* for each period of disability alleged or reported as being due to the condition claimed. Return date(s) and time(s) should compliment Items 4 and 32.
34. If claimant did not stop work, enter "NA."
If claimant did not stop work but has not returned, enter "Has not returned."
If claimant returns to work with the same workday schedule as shown in Item 23, enter "Refer to Item 23."
If claimant returns to a new workweek schedule that is fixed, circle days scheduled.
If claimant has a variable or rotating schedule, enter either "variable" or "rotating" and circle days scheduled during week of return to work.
35. If claimant did not stop work, enter "NA."
Check the appropriate box and if the work assignment has changed due to the injury, describe the new position or assignment by attaching a copy of either the limited duty or rehabilitation job offer.
36. If claimant did not stop work, enter "NA."
If claimant did stop work but has not returned, enter "Has not returned."
If claimant did stop work, enter pay information if different from Item 21; or, if same as 21, refer to the appropriate entry.
37. Before completing the form, the person completing it should read the certification notice in Item 37; and, if the supervisor cannot so certify, he or she should provide specific documentation/information. Enter commercial telephone number.
38. Self-explanatory. Enter commercial telephone number.

HBK EL-505, INJURY COMPENSATION, DECEMBER 1995 FORMS

Claim for Compensation On Account of Traumatic Injury or Occupational Disease

U.S. Department of Labor
Employment Standards Administration
Office of Workers' Compensation Programs

Employee Statement

1. Name of Employee Last First Middle			2. OWCP File Number		
3. Social Security Number ____-____-____		4. Period of wage loss for which compensation is claimed From mo. day yr. Thru mo. day yr.		Hours	
5. Is this a claim for a schedule award? <input type="checkbox"/> Yes <input type="checkbox"/> No		6. Has any pay been received for period shown in item 4? <input type="checkbox"/> Yes <input type="checkbox"/> No			
7. If yes, amount		From mo. day yr.		Thru mo. day yr.	
8. Was claim made against 3rd party? <input type="checkbox"/> Yes <input type="checkbox"/> No		9. Name of 3rd party or insurance carrier			
10. Has the claim been settled? Give amount recovered.		Address			
		City		State Zip	
11. Have you ever applied for or received benefits from the Veterans Administration based on disability incurred while serving in the Armed Forces of the United States? <input type="checkbox"/> Yes <input type="checkbox"/> No If Yes, furnish ▶		a. Claim number	b. Address of VA office where claim is filed		c. Nature of disability and monthly payment
12. Have you applied for or received an annuity under the U.S. Civil Service Retirement Act or any other Federal Retirement or Disability Law? <input type="checkbox"/> Yes <input type="checkbox"/> No If Yes, furnish ▶		a. Claim number	b. Date annuity began mo. day yr.		c. Amount of monthly payment \$

Dependents

13. List your dependents					
Name	Date of Birth mo. day yr.	Relationship	Living with you? (yes/no)	Mailing Address if different from your own	
14. Support information for above dependents Are you making support payments for a dependent shown above? <input type="checkbox"/> Yes <input type="checkbox"/> No					
15. Were support payments ordered by a court? If so, attach copy of court order.			<input type="checkbox"/> Yes <input type="checkbox"/> No		
16. If yes, support payments are made to: Last		First		Middle	
Street					
City		State Zip		17. Amount Per	

Signature of Employee

18. I hereby make claim for compensation because of the injury sustained by me while in the performance of my duty for the United States, said injury not being due to willful misconduct on my part or to my intention to bring about the injury or death of myself or another, or to my intoxication. I have been disabled because of this injury and have not refused or failed to perform any work I was able to do during the period for which compensation is claimed, and every statement above is true to the best of my knowledge and belief.

Any person who knowingly makes any false statement, misrepresentation, concealment of fact, or any other act of fraud, to obtain compensation under the Federal Employees' Compensation Act, or who knowingly accepts compensation to which that person is not entitled is subject to felony criminal prosecution and may, under appropriate criminal provisions, be punished by a fine or imprisonment, or both.

Employee's signature _____ Date (Mo., day, year) _____

19. Employee's home mailing address (Include Zip Code)

Street _____

City _____ State _____ Zip _____

Form CA-7
Rev. Oct. 1988

HBK EL-505, INJURY COMPENSATION, DECEMBER 1995 FORMS

INSTRUCTIONS FOR COMPLETING FORM CA-7

If the employee does not qualify for continuation of pay (for 45 days), the form should be completed and filed with the OWCP as soon as pay stops. The form should also be submitted when the employee reaches maximum improvement and claims a schedule award. If the employee is receiving continuation of pay and will continue to be disabled after 45 days, the form should be filed with OWCP 5 working days prior to the end of the 45-day period.

EMPLOYEE(or person acting on the employee's behalf) - Complete items 1 through 20 and submit the form to the employee's supervisor.

SUPERVISOR(or appropriate official in the employing agency) - Complete items 21 through 38 and promptly forward the form to OWCP.

ITEM EXPLANATIONS- Some of the items on the form which may require further clarification are explained below:

Item Number	Explanation
4) Period of Wage Loss for which Compensation is Claimed	Enter inclusive dates covering the period for which you are claiming compensation. If intermittent periods are claimed, use a separate sheet to list each period individually.
5) Is This a Claim for a Schedule Award?	Schedule awards are paid for permanent impairment to a member or function of the body. A claim for a schedule award should not be made on the same form as a claim for compensation for wage loss; rather, a separate CA-7 should be used.
6) Has Any Pay Been Received for Period Shown in Item 4?	This question includes leave pay and COP received from the Federal job in which you were injured; and pay for work actually performed, whether at the Federal job in which you were injured or at other employment (including self-employment).
7) If Yes, Amount	Give the amount of pay received and the period for which it was paid. If there is more than one period, or more than one source of pay, explain fully on a separate sheet.
9) Was Claim Made Against 3rd Party?	A third party is an individual or organization (other than the injured employee or the Federal government) who is liable for the injury. For instance, the driver of a vehicle causing an accident in which an employee is injured, the owner of a building where unsafe conditions cause an employee to fall, and a manufacturer who gave improper instructions for the use of a chemical to which an employee is exposed, could all be considered third parties to the injury.
14) List Your Dependents	Your wife or husband is a dependent if he or she is living with you. A child is a dependent if he or she either lives with you or receives support payments from you, and he or she: 1) is under 18; or 2) is between 18 and 23 and is a full-time student; or 3) is incapable of self-support due to physical or mental disability.
22) If Employee Received Additional Pay, Identify Type and Show Amount	"Additional Pay" includes night differential, Sunday premium, holiday premium, and any other type (such as hazardous duty or "dirty work" pay) regularly received by the employee, but does not include pay for overtime. If the amount of such pay varies from pay period to pay period (as in the case of holiday premium or a rotating shift), then the total amount of such pay earned during the year immediately prior to the date of injury or the date the employee stopped work (whichever is greater) should be reported.
29) Type and Inclusive Dates Employee Received Leave for Any Part of Period Since Stopping Work	Enter inclusive dates covering each period of leave. If leave was used for more than four individual periods, continue on a separate sheet. If leave was used for part of each day during a period, state how many hours were used per day; if the number of hours used per day varied, use a separate sheet to list each day.
30) Dates of Pay Continuation (COP) During Period of Disability	Enter the period of Continuation of Pay (see form CA-1 for a full explanation). If the injury was not a traumatic injury reported on form CA-1, this item does not apply.
31) Date All Pay Stopped	No compensation is payable for temporary total disability until the employee enters a non-pay status; therefore, item 30 refers to termination of all pay, including leave. Compensation is not payable for the first three days of disability after the end of any COP unless the disability exceeds 14 calendar days.

OWCP Form CA-8 Instructions

Claim for Continuing Compensation on Account of Disability

Summary

Purpose

The purpose of Form CA-8 is used as the employee's claim for compensation when eligibility extends beyond the period claimed on Form CA-7. It also serves to request a buy-back of personal leave used during periods when OWCP compensation was authorized.

Preparation

This form is prepared when disability for work extends beyond the period claimed on either the CA-7 or on the previous CA-8. It should be submitted at the end of each pay period, until either:

- a. The employee returns to full-day work; and/or medical appointments either cease or are not within the employee's normal work hours.
- b. OWCP notifies the ICCO that the employee is being placed on the periodic rolls.
- c. The employee elects OPM annuity instead of FECA compensation.
- d. The employee's compensation benefits are terminated for cause.

General Procedures and Preparation Responsibilities

- a. The ICCO provides the employee/representative a CA-8 as required/requested. The CA-20a will not be detached.
- b. The employee is responsible for completing Items 1–14, and returning the completed form to the ICCO.
- c. The employee is responsible for having the attached form CA-20a completed by the treating physician.
- d. The ICCO completes Items 15–24, as required. If the employee does not enter his/her file number in Item 2, the ICCO should enter it.
- e. The ICCO submits the completed form and the CA-20a/medical report to the OWCP office. Considering the nature of the injury/illness, a CA-20a and/or medical report is normally submitted each two weeks with the CA-8. If the CA-20a/medical report has not been returned with the CA-8, submit the CA-8 to the OWCP district office and advise the office that the employee has not submitted the required medicals.

HBK EL-505, INJURY COMPENSATION, DECEMBER 1995 FORMS

Note: An employee may not be placed into a LWOP-IOD (code 49) timekeeping category unless the employer has been provided medical documentation certifying either disability caused by an on-the-job injury/illness, or the need for medical care/therapy during normal work hours of the claimant. If such medical documentation is not provided by the employee, code 49 may not be entered into the timekeeping system. Be advised that the periods of LWOP, code 60, are not creditable towards employment longevity; but, periods of LWOP-IOD, code 49, are creditable.

Special Procedures for Traumatic Injury Cases

(Refer to FPM Letter 810-6 (5-8-85)/FECA Circular 85-24 (9-20-85))

If disability caused by a traumatic injury is expected to last beyond the period of compensation claimed on either the CA-7 or the previous CA-8, CA-8 with the CA-20a attached, should be:

1. Provided to the injured employee in sufficient time for both forms to be completed, and,
2. Submitted to the ICCO for finalization and submission to the OWCP district office at least five days before the period covered by the previous CA-7 or CA-8 expires.

This procedure, for traumatic injuries, will continue until either:

1. OWCP notifies the ICCO that the employee has been placed on the periodic roll.
2. The employee returns to duty.

Filing and Distribution

Filing and distributing procedures are as following:

- a. The ICCO sends the original CA-8, CA-20a and medical reports to the OWCP district office.
- b. This ICCO files a copy of the forms submitted in the claimant's injury compensation file.

Instructions

A. Items 1–14 will be completed by the employee or representative.

1. Claimant's complete name; last, first, and middle (enter "NMN" of no middle name).
2. Self-explanatory.
3. Complete home mailing address, with Zip-4.
4. SSN consists of *nine* digits.

HBK EL-505, INJURY COMPENSATION, DECEMBER 1995
FORMS

5. Date and time of original injury/disease; refer to either Item 10 of the CA-1 or Item 29 on the CA-2.
6. Lists first and last date for which compensation is being requested. The first date should be the first day following the ending date of the previous claim, either on a CA-7 or CA-8. The last date should be either the last day of the pay period, or the last day for which compensation is being claimed.
7. Check appropriate box; if Yes is checked, enter dates — if leave usage was during more than one period, list all such periods in attachment.
8. Before the employee makes a decision to initiate a buy-back, the ICCO should explain the “leave repurchase” or “leave buy-back” process.
9.
 - a. This Item must be completed for *any* salary or wage earning work performed *for anyone* during the period claimed in Item 6
 - b. Also, if self-employed and a salary or wage is not paid, claimant will enter the salary or wage which would have been paid to an employee of the claimant performing similar duties for the same number of hours. All commissions earned must also be listed.
10. Self-explanatory for employee; however, if during the period claimed in Item 6, the employee was presented an offer of limited duty and it was not accepted, so indicate in Item 20 and attach a copy of the job offer.
11. Employee must provide information relative to his or her application for VA benefits; to include application for a reevaluation of a condition for possible increased VA benefits due to the employment injury or illness. Cross-check this Item with Item 12 on the CA-7.
12. If employee has either applied for or received an OPM or other annuity, all data must be provided.
13. Be sure that the claimant has read the penalty notice in Item 13 before signing the form; refer to Item *c* in the *Instruction for Injured Employee*, located on the supervisor’s side of the form.
14. Ensure that the date is accurate; however, if form was mailed, by either the claimant or the representative, *retain the envelope and affix to the claim form* retained in the ICCO.

B. Items 15–24 will be completed by the ICCO

15. Month, Day, Year, and time employee returned to work. If he or she has not returned at the time the CA-8 is submitted, enter “Has Not Returned.”
16. If claimant returns to a fixed workday schedule, circle schedule days. If claimant returns to a variable or rotating schedule, enter either “Variable” or “Rotating” and circle days scheduled during week of return to work.
17. Self-explanatory.

HBK EL-505, INJURY COMPENSATION, DECEMBER 1995
FORMS

18. Self-explanatory; however, compare dates/monetary figures in Items 6, 7, and 9.
19. Provide appropriate information if either health benefits or occupational life insurance coverage or premium payments have changed since the last claim for compensation was submitted on either a CA-7 or a CA-8.
20. Enter any comments which relate to either the entries made by the employee or to any attachments submitted with the claim.
21. No entry required unless the person signing Item 22 has information which conflicts with any of the employee's responses. If there is a conflict, enter the necessary information in this Item or prepare an attachment.
22. Signature of the supervisor or control office/point specialist or supervisor.
23. Self-explanatory.
24. Self-explanatory.

HBK EL-505, INJURY COMPENSATION, DECEMBER 1995
FORMS

**Claim for Continuing Compensation
on Account of Disability**

U.S. Department of Labor
Employment Standards Administration
Office of Workers' Compensation Programs



Statement of Injured Employee - See Instructions on Reverse Side

1. Name of Injured Employee (Last, first, middle)	2. OWCP File Number, if known
3. Home Mailing Address (Include zip code)	4. Social Security Number
5. Date and Hour of Injury (Mo., day, year) <input type="checkbox"/> AM <input type="checkbox"/> PM	6. Period Compensation Is Claimed As a Result of Pay Loss (Mo., day year) If pay loss was intermittent attach separate sheet showing dates and hours of pay loss. From: _____ Through: _____
7. Have you received any leave pay during the period shown in item 6? <input type="checkbox"/> Yes <input type="checkbox"/> No Show Inclusive Dates. From: _____ Through: _____ If leave use was intermittent, attach separate sheet showing dates and hours used.	8. Do you wish to repurchase leave? <input type="checkbox"/> Yes <input type="checkbox"/> No

9. Complete this item if you worked anywhere during the period shown in item 6. Attach a separate sheet if needed.

a. Salaried Employment,

Dates & Hours Worked	Pay Rate (Per hour, day or week)	Total Amount Earned	Type Work Performed	Name & Address of Employer

b. Commission and Self-Employment. Show all activities, whether or not income resulted from your efforts.

Dates & Hours Worked	Name and Address of Business	Self-Employed <input type="checkbox"/> Commission <input type="checkbox"/>	Type of Activity Performed	Income Derived (Attach Explanation If Needed)

10. If you were only partially disabled and did not work, state reason for not working.

11. If, since filing your initial claim for compensation, you have applied for or received VA Benefits based on Military Service for the United States, give the following:

Claim No.	Date of Disability and Monthly Payment	Name and Address of Office Where Claim Is Filed
-----------	----------------------------------------	-------------------------------------------------

12. If, since filing your initial claim for compensation, you have applied for or received an annuity under the Civil Service Retirement Act or other Federal retirement or disability law, give the following:

Claim No.	Amount of Monthly Payment	Name and Address of Office Where Claim Is Filed
-----------	---------------------------	-------------------------------------------------

<p>13. SIGNATURE OF EMPLOYEE OR PERSON ACTING ON EMPLOYEE'S BEHALF.</p> <p>Any person who knowingly makes any false statement, misrepresentation, concealment of fact or any other act of fraud to obtain compensation as provided by the FECA or who knowingly accepts compensation to which that person is not entitled is subject to civil or administrative remedies as well as felony criminal prosecution and may, under appropriate criminal provisions, be punished by a fine or imprisonment or both.</p>	14. Date (Mo., day, year)
--------------------------------------------------------------------------------------------------------------------------------------------------------------------------------------------------------------------------------------------------------------------------------------------------------------------------------------------------------------------------------------------------------------------------------------------------------------------------------------------------------------------	---------------------------

HBK EL-505, INJURY COMPENSATION, DECEMBER 1995 FORMS

Statement of Official Superior								
15. If employee has returned to work, show date and hour (Mo., day, year) <div style="margin-left: 20px;"> <input type="checkbox"/> AM <input type="checkbox"/> PM </div>	16. Show employee's work week on return to duty, if other than Monday thru Friday <table style="margin-left: 20px; border-collapse: collapse;"> <tr> <td style="border: 1px solid black; width: 20px; text-align: center;">S</td> <td style="border: 1px solid black; width: 20px; text-align: center;">M</td> <td style="border: 1px solid black; width: 20px; text-align: center;">T</td> <td style="border: 1px solid black; width: 20px; text-align: center;">W</td> <td style="border: 1px solid black; width: 20px; text-align: center;">T</td> <td style="border: 1px solid black; width: 20px; text-align: center;">F</td> <td style="border: 1px solid black; width: 20px; text-align: center;">S</td> </tr> </table>	S	M	T	W	T	F	S
S	M	T	W	T	F	S		
17. Has employee received any pay for work, leave, subsistence, quarters or other remuneration from your agency during the period shown in item 6 on the reverse side? <div style="margin-left: 20px;"> <input type="checkbox"/> Yes <input type="checkbox"/> No </div>	18. If answer to item 17 is Yes, show: <div style="margin-left: 20px;"> Amount: \$ _____ Type of Payment: _____ Period: From: _____ Through: _____ </div>							
19. If there has been any change in employee's health benefit enrollment and/or optional insurance since previous claim for compensation was submitted, please explain. (i.e. change of plan or option; if additional deductions have been made by the agency, show amount and period.)								

20. Remarks _____

21. A supervisor who knowingly certifies to any false statement misrepresentation, concealment of fact, etc., in respect to this claim may also be subject to appropriate felony criminal prosecution.

I certify that the information given above and that furnished by the employee on the reverse of this form is true to the best of my knowledge with the following exception:

22. Signature of Official Superior	23. Title	24. Date (mo., day, year)
------------------------------------	-----------	---------------------------

Instructions for Injured Employee

- a. Items 1 through 14 on the reverse side should be completed by the injured employee or by someone acting on the employee's behalf. The form should then be given to the official superior.
- b. The injured employee should file Form CA-8 each two weeks during the period of disability unless otherwise notified by OWCP. Forms may be obtained from OWCP or the employing agency.
- c. Employees are advised that fraudulent claims are punishable by a fine of not more than \$10,000, or imprisonment for not more than five years, or both.
- d. The employee is responsible for submitting, or arranging for the submission of medical evidence in support of this claim. The CA-20a is attached to form CA-8 for this purpose. The employee should complete items 1 - 6 on form CA-20a. The attending physician should complete items 7 through 23. The address of the appropriate OWCP office should be entered in item 3 on the reverse of the CA-20a.

Instructions for Official Superior

- a. The official superior must complete items 15 through 24 and forward the form, and any accompanying medical report, to the appropriate OWCP office, within 5 working days of receipt from the employee.

If additional space is required for any reply, a separate sheet of paper may be used, numbering the answers to correspond with items on the form.

Note: Failure to submit this form properly completed with supporting medical evidence will delay payment of compensation.

OWCP Form CA-10

What A Federal Employee Should Do When Injured At Work



Report to Supervisor	Every job-related injury should be reported as soon as possible to your supervisor. Injury also means any illness or disease that is caused or aggravated by the employment as well as damage to medical braces, artificial limbs and other prosthetic devices.
Obtain Medical Care	Before you obtain medical treatment, ask your supervisor to authorize medical treatment by use of form CA-16. You may initially select the physician to provide necessary treatment. This may be a private physician or, if available, a local Federal medical officer/hospital. Emergency medical treatment may be obtained without prior authorization. Take the form CA-16 and form OWCP-1500/HCFA-1500 to the provider you select. The form OWCP-1500/HCFA 1500 is the billing form physicians must use to submit bills to OWCP. Hospitals and pharmacies may use their own billing forms. On occupational disease claims form CA-16 may not be issued without prior approval from OWCP.
File Written Notice	In traumatic injuries, complete the employee's portion of Form CA-1. Obtain the form from your employing agency, complete and turn it in to your supervisor as soon as possible, but not later than 30 days following the injury. For occupational disease, use form CA-2 instead of form CA-1. For more detailed information carefully read the "Benefits ..." and "Instructions ..." sheets which are attached to the Forms CA-1 and CA-2.
Obtain Receipt of Notice	A "Receipt" of Notice of Injury is attached to each Form CA-1 and Form CA-2. Your supervisor should complete the receipt and return it to you for your personal records. If it is not returned to you, ask your supervisor for it.
Submit Claim For COP/Leave and/or Compensation For Wage Loss	If disabled due to traumatic injury, you may claim continuation of pay (COP) not to exceed 45 calendar days or use leave. A claim for COP must be submitted no later than 30 days following the injury (the form CA-1 is designed to serve as a claim for continuation of pay). If disabled and claiming COP, submit to your employing agency within 10 work days medical evidence that you sustained a disabling traumatic injury. If disabled beyond the COP period, or if you are not entitled to COP, you may claim compensation on form CA-7 or use leave. If disabled due to occupational disease, you may claim compensation on form CA-7 or use leave. A claim for compensation for disability should be submitted as soon as possible after it is apparent that you are disabled and will enter a leave-without-pay status.

The Federal Employees' Compensation Act (FECA) is administered by the U.S. Department of Labor, Employment Standards Administration, Office of Workers' Compensation Programs (OWCP). Benefits include continuation of pay for traumatic injuries, compensation for wage loss, medical care and other assistance for job-related injury or death. For additional information about the FECA, read pamphlet CA-11, "When Injured at Work" or Federal Personnel Manual, Chapter 810, Injury Compensation, available from your employing agency. The agency will also give you the address of the OWCP Office which services your area.

Post on Employees' Bulletin Board

U.S. Department of Labor
Employment Standards Administration
Office of Workers' Compensation Programs



Form CA-10
Rev. Aug. 1987

OWCP Form CA-11

Material contained in this publication is in the public domain and may be reproduced, fully or partially, without permission of the Federal Government. Source credit is requested but not required. Permission is required only to reproduce any copyrighted material contained herein.

This material will be made available to sensory impaired individuals upon request.

Voice phone: 202-219-8743

TDD* phone: 1-800-326-2577

*Telecommunications Device for the Deaf

Information Guide for Federal Employees

Introduction

The Federal Employees' Compensation Act (FECA) (5 U.S.C. 8101 et seq.) is administered by the Office of Workers' Compensation Programs (OWCP) of the U.S. Department of Labor. It provides compensation benefits to civilian employees of the United States for disability due to personal injury sustained while in the performance of duty or to employment-related disease. The FECA also provides for the payment of benefits to dependents if the injury or disease causes the employee's death. Benefits cannot be paid if the injury or death is caused by the willful misconduct of the employee or by the employee's intention to bring about his or her injury or death or that of another, or if intoxication (by alcohol or drugs) is the proximate cause of the injury or death.

Medical Benefits

An employee is entitled to medical, surgical and hospital services and supplies needed for treatment of an injury as well as transportation for obtaining care. The injured employee has initial choice of physician and may select any qualified local physician or hospital to provide necessary treatment or may use agency medical facilities if available. Except for referral by the attending physician, any change in treating physician after the initial choice must be authorized by OWCP. Otherwise, OWCP will not be liable for the expenses of treatment.

The term "physician" includes surgeons, osteopathic practitioners, podiatrists, dentists, clinical psychologists, optometrists and chiropractors within the scope of their practice as defined by State law. Payment for chiropractic services is limited to treatment consisting of manual manipulation of the spine to correct a subluxation as demonstrated by x-ray to exist. If the physician selected has been excluded from participating in

OWCP Form CA-11 (continued)

the Compensation Program the OWCP District Office will advise the employee of the exclusion and the need to select another physician.

Compensation for Temporary Total Disability

An employee who sustains a disabling, job-related traumatic injury may request continuation of regular pay for the period of disability not to exceed 45 calendar days or sick or annual leave. If disability continues beyond 45 days or the employee is not entitled to continuation of pay, the employee may use sick or annual leave or enter a leave without pay status and claim compensation from OWCP.

When disability results from an occupational disease, the employing agency is not authorized to continue the employee's pay. The employee may use sick or annual leave or enter a leave without pay status and claim compensation.

Compensation for loss of wages may not be paid until after a three-day waiting period, except when permanent effects result from the injury or where the disability causing wage loss exceeds 14 calendar days. Compensation is generally paid at the rate of 2/3 of the salary if the employee has no dependents and 3/4 of the salary if one or more dependents are claimed.

The term "dependent" includes a husband, wife, unmarried child under 18 years of age, and a wholly dependent parent. An unmarried child may qualify as a dependent after reaching the age of 18 if incapable of self-support by reason of mental or physical disability, or as long as the child continues to be a full-time student at an accredited institution, until he or she reaches the age of 23 or has completed four years of education beyond the high school level.

Compensation for Permanent Effects of Injury

The Act provides a schedule of benefits for permanent impairment of certain members, functions and organs of the body such as the eye, arm, or

kidney and for serious disfigurement of the head, face or neck. For example, an award of 160 weeks of compensation is payable for total loss of vision in one eye.

In addition, compensation for loss of earning capacity may be paid if the employee is unable to resume regular work because of injury-related disability. This compensation is paid on the basis of the difference between the employee's capacity to earn wages after an injury and the wages of the job he or she held when injured.

OWCP may arrange for vocational rehabilitation and provide a maintenance allowance not to exceed \$200 per month. A disabled employee participating in an OWCP-approved training or vocational rehabilitation program is paid at the compensation rate for total disability.

If the employee's condition requires a constant attendant, an additional amount not to exceed \$1500 per month may be allowed.

Compensation for Death

If no child is eligible for benefits, the widow or widower's compensation is 50 percent of the employee's pay at the time of death, if death was due to the employment-related injury or disease. If a child or children are eligible for benefits, the widow or widower is entitled to 45 percent of the pay and each child is entitled to 15 percent. If children are the sole survivors, 40 percent is paid for the first child and 15 percent for each additional child, to be shared equally. Other persons such as dependent parents, brothers, sisters, grandparents, and grandchildren may also be entitled to benefits. The total compensation may not exceed 75 percent of the employee's pay or the pay of the highest step for GS-15 of the General Schedule, except when such excess is created by authorized cost-of-living increases.

Compensation to an employee's surviving spouse terminates upon his or her death or remarriage. A widow or widower's benefits continue, however, if the remarriage takes place after the age of 55. Awards to children, brothers, sisters and grand-

OWCP Form CA-11 (continued)

children terminate at the age of 18, unless the dependent is incapable of self-support, or continues to be a full-time student at an accredited institution, until he or she reaches the age of 23, or has completed four years of education beyond the high school level.

Burial expenses not to exceed \$800 are payable. Transportation of the body to the employee's former residence in the United States is provided where death occurs away from the employee's home station. In addition to any burial expenses or transportation costs, a \$200 allowance is paid for the administrative costs of terminating an employee's status with the Federal Government.

Cost-of-Living Increases

Compensation payments on account of a disability or death which occurred more than one year before March 1 of each year, are increased on that date by any percentage change in the Consumer Price Index published for December of the preceding year.

Settlements With Third Parties

Where an employee's injury or death in the performance of duty occurs under circumstances placing a legal liability on a party other than the United States, a portion of the cost of compensation and other benefits paid by OWCP must be refunded from any settlement obtained. OWCP will assist in obtaining the settlement and the Act guarantees that the employee may retain a certain proportion of the settlement (after any attorney fees and costs are deducted) even when the cost of compensation and other benefits exceeds the amount of the settlement.

Appeal Rights

An employee or survivor who disagrees with a final determination of OWCP may request an oral hearing or a review of the written record from the Branch of Hearings and Review. Oral and/or written evidence in further support of the claim may be presented. The employee may also request a

reconsideration of a decision by submitting a written request to the District Office which issued the decision. The request must be accompanied by evidence not previously submitted. If reconsideration has been requested, a hearing on the same issue may not be granted. The employee or survivor may also request review by the Employees' Compensation Appeals Board (ECAB). Because the ECAB rules solely on the evidence of record at the time the decision was issued, no additional evidence may be presented.

More Detailed Information

More detailed information about the requirements for coverage and benefits under the Federal Employees' Compensation Act may be obtained from Federal Personnel Manual Chapter 810, Injury Compensation, and booklet CA-550, Questions and Answers About the Federal Employees' Compensation Act, which answers questions commonly asked about compensation benefits. These publications may be obtained through your employing agency's personnel office.

What To Do...

1. **Keep This Pamphlet.** It is important that you know what you are entitled to, since benefits are not paid automatically. You or your survivors must claim them.
2. **In Case of Injury,** obtain first aid or medical treatment even if the injury is minor. While many minor injuries heal without treatment, a few result in serious prolonged disability that could have been prevented had the employee received treatment when the injury occurred.

For traumatic injuries, ask your employer to authorize medical treatment on Form CA-16 BEFORE you go to the doctor. Take Form CA-16 when you go to the doctor, along with Form OWCP-1500, which the doctor must use to submit bills to OWCP. Your employer may authorize medical treatment for occupational disease ONLY if OWCP gives prior approval.

HBK EL-505, INJURY COMPENSATION, DECEMBER 1995
FORMS

OWCP Form CA-11 (continued)

Submit bills promptly, as bills for medical treatment may not be paid if submitted to OWCP more than one year after the calendar year in which you received the treatment or in which the condition was accepted as compensable.

3. **Report Every Injury** to your supervisor. Submit written notice of your injury on Form CA-1 if you sustained a traumatic injury, or Form CA-2 if the injury was an occupational disease or illness. (Forms CA-1 and CA-2 may be obtained from your employing agency or OWCP.)

Form CA-1 must be filed within 30 days of the date of injury to receive continuation of pay (COP) for a disabling traumatic injury. COP may be terminated if medical evidence of the injury-related disability is not submitted to your employer within 10 workdays. **YOU ARE RESPONSIBLE FOR ENSURING THAT SUCH MEDICAL EVIDENCE IS SUBMITTED TO YOUR EMPLOYING AGENCY.** Form CA-2 should also be filed within 30 days. Any claim which is not submitted within 3 years will be barred by statutory time limitations unless the immediate superior had actual knowledge of the injury or death within 30 days of occurrence.

4. **Establish the Essential Elements of Your Claim.** You must provide the evidence needed to show that you filed for benefits in a timely manner; that you are a civil employee; that the injury occurred as reported and in the performance of duty; and that your condition or disability is related to the injury or factors of your Federal employment. OWCP will assist you in meeting this responsibility, which is called burden of proof, by requesting evidence needed to fulfill the requirements of your claim.

5. **File a Claim for Compensation.** File Form CA-7, Claim for Compensation on Account of Traumatic Injury or Occupational Disease, if you cannot return to work because of your injury and you are losing (or expect to lose) pay for more than three days. Give the form to your supervisor seven to ten days before the end of the COP period, if you received COP. If you are not entitled to COP, submit Form CA-7 when you enter or expect to enter a leave without pay status. All

6

wage loss claims must be supported by medical evidence of injury-related disability for the period of the claim.

If you continue to lose pay after the dates claimed on Form CA-7, submit Forms CA-8 Claim for Continuing Compensation on Account of Disability, through your employer to claim additional compensation until you return to work or until OWCP advises they are no longer needed. You are *not* required to use your sick or annual leave before you claim compensation.

If you choose to use your leave, you may, with your agency's concurrence, request leave buy-back by submitting Form CA-7 to OWCP through your employing agency. Any compensation payment is to be used to partially reimburse your agency for the leave pay. You must also arrange to pay your agency the difference between the leave pay based on your full salary and the compensation payment that was paid at 2/3 or 3/4 of your salary. Your agency will then recredit the leave to your leave record.

6. **Return To Work As Soon As your Doctor Allows You To Do So.** If your employing agency gives you a written description of a light duty job, you must provide a copy to your doctor and ask if and when you can perform the duties described. If your agency is willing to provide light work, you must ask your doctor to specify your work restrictions. In either case, you must advise your agency immediately of your doctor's instructions concerning return to work, and arrange for your agency to receive written verification of this information. COP or compensation may be terminated if you refuse work which is within your medical restrictions without good cause, or if you do not respond within specified time limits to a job offer from your agency.

In appropriate cases, OWCP provides assistance in arranging for reassignment to lighter duties in cooperation with the employing agency. In addition, injured employees have certain other specified rights under the jurisdiction of the Office of Personnel Management, such as reemployment rights if the disability has been overcome within one year.

7

HBK EL-505, INJURY COMPENSATION, DECEMBER 1995
FORMS

OWCP Form CA-11 (continued)

7. **Tell Your Family** about the benefits they are entitled to in the event of your death. For assistance in filing a claim they may contact your employing agency's personnel office or OWCP.

**For Additional Information or When in Doubt
About Your Compensation Benefits Write to the
Office of Workers' Compensation Programs.**

*(Obtain the address of the OWCP district office
from your employing agency.)*

GPO : 1993 O - 355-962 QL 3

HBK EL-505, INJURY COMPENSATION, DECEMBER 1995 FORMS

OWCP Form CA-13

NOTICE TO EMPLOYEE

The attached card provides instructions for you and your family in the event of your injury or death as a result of your employment.

Detach the card and keep it in your wallet for reference. It is important that you and your dependents know what to do in order to receive FECA benefits.

U.S. DEPARTMENT OF LABOR
Employment Standards Administration
Office of Workers' Compensation Programs (OWCP)
Washington, D.C. 20210



WORK INJURY BENEFITS FOR FEDERAL EMPLOYEES

If you sustain injury, which includes occupational disease, damage to medical braces, artificial limbs, or other prosthetic devices, you may be entitled to benefits of the Federal Employees' Compensation Act (FECA).

WHEN INJURED

1. Notify your supervisor immediately and obtain authorization for medical care.
2. In traumatic injuries, you or someone acting on your behalf must complete the employee's portion of Form CA-1, and return it to your employing agency within 30* days of the injury. Use Form CA-2, if disability results from an occupational disease.

*(Claim may be valid if filed within 3 years following the injury.)

(over) Form CA-13
Rev. July 1987

For more detailed information, carefully read the sheets which are attached to Forms CA-1 and CA-2.

3. If disabled due to traumatic injury, you may use leave, or request continuation of pay, not to exceed 45 days. Thereafter compensation is claimed on Form CA-7. If disabled due to occupational disease, you may use leave, or claim compensation on Form CA-7.

DEATH BENEFITS

Compensation may also be payable to certain members of your family for job-related death. A claim for death benefits must be filed with your agency or the OWCP no later than 3 years following death. Beneficiaries may obtain assistance from your agency or the OWCP.

For additional information about the FECA, read pamphlet CA-11, When Injured at Work. (Rev. 7/87) available from your agency. The agency will also give you all needed forms and the address of the OWCP office which services your area.

U.S. DEPARTMENT OF LABOR
Employment Standards Administration
Office of Workers' Compensation Programs (OWCP)
Washington, D.C. 20210



INSTRUCTIONS TO FEDERAL AGENCIES

1. Issue this card to each employee of your agency.
2. Further information regarding the Federal Employees' Compensation Act (FECA) may be obtained from the OWCP and/or Chapter 810 of the Office of Personnel Management's Federal Personnel Manual.
3. Additional cards may be obtained from the OWCP office servicing your area.

Form CA-13
Rev. July 1987

OWCP Form CA-16 Instructions

Authorization for Examination and/or Treatment

Summary

Purpose

Authorization for an employee to obtain medical care or treatment from a doctor or medical facility of his or her choice following an injury or illness.

Timeliness

Following a traumatic injury which does not require emergency care, the form must be issued within four hours after the injury or after request for medical care by the injured employee.

The form may be issued for an occupational illness or disease; however, it cannot be issued without the permission of the OWCP district office — a claims examiner or higher level OWCP person.

When a traumatic injury requires emergency care, and a CA-16 cannot be provided at the time of the care, it will be issued to the source of emergency care within 48 hours.

When to Prepare

Prepare this form at the following time:

- a. Following a traumatic injury which requires medical care.
- b. *At the discretion of the control office, it may be issued following a recurrence if it is either within six months after the injury, within six months after the last medical care, or within six months after the return to work from the first period of disability (this is a very rare situation).*

When Not to Prepare

- a. Following the submission of an occupational claim (CA-2) *unless authorized by the OWCP district office.*
- b. Following a heart attack, the employee or representative may file a CA-2 if they believe that the heart attack arose out of and in the course of their job.
- c. Following a recurrence if it is more than six months after the injury or after the return to work from the *first* period of disability.
- d. Should not be used to authorize a change of physicians after the initial choice has been made.
- e. An employee may not execute a CA-16 in his or her own behalf.

HBK EL-505, INJURY COMPENSATION, DECEMBER 1995

FORMS

OWCP Form CA-16 Instructions (continued)

- f. When an injured employee is seen or treated by either a postal medical officer or contract doctor for a first aid case not reportable to OWCP district office

Who Prepares

- a. Authorized control office personnel.
- b. Trained and authorized control point personnel. Medical or Health unit medical personnel (if applicable) and authorized control points. Authorizing office *must* be supervisory level.

General Procedures

The authorized official will complete the CA-16 in triplicate. The original and one copy will be sent with the employee to the treating physician along with a pre-addressed envelope.

The physician will complete part B of the form and should be requested to either give the copy to the employee for immediate return to the control office/point, or mail it to the control office in the envelope provided.

Filing and Distribution

Filing and distribution procedures as follows:

- a. Send the original to the OWCP district office.
- b. Copy to claimant's Injury Compensation file.

Instructions

Part A – Authorization will be completed by the issuing, authorized official.

1. *After an appointment has been made*, enter the name and address of the physician or hospital selected by the employee. If issued for emergency care, indicate "*emergency care*," and enter the name and address of the source of such care.

Note: If issued for a recurrence, the source of medical care should be the same as the previous authorization.

2. Claimant's complete name; last name, first name, and middle name (Enter "NMN" if no middle name).
3. Date of injury per Items 10 and 21 on the CA-1; or, Item 29, on the CA-2.
4. Enter the employee's craft or title and either FTRS, PTRS, Casual, Transitional Employee, EAS, PCES, or other.
5. *Provide a description of the injury or part of the body affected*. Be specific, this information may assist the doctor.

HBK EL-505, INJURY COMPENSATION, DECEMBER 1995
FORMS

OWCP Form CA-16 Instructions (continued)

Note: It is permissible to add a stamped or typed statement such as *Limited duty may be available, in accordance with the attached job or function description.*

6. a. Check box 6.B.1. if there is *no doubt* as to the validity of the injury.
- b. Check box 6.B.2. if there IS ANY DOUBT concerning the relationship of the injury to the employee's work, or any doubt that an injury occurred.
- c. If the form is issued for an occupational claim, check 6.B.2.
7. Complete if the form is issued for an occupational illness or disease. Insert name and title of approving OWCP official, a claims examiner, or higher level OWCP person.
8. Authorized official's signature.
9. Self-explanatory.
10. Commercial telephone number.
11. Date of issue.
12. Complete, but request return of the copy to the ICCO.
13. Complete with mailing address of the ICCO.

HBK EL-505, INJURY COMPENSATION, DECEMBER 1995
FORMS

OWCP Form CA-16

Authorization for Examination
And/Or Treatment

U.S. Department of Labor
Employment Standards Administration
Office of Workers' Compensation Programs



The following request for information is authorized by law (5 USC 8101 et. seq.). Benefits and/or medical services expenses may not be paid or may be subject to suspension under this program unless this report is completed and filed as requested. Information collected will be handled and stored in compliance with the Freedom of Information Act, the Privacy Act of 1974 and OMB Cir. No. A-108.

OMB No.: 1215-0103
Expires: 10-31-94

PART A - AUTHORIZATION

1. Name and Address of the Medical Facility or Physician Authorized to Provide the Medical Service:

2. Employee's Name (last, first, middle)

3. Date of Injury (mo. day, yr.)

4. Occupation

5. Description of Injury or Disease:

6. You are authorized to provide medical care for the employee for a period of up to sixty days from the date shown in item 11, subject to the condition stated in item A, and to the condition indicated either 1 or 2, in item B.

A. Your signature in item 35 of Part B certifies your agreement that all fees for services shall not exceed the maximum allowable fee established by OWCP and that payment by OWCP will be accepted as payment in full for said services.

B. 1. Furnish office and/or hospital treatment as medically necessary for the effects of this injury. Any surgery other than emergency must have prior OWCP approval.

2. There is doubt whether the employee's condition is caused by an injury sustained in the performance of duty, or is otherwise related to the employment. You are authorized to examine the employee using indicated non-surgical diagnostic studies, and promptly advise the undersigned whether you believe the condition is due to the alleged injury or to any circumstances of the employment. Pending further advice you may provide necessary conservative treatment if you believe the condition may be to the injury or to the employment.

7. If a Disease or Illness is Involved, OWCP Approval for Issuing Authorization was Obtained from: (Type Name and Title of OWCP Official)

8. Signature of Authorizing Official:

9. Name and Title of Authorizing Official: (Type or print clearly)

10. Local Employing Agency Telephone Number:

11. Date (mo., day, year)

12. Send one copy of your report: (Fill in remainder of address)

13. Name and Address of Employee's Place of Employment:

U.S. DEPARTMENT OF LABOR
Employment Standards Administration
Office of Workers' Compensation Programs

Department of Agency

Bureau or Office

Local Address (including ZIP Code)

Public Burden Statement

We estimate that it will take an average of 30 minutes to complete this collection of information, including time for reviewing instructions, searching existing data sources, gathering and maintaining the data needed, and completing and reviewing the collection of information. If you have any comments regarding these estimates or any other aspect of this collection of information, including suggestions for reducing this burden, send them to the Office of IRM Policy, U.S. Department of Labor, Room N1301, 200 Constitution Avenue, N.W., Washington, D.C. 20210; and to the Office of Management and Budget, Paperwork Reduction Project (1215-0103), Washington, D.C. 20503.

DO NOT SEND THE COMPLETED FORM TO EITHER OF THESE OFFICES

Form CA-16
Rev. Oct. 1988

HBK EL-505, INJURY COMPENSATION, DECEMBER 1995
FORMS

OWCP Form CA-16 (continued)

PART B - ATTENDING PHYSICIAN'S REPORT			
14. Employee's Name (last, first, middle)			
15. What History of Injury or Disease Did Employee Give You?			
16. Is there any History or Evidence of Concurrent or Pre-existing Injury, Disease, or Physical Impairment? (If yes, please describe) <input type="checkbox"/> Yes <input type="checkbox"/> No			16a. IDC-9 Code _____
17. What are Your Findings? (Include results of X-rays, laboratory tests, etc.)		18. What is Your Diagnosis?	18a. IDC-9 Code _____
19. Do You Believe the Condition Found was Caused or Aggravated by the Employment Activity Described? (Please explain your answer if there is doubt) <input type="checkbox"/> Yes <input type="checkbox"/> No			
20. Did Injury Require Hospitalization? If yes, date of admission (mo., day, year) Date of discharge (mo., day, year) <input type="checkbox"/> Yes <input type="checkbox"/> No		21. Is Additional Hospitalization Required? <input type="checkbox"/> Yes <input type="checkbox"/> No	
22. Surgery (If any, describe type)		23. Date Surgery Performed (mo., day, year)	
24. What (Other) Type of Treatment Did You Provide?		25. What Permanent Effects, if Any, Do You Anticipate?	
26. Date of First Examination (mo., day, year)	27. Date(s) of Treatment (mo., day, year)	28. Date of Discharge from Treatment (mo., day, year)	
29. Period of Disability (mo., day, year) (If termination date unknown, so indicate) Total Disability: From _____ To _____ Partial Disability: From _____ To _____		30. Is Employee Able to Resume <input type="checkbox"/> Light Work Date: _____ <input type="checkbox"/> Regular Work Date: _____	
31. If Employee is Able to Resume Work, Has He/She been Advised? <input type="checkbox"/> Yes <input type="checkbox"/> No If Yes, Furnish Date Advised			
32. If Employee is Able to Resume Only Light Work, Indicate the Extent of Physical Limitations and the Type of Work that Could Reasonably be Performed with these Limitations.			
33. General Remarks and Recommendations for Future Care, if Indicated. If you have made a Referral to Another Physician or to a Medical Facility, Provide Name and Address.			
34. Do You Specialize? <input type="checkbox"/> Yes <input type="checkbox"/> No (If yes, state specialty)			
35. SIGNATURE OF PHYSICIAN. I certify that all the statements in response to the questions asked in Part B of this form are true, complete and correct to the best of my knowledge. Further, I understand that any false or misleading statement or any misrepresentation or concealment of material fact which is knowingly made may subject me to felony criminal prosecution.		36. Address (No., Street, City, State, Zip Code)	
		37. Tax Identification Number	38. Date of Report

MEDICAL BILL: Charges for your services should be presented to the AMA standard "Health Insurance Claim Form" (AMA OP 407/408/409; OWCP-1500a, or HCFA 1500). Service must be itemized by Current Procedural Terminology Code (CPT 4) and the form must be signed.

HBK EL-505, INJURY COMPENSATION, DECEMBER 1995 FORMS

OWCP Form CA-16 (continued)

INSTRUCTIONS FOR AUTHORIZING OFFICIAL FOR COMPLETION OF PART A

SELECTION OF PHYSICIAN

- A Federal employee injured by accident while in the performance of duty has the initial right to select a physician of his/her choice to provide necessary treatment. The supervisor shall immediately authorize examination and appropriate medical care by use of Form CA-16 issued to either a United States medical officer/hospital or any duly qualified physician/hospital of the employee's choice.

If the employee elects to be treated by a private physician, a copy of the American Medical Association standards billing form (AMA OP 407/408/409; OWCP-1500a) should be supplied together with Form CA-16.

A physician who is debarred from the FECA program as provided at 20 CFR 10.450-457 may not be authorized to examine or treat an injured Federal employee.

Generally, 25 miles from the place of injury, employing agency, or the employee's home is a reasonable distance to travel for medical care; however, other pertinent factors must also be considered.

PERIOD OF AUTHORIZATION

- Form CA-16 is valid for up to sixty days from date of issuance, and may be terminated earlier upon written notice from OWCP to the provider. It should not be used to authorize a change of physicians after the initial choice is exercised by the employee.

FEDERAL MEDICAL FACILITIES

- U.S. medical facilities include Public Health Service, Military, or VA hospitals. Federal health service facilities (health units) established under 5 USC 7901 are not U.S. medical facilities as used herein (see 20 CFR 10.400).

DEFINITION OF INJURY

- The term "injury" includes damage to or destruction of medical braces, artificial limbs and other prosthetic devices. Eyeglasses and hearing aids are included only if the damages were incidental to a personal injury which required medical services. Treatment for illness or disease should not be authorized unless approval is first obtained from OWCP.

DEFINITION OF PHYSICIAN

- The term "physician" includes doctors of medicine (MD), surgeons, podiatrists, dentists, clinical psychologists, optometrists, chiropractors and osteopathic practitioners within the scope of their practice as defined by State law. The reimbursable services of chiropractors under the FECA are limited by statute to physical examination, related laboratory tests and X-rays to diagnose a subluxation of the spine; and treatment consisting of manual manipulation of the spine to correct a subluxation demonstrated by X-ray.

FORM COMPLETION

- Part A shall be completed in full by the authorizing official. The authorization is not valid unless the name and address of the physician or hospital is entered in Item 1 and the signature of the authorizing official appears in Item B. Check B1 or B2 or Item 6, whichever is appropriate. In case of illness or disease, only Box B2 may be checked.

Show the address of the proper OWCP Office in Item 12. Send original and one copy of Form CA-16 to the medical officer or physician. If issued for illness or disease, a copy must also be sent to OWCP.

ADDITIONAL INFORMATION

- See 20 CFR and/or Chapter 810, Federal Personnel Manual (FPM).

Information for Physician - See Reverse Side

HBK EL-505, INJURY COMPENSATION, DECEMBER 1995 FORMS

OWCP Form CA-16 (continued)

INFORMATION FOR PHYSICIAN

YOUR AUTHORIZATION

- Please read Part A of Form CA-16. You are authorized to examine and provide treatment for the injury or disease described in Item 5, for a period of not more than 60 days from the date of issuance, subject to the conditions in Item 6. A physician who is debarred from the FECA program as provided at 20 CFR 10.450-457 may not be authorized to examine or treat an injured Federal employee. Authorization may be terminated earlier upon written notice from OWCP. For extension of the authorization to treat beyond the 60 day period, apply to the office shown in Part A, Item 12.

USE OF CONSULTANTS AND HOSPITALS

- You may utilize consultants, laboratories and local hospitals, if needed. Authorize semi-private accommodations unless a private room is medically necessary. Ancillary treatment may be provided to a hospitalized employee as necessary.

REPORTS

- After examination, complete items 14 through 38, of Part B, and send your report, together with any additional narrative or explanatory material, to the address listed in Part A, Item 12. If the employee sustained a traumatic injury and is disabled for work, reports on Form CA 17, "Duty Status Report" may be required by the employing agency during the first 45 days of disability. If disability continues beyond 45 days, monthly reports should be submitted. Reports from all consultants are also required. Delay in submitting medical reports may delay payment of benefits.

RELEASE OF RECORDS

- Injury reports are the official records of OWCP. They shall not be released to anyone nor may any other use be made of them without the approval of OWCP.

BILLING FOR SERVICES

- OWCP requires that charges be itemized using the AMA standard "Health Insurance Claim Form" (AMA OP 407/408/409; OWCP-1500, or HCFA-1500). Each procedure must be identified, in Column 24 C of the form, by the applicable Current Procedural Terminology (4th edition) Code CPT 4). A copy of the form may be supplied by the employee at the time treatment is sought.
- Payment for chiropractic services is limited to charges for physical examinations, related laboratory tests, and X-rays to diagnose a subluxation of the spine; and treatment consisting of manual manipulation of the spine to correct a subluxation demonstrated by X-ray.

TAX IDENTIFICATION NUMBER

- The provider's Tax Identification Number (TIN) is an important identifier in the OWCP system. To speed processing and to reduce inaccuracy of payment, the provider's TIN (Employer Identification Number or SSN) should be shown on all reports and billings submitted to OWCP. If possible, providers should decide on a single TIN - either corporate or personal - which is used consistently on OWCP claims.

ADDITIONAL INFORMATION

- Contact the OWCP shown in Item 12 of Part A.

Please Remove These Instructions Before Submitting Your Report.

OWCP Form CA-17 Instructions

Summary

Purpose

To keep the ICCO and the OWCP office informed of the injured or ill employee's ability to return to either limited or full duty.

Prepared By

1. SIDE A.
 - a. For initial disability: direct supervisor.
 - b. For continuing full or partial disability: ICCO
2. SIDE B: Treating Physician

When to Prepare

1. After initial injury to accompany the CA-16.
2. For continuing total disability for each medical visit; or at a minimum of each two weeks.
3. For continuing limited duty or follow up examinations when employee has returned to duty.

General Procedures

1. The appropriate official completes Side A
2. The employee delivers this form, along with the CA-16, job descriptions, and OWCP Form 1500 as appropriate, to the treating physician.
3. The treating physician will complete Side B of the form and either give it, along with the approved job descriptions, to the employee for immediate return to the ICCO or, if necessary, mail to the ICCO in the envelope provided.

Filing and Distribution

Filing and distribution procedures are as follows:

1. ICCO will forward the *original* of the form to OWCP (**Note:** the form instructions state to send a copy to OWCP, however the USPS policy is to send the original CA-17 to OWCP)
2. Keep a *copy* in the Injury Compensation file.

OWCP Form CA-17 Instructions (continued)

Instructions

Side A is to be completed by the immediate supervisor/control office/point.

1. Claimant's complete name; last name, first name, and middle name.
(Enter "NMN" if no middle name)
2. Date of injury; Item 10 or 21 on the CA-1 or Item 29 on the CA-2.
3. SSN consists of NINE digits.
4. Occupation (employee's title).
5. Brief description of injury or illness and part(s) of body affected. Refer to Item 13 and 14 on the CA-1 or Item 14 on the CA-2.
6. Work schedule
7. Complete as accurately as possible based on the work the employee *actually* performs in his or her *regular assignment*.

Note: The attending physician completes Side B. A physician's assistant, nurse practitioner, nurse, or other person not within the FECA definition of a physician is not acceptable as the certifying physician. Certification by a physician's assistant will be acceptable if such certification is countersigned by a physician.

HBK EL-505, INJURY COMPENSATION, DECEMBER 1995 FORMS

OWCP Form CA-17

Duty Status Report

U.S. Department of Labor
Employment Standards Administration
Office of Workers' Compensation Programs



This form is provided for the purpose of obtaining a duty status report for the employee named below. This request does not constitute authorization for payment of medical expense by the Department of Labor, nor does it invalidate any previous authorization issued in this case. This request for information is authorized by law (5 USC 8101 et seq.). Information collected will be handled and stored in compliance with the Freedom of Information Act, the Privacy Act of 1974 and the OMB Cir. A-108.

OMB No. 1215-0103
Expires: 10-31-94

OWCP File Number
(If known)

SIDE A - Supervisor: Complete this side and refer to physician				SIDE B - Physician: Complete this side																																																																																																																						
1. Employee's Name (Last, first, middle)				8. Does the History of Injury Given to You by the Employee Correspond to that Shown in Item 5? <input type="checkbox"/> Yes <input type="checkbox"/> No (If not, describe)																																																																																																																						
2. Date of Injury (Month, day, yr.)		3. Social Security No.																																																																																																																								
4. Occupation																																																																																																																										
5. Describe How the Injury Occurred and State Parts of the Body Affected				9. Description of Clinical Findings																																																																																																																						
6. The Employee Works Hours Per Day _____ Days Per Week _____				10. Diagnosis Due to Injury		11. Other Disabling Conditions																																																																																																																				
				12. Employee Advised to Resume Work? <input type="checkbox"/> Yes, Date Advised ____/____/____ <input type="checkbox"/> No																																																																																																																						
7. Specify the Usual Work Requirements of the Employee. Check Whether Employee Performs These Tasks or is Exposed Continuously or Intermittently, and Give Number of Hours.				13. Employee Able to Perform Regular Work Described on Side A? <input type="checkbox"/> Yes, if so <input type="checkbox"/> Full-Time or <input type="checkbox"/> Part-Time _____ Hrs Per Day <input type="checkbox"/> No, if not, complete below:																																																																																																																						
				<table border="1" style="width:100%; border-collapse: collapse;"> <thead> <tr> <th style="width:40%;">Activity</th> <th style="width:10%;">Continuous</th> <th style="width:10%;">Intermittent</th> <th style="width:10%;">Continuous</th> <th style="width:10%;">Intermittent</th> <th style="width:10%;"></th> </tr> </thead> <tbody> <tr> <td>a. Lifting/Carrying: State Max Wt.</td> <td>#lbs.</td> <td>#lbs.</td> <td>Hrs Per Day</td> <td>#lbs.</td> <td>Hrs Per Day</td> </tr> <tr> <td>b. Sitting</td> <td></td> <td></td> <td>Hrs Per Day</td> <td></td> <td>Hrs Per Day</td> </tr> <tr> <td>c. Standing</td> <td></td> <td></td> <td>Hrs Per Day</td> <td></td> <td>Hrs Per Day</td> </tr> <tr> <td>d. Walking</td> <td></td> <td></td> <td>Hrs Per Day</td> <td></td> <td>Hrs Per Day</td> </tr> <tr> <td>e. Climbing</td> <td></td> <td></td> <td>Hrs Per Day</td> <td></td> <td>Hrs Per Day</td> </tr> <tr> <td>f. Kneeling</td> <td></td> <td></td> <td>Hrs Per Day</td> <td></td> <td>Hrs Per Day</td> </tr> <tr> <td>g. Bending/Stooping</td> <td></td> <td></td> <td>Hrs Per Day</td> <td></td> <td>Hrs Per Day</td> </tr> <tr> <td>h. Twisting</td> <td></td> <td></td> <td>Hrs Per Day</td> <td></td> <td>Hrs Per Day</td> </tr> <tr> <td>i. Pulling/Pushing</td> <td></td> <td></td> <td>Hrs Per Day</td> <td></td> <td>Hrs Per Day</td> </tr> <tr> <td>j. Simple Grasping</td> <td></td> <td></td> <td>Hrs Per Day</td> <td></td> <td>Hrs Per Day</td> </tr> <tr> <td>k. Fine Manipulation (includes keyboarding)</td> <td></td> <td></td> <td>Hrs Per Day</td> <td></td> <td>Hrs Per Day</td> </tr> <tr> <td>l. Reaching above Shoulder</td> <td></td> <td></td> <td>Hrs Per Day</td> <td></td> <td>Hrs Per Day</td> </tr> <tr> <td>m. Driving a Vehicle (Specify)</td> <td></td> <td></td> <td>Hrs Per Day</td> <td></td> <td>Hrs Per Day</td> </tr> <tr> <td>n. Operating Machinery (Specify)</td> <td></td> <td></td> <td>Hrs Per Day</td> <td></td> <td>Hrs Per Day</td> </tr> <tr> <td>o. Temp. Extremes</td> <td></td> <td></td> <td>range in degrees F</td> <td></td> <td>range in degrees F</td> </tr> <tr> <td>p. High Humidity</td> <td></td> <td></td> <td>Hrs Per Day</td> <td></td> <td>Hrs Per Day</td> </tr> <tr> <td>q. Chemicals, Solvents, etc. (Identify)</td> <td></td> <td></td> <td>Hrs Per Day</td> <td></td> <td>Hrs Per Day</td> </tr> <tr> <td>r. Fumes/Dust (identify)</td> <td></td> <td></td> <td>Hrs Per Day</td> <td></td> <td>Hrs Per Day</td> </tr> <tr> <td>s. Noise (Give dBA)</td> <td></td> <td></td> <td>dBA Hrs Per Day</td> <td></td> <td>dBA Hrs Per Day</td> </tr> </tbody> </table>			Activity	Continuous	Intermittent	Continuous	Intermittent		a. Lifting/Carrying: State Max Wt.	#lbs.	#lbs.	Hrs Per Day	#lbs.	Hrs Per Day	b. Sitting			Hrs Per Day		Hrs Per Day	c. Standing			Hrs Per Day		Hrs Per Day	d. Walking			Hrs Per Day		Hrs Per Day	e. Climbing			Hrs Per Day		Hrs Per Day	f. Kneeling			Hrs Per Day		Hrs Per Day	g. Bending/Stooping			Hrs Per Day		Hrs Per Day	h. Twisting			Hrs Per Day		Hrs Per Day	i. Pulling/Pushing			Hrs Per Day		Hrs Per Day	j. Simple Grasping			Hrs Per Day		Hrs Per Day	k. Fine Manipulation (includes keyboarding)			Hrs Per Day		Hrs Per Day	l. Reaching above Shoulder			Hrs Per Day		Hrs Per Day	m. Driving a Vehicle (Specify)			Hrs Per Day		Hrs Per Day	n. Operating Machinery (Specify)			Hrs Per Day		Hrs Per Day	o. Temp. Extremes			range in degrees F		range in degrees F	p. High Humidity			Hrs Per Day		Hrs Per Day	q. Chemicals, Solvents, etc. (Identify)			Hrs Per Day		Hrs Per Day	r. Fumes/Dust (identify)			Hrs Per Day		Hrs Per Day	s. Noise (Give dBA)	
Activity	Continuous	Intermittent	Continuous	Intermittent																																																																																																																						
a. Lifting/Carrying: State Max Wt.	#lbs.	#lbs.	Hrs Per Day	#lbs.	Hrs Per Day																																																																																																																					
b. Sitting			Hrs Per Day		Hrs Per Day																																																																																																																					
c. Standing			Hrs Per Day		Hrs Per Day																																																																																																																					
d. Walking			Hrs Per Day		Hrs Per Day																																																																																																																					
e. Climbing			Hrs Per Day		Hrs Per Day																																																																																																																					
f. Kneeling			Hrs Per Day		Hrs Per Day																																																																																																																					
g. Bending/Stooping			Hrs Per Day		Hrs Per Day																																																																																																																					
h. Twisting			Hrs Per Day		Hrs Per Day																																																																																																																					
i. Pulling/Pushing			Hrs Per Day		Hrs Per Day																																																																																																																					
j. Simple Grasping			Hrs Per Day		Hrs Per Day																																																																																																																					
k. Fine Manipulation (includes keyboarding)			Hrs Per Day		Hrs Per Day																																																																																																																					
l. Reaching above Shoulder			Hrs Per Day		Hrs Per Day																																																																																																																					
m. Driving a Vehicle (Specify)			Hrs Per Day		Hrs Per Day																																																																																																																					
n. Operating Machinery (Specify)			Hrs Per Day		Hrs Per Day																																																																																																																					
o. Temp. Extremes			range in degrees F		range in degrees F																																																																																																																					
p. High Humidity			Hrs Per Day		Hrs Per Day																																																																																																																					
q. Chemicals, Solvents, etc. (Identify)			Hrs Per Day		Hrs Per Day																																																																																																																					
r. Fumes/Dust (identify)			Hrs Per Day		Hrs Per Day																																																																																																																					
s. Noise (Give dBA)			dBA Hrs Per Day		dBA Hrs Per Day																																																																																																																					
t. Other (Describe)				14. Are Interpersonal Relations Affected Because of a Neuropsychiatric Condition? (e.g. Ability to Give or Take Supervision, Meet Deadlines, etc.) <input type="checkbox"/> Yes <input type="checkbox"/> No (Describe)																																																																																																																						
				15. Date of Examination		16. Date of Next Appointment																																																																																																																				
				17. Specialty		18. Tax Identification Number																																																																																																																				
				19. Physician's Signature		20. Date																																																																																																																				

HBK EL-505, INJURY COMPENSATION, DECEMBER 1995
FORMS

OWCP Form CA-17 (continued)

INSTRUCTIONS FOR COMPLETING DUTY STATUS REPORT

SUPERVISOR: Complete Side A and refer the form to the physician to complete Side B. Fill in the address of the Employing Agency and the appropriate OWCP District Office in the spaces below. Enter the OWCP file number in the top right corner.

PHYSICIAN: Complete Side B, sign and return to the employing agency within 2 days to prevent interruption of the employee's income. Fill in your name and address.

Medical Facility Name and Address

Send Original Report to:

Employing Agency Address

Send a Copy of This Report to:

OFFICE OF WORKERS' COMPENSATION PROGRAMS

CERTIFICATION: BY SIGNING BLOCK 19 ON THE FRONT OF THIS FORM, THE PHYSICIAN CERTIFIES AS FOLLOWS:

I CERTIFY THAT ALL THE STATEMENTS IN RESPONSE TO THE QUESTIONS ASKED ON THIS FORM CA-17 ARE TRUE, COMPLETE AND CORRECT TO THE BEST OF MY KNOWLEDGE. FURTHER, I UNDERSTAND THAT ANY KNOWINGLY FALSE OR MISLEADING STATEMENT, OR MISREPRESENTATION OR CONCEALMENT OF MATERIAL FACT, MAY SUBJECT ME TO FELONY CRIMINAL PROSECUTION.

I FURTHER UNDERSTAND THAT THIS REQUEST DOES NOT CONSTITUTE AUTHORIZATION BY THE DEPARTMENT OF LABOR, NOR DOES IT INVALIDATE ANY PREVIOUS AUTHORIZATION ISSUED IN THIS CASE.

Public Burden Statement

We estimate that it will take an average of 5 minutes to complete this collection of information, including time for reviewing instructions, searching existing data sources, gathering and maintaining the data needed, and completing and reviewing the collection of information. If you have any comments regarding this burden estimate or any other aspect of this collection of information, including suggestions for reducing this burden, send them to the Office of IRM Policy, U.S. Department of Labor, Room N1301, 200 Constitution Avenue, N.W., Washington, D.C. 20210; and to the Office of Management and Budget, Paperwork Reduction Project (1215-0103), Washington, D.C. 20503.

DO NOT SEND THE COMPLETED FORM TO EITHER OF THESE OFFICES

For sale by the Superintendent of Documents, U.S. Government Printing Office, Washington, D.C. 20402

Form CA-17
Rev. July 1991

OWCP Form CA-20 Instructions

Attending Physician's Report

Summary

Purpose

Medical report to support an injury or illness claim. May be used in occupational disease cases for follow-up reports.

Who Prepares

- a. Items 1–3 completed by the employee (see CA-20 instructions on the CA-7.)
- b. Items 4–32 completed by the treating physician.

When to Prepare

- a. When the CA-7 or CA-8 is submitted.
- b. At intervals to be determined by ICCO.

Filing and Distribution

Filing and distributing procedures are as follows:

- a. Original to the OWCP.
- b. Copy to claimant's injury compensation file.

Instructions

- a. Items 1–3 should be completed by the employee.
- b. Items 4–32 should be completed by the attending physician; however, either a narrative report or another form may be acceptable.

Note: A physician's assistant, nurse practitioner, nurse, or other person not within the FECA definition of a physician is not acceptable as the certifying physician. Certification by a physician's assistant will be acceptable if such certification is countersigned by a physician. Rubber stamp signatures are not acceptable.

- c. On receipt of the completed form from the physician, the ICCO should review it to ensure that the history of injury in Item 5 is consistent with the original claim; refer to Items 13 and 14 on the CA-1 or to Items 11–14 on the CA-2.
- d. If a conflict is discovered, making allowance for terminology, typographical errors, and memory lapses, the claim should be evaluated for controversy.
- e. The remainder of the physician's report should be checked for completeness. Pay particular attention to the periods of total and partial disability to

HBK EL-505, INJURY COMPENSATION, DECEMBER 1995
FORMS

OWCP Form CA-20 Instructions (continued)

authorize COP/LWOP-IOD, and to return the employee to limited duty or full duty at the earliest possible time.

In the event the physician forwards the CA-20, or an acceptable narrative report directly to the OWCP, a copy of the same should be requested from either the OWCP or from the employee. Remember, LWOP-IOD (Code 49) should not be entered into the timekeeping system without supporting medical evidence.

HBK EL-505, INJURY COMPENSATION, DECEMBER 1995 FORMS

OWCP Form CA-20 (continued)

IMPORTANT: A MEDICAL REPORT IS REQUIRED BY THE OFFICE OF WORKERS' COMPENSATION PROGRAMS BEFORE PAYMENT OF COMPENSATION FOR LOSS OF WAGES OR PERMANENT DISABILITY CAN BE MADE TO THE EMPLOYEE.

IF YOU HAVE SUBMITTED A NARRATIVE MEDICAL REPORT OR A FORM CA-16 TO OWCP WITHIN THE PAST 10 DAYS, YOU NEED NOT SUBMIT THIS FORM CA-20.

OWCP REQUIRES THAT MEDICAL BILLS, OTHER THAN HOSPITAL BILLS, BE SUBMITTED ON THE AMERICAN MEDICAL ASSOCIATION HEALTH INSURANCE CLAIM FORM, HCFA 1500/OWCP-1500a.

INSTRUCTIONS TO PHYSICIAN FOR COMPLETING ATTENDING PHYSICIAN'S REPORT

1. COMPLETE THE ENTRIES 1-32 ON THE FORM; AND
2. IF DISABILITY HAS NOT TERMINATED, INDICATE IN ITEM 17; AND
3. SEND THE FORM AND YOUR BILL TO:

OFFICE OF WORKERS' COMPENSATION PROGRAMS

Public Burden Statement

We estimate that it will take an average of 30 minutes to complete this collection of information, including time for reviewing instructions, searching existing data sources, gathering and maintaining the data needed, and completing and reviewing the collection of information. If you have any comments regarding these estimates or any other aspect of this collection of information, including suggestions for reducing this burden, send them to the Office of IRM Policy, U.S. Department of Labor, Room N1301, 200 Constitution Avenue, N.W., Washington, D.C. 20210; and to the Office of Management and Budget, Paperwork Reduction Project (1215-0103), Washington, D.C. 20503.

DO NOT SEND THE COMPLETED FORM TO EITHER OF THESE OFFICES

For Sale by the Superintendent of Documents, U.S. Government Printing Office
Washington, DC 20402

U.S. GOVERNMENT PRINTING OFFICE: 1991 - 312-377 - 415/51258

HBK EL-505, INJURY COMPENSATION, DECEMBER 1995 FORMS

OWCP Form CA-20 (continued)

FORM CA-20, PHYSICIAN'S REPORT

Compensation for wage loss cannot be paid unless medical evidence has been submitted supporting disability for work during the period claimed. For claims based on traumatic injury and reported on Form CA-1, the employee should detach Form CA-20, complete items 1-3 on the front, and print the OWCP district office address on the reverse. The form should be promptly referred to the attending physician for early completion. If the claim is for occupational disease, filed on Form CA-2, a medical report as described in the instructions accompanying that form is required in most cases. The employee should bring these requirements to the physician's attention. It may be necessary for the physician to provide a narrative medical report in place of or in addition to Form CA-20 to adequately explain and support the relationship of the disability to the employment.

For payment of a schedule award, the claimant must have a permanent loss or loss of function of one of the members of the body or organs enumerated in the regulations (20 C.F.R. 10.304). The attending physician must affirm that maximum medical improvement of the condition has been reached and should describe the functional loss and the resulting impairment in accordance with the American Medical Association **Guides to the Evaluation of Permanent Impairment**.

PRIVACY ACT

In accordance with the Privacy Act of 1974 (Public Law No. 93-579, 5 U.S.C. 552a) and the Computer Matching and Privacy Protection Act of 1988 (Public Law No. 100-503), you are hereby notified that: (1) The Federal Employees' Compensation Act, as amended (5 U.S.C. 8101, et seq.) is administered by the Office of Workers' Compensation Programs of the U.S. Department of Labor. In accordance with this responsibility, the Office receives and maintains personal information on claimants and their immediate families. (2) The information will be used to determine eligibility for and the amount of benefits payable under the Act. (3) The information collected by this form and other information collected in relation to your compensation claim may be verified through computer matches. (4) The information may be given to Federal, State, and local agencies for law enforcement and for other lawful purposes in accordance with routine uses published by the Department of Labor in the Federal Register. (5) Failure to furnish all requested information may delay the process, or result in an unfavorable decision or a reduced level of benefits. (Disclosure of a social security number (SSN) is voluntary; the failure to disclose such number will not result in the denial of any right, benefit or privilege to which an individual may be entitled. Your SSN may be used to request information about you from employers and others who know you, but only as allowed by law or Presidential directive. The information collected by using your SSN may be used for studies, statistics, and computer matching to benefit and payment files.)

THIS NOTICE SHOULD BE RETAINED FOR YOUR INFORMATION.

OWCP Form CA-20a Instructions

Attending Physician's Supplemental Report

Summary

Purpose

Medical report to support continuing, total disability.

Who Prepares

- a. Items 1–6 by the employee (see employee instructions on CA-8).
- b. Items 7–23 by the treating physician.

When to Prepare

If medical report is required, each time a CA-8 is submitted.

Filing and Distribution

For filing and distributing, do the following:

- a. Send an original to the OWCP.
- b. Send a copy to claimant's injury compensation file.

Instructions

- a. Items 1–6 should be completed by the employee.
- b. Items 7–23 should be completed by the attending physician; however, either a narrative report or another form may be acceptable. See physician's instructions on the following page.

Note: A physician's assistant, nurse practitioner, nurse, or other person not within the FECA definition of a physician is not acceptable as the certifying physician. Certification by a physician's assistant will be acceptable if such certification is countersigned by a physician. Rubber stamp signatures are not acceptable.

- c. On receipt of the completed form from the physician, the CO should review it to ensure that the impairment described in Item 10 is consistent with the original injury/claim or medical history.
- d. If a conflict is discovered, making allowance for terminology, typographical errors, and memory lapses, the claim should be evaluated for controversy.
- e. The remainder of the form/report should be checked for completeness and consistency with earlier reports. Particular attention should be made to the periods of total and partial disability or authorize LWOP-IOD, and to return the employee to limited duty or full duty at the earliest possible time.

HBK EL-505, INJURY COMPENSATION, DECEMBER 1995
FORMS

OWCP Form CA-20a Instructions (continued)

In the event the physician forwards the CA-20a, or an acceptable narrative report directly to the OWCP, a copy of same should be requested from the OWCP or from the employee. Remember, LWOP-IOD (code 49) should not be entered into the timekeeping system without supporting medical documentation.

HBK EL-505, INJURY COMPENSATION, DECEMBER 1995
FORMS

OWCP Form CA-20a (continued)

INSTRUCTIONS FOR COMPLETING ATTENDING PHYSICIAN'S REPORT

CERTIFICATION: BY SIGNING BLOCK 22 ON THE FRONT OF THIS FORM, THE PHYSICIAN CERTIFIES AS FOLLOWS:

I CERTIFY THAT ALL THE STATEMENTS IN RESPONSE TO THE QUESTIONS ASKED ON THIS FORM CA-20a ARE TRUE, COMPLETE AND CORRECT TO THE BEST OF MY KNOWLEDGE. FURTHER, I UNDERSTAND THAT ANY KNOWINGLY FALSE OR MISLEADING STATEMENT, OR MISREPRESENTATION OR CONCEALMENT OF MATERIAL FACT, MAY SUBJECT ME TO FELONY CRIMINAL PROSECUTION.

IMPORTANT:

A MEDICAL REPORT IS REQUIRED BY THE OFFICE OF WORKERS' COMPENSATION PROGRAMS BEFORE PAYMENT OF COMPENSATION CAN BE MADE TO THE EMPLOYEE.

IF YOU HAVE SUBMITTED A MEDICAL REPORT ON FORM CA-16, CA20 OR A NARRATIVE REPORT TO THE OWCP WITHIN THE PAST 10 DAYS, YOU NEED NOT SUBMIT THIS FORM CA-20a.

OWCP REQUIRES THAT MEDICAL BILLS, OTHER THAN HOSPITAL BILLS, BE SUBMITTED ON THE AMERICAN MEDICAL ASSOCIATION HEALTH INSURANCE CLAIM FORM,, HCFA-1500/OWCP 1500a.

1. Complete the entries 7-23 on this report (and items 1-6 if not previously completed), and
2. Forward the report directly by mail to the OWCP office indicated below.
- 3.

OFFICE OF WORKERS' COMPENSATION PROGRAMS

PRIVACY ACT

In accordance with the Privacy Act of 1974 (Public Law No. 93-579, 5 U.S.C. 552a), you are hereby notified that: (1) The Federal Employees' Compensation Act, as amended (5 U.S.C. 8101, et seq.) is administered by the Office of Workers' Compensation Programs of the U.S. Department of Labor. In accordance with this responsibility, the Office receives and maintains personal information on claimants and their immediate families. (2) The information will be used to determine eligibility for and the amount of benefits payable under the Act. (3) The information may be used by other agencies or persons in handling matters relating, directly or indirectly, to the subject matter of the claim, so long as such agencies or persons have received the consent of the individual claimant, or have complied with the provisions of 20 CFR 10. (4) Failure to furnish all requested information may delay the process, or result in an unfavorable decision or a reduced level of benefits (disclosure of a social security number is voluntary; the failure to disclose such number will not result in the denial of any right, benefit or privilege to which an individual may be entitled).

*U.S. Government Printing Office: 1993 — 342-523/83205

HBK EL-505, INJURY COMPENSATION, DECEMBER 1995
FORMS

OWCP Form CA-35A

**Evidence Required In Support of a Claim
for Occupational Disease**

U.S. Department of Labor
Employment Standards Administration
Office of Workers' Compensation Programs



All of the following information should be submitted with Form CA-2. Please return the checklist with your statements attached. Check off each item as it is completed or let us know when we can expect the information. All material submitted should be legible and specific.

FROM EMPLOYEE		FROM EMPLOYING AGENCY	
1. Give a detailed description of factors of employment believed responsible for condition. Be specific as to the duration and nature of the factors: for instance weights carried, distances walked, chemicals used, or other relevant job factors.		5. Review and comment on employee's statement provided in response to Item no. 1.	
2. Give the history of the condition from first awareness of the problem. Include description of all home treatment and professional care as well as symptoms.		6. If employee's job differs from official description, describe exactly his/her duties.	
3. Describe any prior similar problem, with dates of onset, history, medical care received, and copies of the medical records of your treatment.		7. Give a day-by-day listing of leave and leave without pay used due to this condition.	
4. Attach or forward a medical report from your physician to include the following items: a. Dates of examination and treatment. b. History given by you. c. Detailed description of findings. d. Results of all diagnostic tests. e. Diagnosis. f. The clinical course of treatment followed. g. Doctor's opinion, with reasons for such opinion, as to the relationship between any condition you may now have and the factors of employment identified in Item no. 1 above.		8. Attach copies of the employee's: a. SF-171, Application for Employment. b. Position description with physical requirements. c. Pertinent dispensary records. d. Most recent SF-50, Notification of Personnel Action.	

Form CA-35A
Rev. Aug. 1988

HBK EL-505, INJURY COMPENSATION, DECEMBER 1995 FORMS

OWCP Form CA-35A (continued)

NOTICE TO EMPLOYEES FILING CLAIM FOR OCCUPATIONAL DISEASE

Diseases and illnesses which occur during or after Federal employment are not automatically covered by the Federal Employees' compensation Act. You must provide factual and medical evidence to establish that conditions of employment caused or aggravated the disease or illness.

The Office of Workers' Compensation Programs (OWCP) understands that gathering the necessary evidence requires substantial effort. The attached checklist is designed to help you. Form CA-2 ("Federal Employees' Notice of Occupational Disease and Claim for Compensation"), your statements in response to the checklist, and a report from your treating physician should all be given to your agency Compensation Specialist at the same time. Please return the checklist with your statements. Check off each item as it is completed to let us know when we can expect the information. Your supervisor and the Compensation Specialist will compile the additional information required and forward a complete and organized package to OWCP. If your Agency has no Compensation Specialist or other person designated to forward information to OWCP, give the information directly to your supervisor.

Upon receipt of your claim, OWCP will create a case and assign it to a claims examiner for processing. You will receive a post card advising you of the case number. Use this number on all future correspondence about your claim.

If you are eligible for Civil Service retirement, you may apply for both retirement benefits from the Office of Personnel Management (OPM) and workers' compensation benefits from OWCP. However, in most cases, you cannot receive both benefits for the same period of time.

HINTS: Are your statements legible. Would your statements make sense to someone who has never done your job? Do your statements answer the questions? Are your statements complete and accurate? A NARRATIVE REPORT FROM YOUR PHYSICIAN IS REQUIRED. Reports on medical forms, such as Form CA-20, are rarely adequate in occupational disease cases.

NOTICE TO COMPENSATION SPECIALISTS AND SUPERVISORS

OWCP needs your help to improve the timeliness of adjudication of occupational disease cases. We have developed checklists to help you and the employee submit a claim in an organized and complete manner. The checklists will help the claims examiner identify what information has been submitted and what is still outstanding.

Whenever an employee wants to file a claim for occupational disease or illness, please give him or her:

1. Form CA-2, Federal Employees' Notice of Occupational Disease and Claim for Compensation, and
2. Two copies of the checklist describing evidence required in support of the claim. One checklist is for the employee to mark and return with the completed package. The second checklist is for the employee to take to the physician.

In addition to describing the evidence required from the employee, the checklists describe the information to be submitted by the employing agency. When Form CA-2 and the employee's statements are returned, you are required by instructions on the CA-2 to forward them to OWCP within ten working days. Statements and documents required from the agency should be submitted with the CA-2 whenever possible. Please use the checklist to note what information from the employing agency is enclosed, unavailable or pending. If pending, please give the anticipated mailing date. Agency comments, statements and documentation are essential for the examiner to get a well rounded picture of the employment conditions.

We appreciate your cooperation in this effort.

HBK EL-505, INJURY COMPENSATION, DECEMBER 1995
FORMS

OWCP Form CA-35B

**Evidence Required in Support of a
Claim for Work-Related Hearing Loss**

U.S. Department of Labor
Employment Standards Administration
Office of Workers' Compensation Programs



IF YOU ARE FILING A CLAIM FOR HEARING LOSS, THIS CHECKLIST DESCRIBES THE INFORMATION NEEDED FROM YOU AND YOUR EMPLOYING AGENCY. All of the following information should be submitted with Form CA-2. Please return the checklist with your statements attached. Check off each item as it is completed or let us know when we can expect the information. All material submitted should be legible and specific.

FROM EMPLOYEE	✓	FROM EMPLOYING AGENCY	✓
1. List your employment history by employer, job title, and inclusive dates. Include non-Federal employment and military service.		9. Review and comment on the employee's statement in response to questions 1-5.	
2. For each job title, describe source of noise, number of hours of exposure per day, and use of any safety devices to protect against noise exposure. State when safety devices were provided.		10. Describe all work-related exposure to hazardous noise, including: a. Locations of job sites. b. Nature of exposure to noise (machinery, etc.) c. Decibel and frequency level (noise survey report) for each job site. d. Period of exposure, hours per day, days per week. e. Type of ear protection provided.	
3. Give history of any previous ear or hearing problems.		11. Attach copies of the employee's: a. SF-171, Application for Employment. b. Job sheet and employment record. c. All medical examinations pertaining to hearing or ear problems, including preemployment examination and all audiograms.	
4. Describe any hobbies which involve exposure to loud noise.		12. If the employee is no longer exposed to hazardous noise, give date of last exposure and the payrate in effect on that date.	
5. If you are no longer exposed to hazardous noise at work, give the date you were last exposed.			
6. If you have been examined or treated by a doctor for an ear or hearing problem, provide a medical report and audiograms.			
7. State whether a claim for workers' compensation benefits for this or any other condition affecting ears or hearing was ever filed. If so, give date of claim, name and address where filed, and benefits received.			
8. Give the date you first noticed your hearing loss.			
Give date you first related hearing loss to employment, and reason why.			

Form CA-35B
Rev. Aug. 1988

HBK EL-505, INJURY COMPENSATION, DECEMBER 1995 FORMS

OWCP Form CA-35B (continued)

NOTICE TO EMPLOYEES FILING CLAIM FOR OCCUPATIONAL DISEASE

Diseases and illnesses which occur during or after Federal employment are not automatically covered by the Federal Employees' Compensation Act. You must provide factual and medical evidence to establish that conditions of employment caused or aggravated the disease or illness.

The Office of Workers' Compensation Programs (OWCP) understands that gathering the necessary evidence requires substantial effort. The attached checklist is designed to help you. Form CA-2 ("Federal Employees' Notice of Occupational Disease and Claim for Compensation"), your statements in response to the checklist, and a report from your treating physician should all be given to your agency Compensation Specialist at the same time. Please return the checklist with your statements. Check off each item as it is completed or let us know when we can expect the information. Your supervisor and the Compensation Specialist will compile the additional information required and forward a complete and organized package to OWCP. If your Agency has no Compensation Specialist or other person designated to forward information to OWCP, give the information directly to your supervisor.

Upon receipt of your claim, OWCP will create a case and assign it to a claims examiner for processing. You will receive a post card advising you of the case number. Use this number on all future correspondence about your claim.

If you are eligible for Civil Service retirement, you may apply for both retirement benefits from the Office of Personnel Management (OPM) and workers' compensation benefits from OWCP. However, in most cases, you cannot receive both benefits for the same period of time.

HINTS: Are your statements legible? Would your statements make sense to someone who has never done your job? Do your statements answer the questions? Are your statements complete and accurate? A NARRATIVE REPORT FROM YOUR PHYSICIAN IS REQUIRED. Reports on medical forms, such as Form CA-20, are rarely adequate in occupational disease cases.

NOTICE TO COMPENSATION SPECIALISTS AND SUPERVISORS

OWCP needs your help to improve the timeliness of adjudication of occupational disease cases. We have developed checklists to help you and the employee submit a claim in an organized and complete manner. The checklists will help the claims examiner identify what information has been submitted and what is still outstanding.

Whenever an employee wants to file a claim for occupational disease or illness, please give him or her:

1. Form CA-2, Federal Employees Notice of Occupational Disease and Claim for Compensation, and
2. Two copies of the checklist describing evidence required in support of the claim. One checklist is for the employee to mark and return with the completed package. The second checklist is for the employee to take to the physician.

In addition to describing the evidence from the employee, the checklists describe the information to be submitted by the employing agency. When Form CA-2 and the employee's statements are returned, you are required by instructions on the CA-2 to forward them to OWCP within ten working days. Statements and documents required from the agency should be submitted with the CA-2 whenever possible. Please use the checklist to note what information from the employing agency is enclosed, unavailable or pending. If pending, please give the anticipated mailing date. Agency comments, statements and documentation are essential for the examiner to get a well rounded picture of the employment conditions.

We appreciate your cooperation in this effort.

HBK EL-505, INJURY COMPENSATION, DECEMBER 1995
FORMS

OWCP Form CA-35C

**Evidence Required in Support of A
Claim for Asbestos-Related Illness**

U.S. Department of Labor
Employment Standards Administration
Office of Workers' Compensation Programs



If you are filing a claim based on exposure to asbestos, use this checklist to identify the information needed from you and your employing agency. All of the following information should be submitted with Form CA-2. Please return the checklist with your statements attached. Check off each item as it is completed or let us know when we can expect the information. All material submitted should be legible and specific.

FROM EMPLOYEE		FROM EMPLOYING AGENCY	
1. List your employment history by employer, job title, and inclusive dates. Include non-Federal employment and military service (see attached questionnaire.)		9. Review and comment on the accuracy of the employee's description of work performed and exposure to asbestos and other substances.	
2. For each job title, describe the work you performed, the type of asbestos material used, locations where exposure occurred, period of exposure, number of hours per day and days per week exposed, and the types and frequency of safety precautions (mask, respirator, etc.) used (see attached questionnaire).		10. Provide exposure data, including air sample surveys or statements of the type of asbestos exposure, frequency, degree and duration for each job held. Air sample results should be reported in units of fiber/cc time weighted average. Also report concentrations of other pollutants and chemicals (see attached questionnaire).	
3. Describe any exposure you have had to other toxic substances. If none, state "None".		11. Give the date employee was last exposed to asbestos at work. If the employee was removed from exposure, give the circumstances.	
4. Describe any breathing or lung problems you have had in the past and treatment received (see attached questionnaire).		12. Attach copies of the employee's: a. SF-171, Application for Employment. b. Position description with physical requirements for last job held. c. Job sheet and employment record. d. Pertinent dispensary records. e. Most recent SF-50, Notification of Personnel Action. f. Laboratory test results and chest x-ray reports on file.	
5. Give your smoking history to include amount per day, and years (dates) you have smoked (see attached questionnaire).			
6. Submit a report from your physician, including chest x-ray report, history, physical findings, diagnosis, opinion as to the relationship of the condition to employment, and course of treatment.			
7. Give the date you first consulted a physician regarding respiratory or asbestos-related disease.		13. Describe safety regulations and protective devices in use by employee, with period and frequency of use.	
8. Submit reports of examination, treatment or hospitalization for any previous similar condition or pulmonary problem.			

HBK EL-505, INJURY COMPENSATION, DECEMBER 1995 FORMS

OWCP Form CA-35C (continued)

Notice to Employees Filing Claim for Occupational Disease

Diseases and illnesses which occur during or after Federal employment are not automatically covered by the Federal Employees' Compensation Act. You must provide factual and medical evidence to establish that conditions of employment caused or aggravated the disease or illness.

The Office of Workers' Compensation Programs (OWCP) understands that gathering the necessary evidence requires substantial effort. The attached checklist is designed to help you. Form CA-2 ("Federal Employee's Notice of Occupational Disease and Claim for Compensation"), your statements in response to the checklist, and a report from your treating physician should all be given to your agency Compensation Specialist at the same time. Please return the checklist with your statements. Check off each item as it is completed or let us know when we can expect the information. Your supervisor and the Compensation Specialist will compile the additional information required and forward a complete and organized package to OWCP. If your agency has no Compensation Specialist or other person designated to forward information to OWCP, give the information directly to your supervisor.

Upon receipt of your claim, OWCP will create a case and assign it to a claims examiner for processing. You will receive a post card advising you of the case number. Use this number on all future correspondence about your claim.

If you are eligible for Civil Service retirement, you may apply for both retirement benefits from the Office of Personnel Management (OPM) and workers' compensation benefits from OWCP. However, in most cases, you cannot receive both benefits for the same period of time.

HINTS: Are your statements legible? Would your statements make sense to someone who has never done your job? Do your statements answer the questions? Are your statements complete and accurate? A NARRATIVE REPORT FROM YOUR PHYSICIAN IS REQUIRED. Reports on medical forms, such as Form CA-20, are rarely adequate in occupational disease cases.

Notice to Compensation Specialists and Supervisors

OWCP needs your help to improve the timeliness of adjudication of occupational disease cases. We have developed checklists to help you and the employee submit a claim in an organized and complete manner. The checklists will help the claims examiner identify what information has been submitted and what is still outstanding.

Whenever an employee wants to file a claim for occupational disease or illness, please give him or her:

1. Form CA-2, Federal Employees' Notice of Occupational Disease and Claim for Compensation, and
2. Two copies of the checklist describing evidence required in support of the claim. One checklist is for the employee to mark and return with the complete package. The second checklist is for the employee to take to the physician.

In addition to describing the evidence required from the employee, the checklists describe the information to be submitted by the employing agency. When Form CA-2 and the employee's statements are returned, you are required by instructions on the CA-2 to forward them to OWCP within ten working days. Statements and documents required from the agency should be submitted with the CA-2 whenever possible. Please use the checklist to note what information from the employing agency is enclosed, unavailable or pending. If pending, please give the anticipated mailing date. Agency comments, statements and documentation are essential for the examiner to get a well rounded picture of the employment conditions.

We appreciate your cooperation in this effort.

HBK EL-505, INJURY COMPENSATION, DECEMBER 1995
FORMS

OWCP Form CA-35C (continued)

PART A TO BE COMPLETED BY CLAIMANT

In order to determine if you are eligible for benefits, please provide the following information using your best estimates. If you run out of space, use a separate piece of paper and attach it to this form. Submit the form to your current (or last) employing agency. If the facility is no longer active, submit the statement to OWCP.

I. Employment History: Please include all employers, both Federal and non-Federal, your job titles, the work you performed, and the period you held each job. (Include military service).

Employer (Agency)	Job Title	Work Performed	Period	Fed. Civil Service? (Yes/No)
1.				
2.				
3.				
4.				
5.				
6.				
7.				
8.				

II. Exposure History: Please describe all exposure to asbestos and other toxic materials in your employment. Include period of employment, type of exposure, number of hours exposed per workday and description of safety precautions used while working.

a. Asbestos: For "type of exposure" indicate whether exposure was heavy, medium or light:

Heavy - Visible airborne asbestos particles were evident.

Medium - Asbestos dust was visible on floors and work surfaces.

Light - No dust visible, but asbestos was in use.

Period	Type of Exposure (H, M, L)	Exposure Hrs/Day	Safety Precautions Used
1.			
2.			
3.			
4.			
5.			

b. Toxic Chemicals/Dust

Period	Material Exposed to:	Exposure Hrs/Day	Safety Precautions Used
1.			
2.			
3.			
4.			
5.			

(PLEASE CONTINUE ON REVERSE SIDE)

HBK EL-505, INJURY COMPENSATION, DECEMBER 1995
FORMS

OWCP Form CA-35C (continued)

III. Medical History: Describe your medical history and include any treatment for heart, lung and other major health problems.				
Have you ever had:	Yes	No	If Yes, explain	Dates
1. Heart Problems?				
2. Lung Problems?				
3. Other Major Problems?				

IV. Smoking History: Describe your smoking history, including dates you smoked, amount of material smoked per day, and type of material smoked.						
Have you ever smoked:	Yes	No	If Yes, amount	No. of years	Date stopped	Dates
1. Cigarettes?						
2. Pipe?						
3. Cigars?						

PART B TO BE COMPLETED BY EMPLOYING AGENCY

Using the categories shown below, please complete the chart at the bottom of the page with reference to each Federal job held by this employee.

a. Nature of Exposure:

Primary - Normal duties required actual manipulation of asbestos and/or asbestos-related products and generated dust.

Secondary - Normal duties regularly involved work alongside others primarily exposed or in confined spaces.

Intermittent - Normal duties irregularly involved entry into locations where asbestos and/or asbestos products were manipulated.

Environmental - Normal duties were performed at a location where asbestos was used but the individual had no normal exposure in excess of ambient levels.

b. Degree of Exposure:

Heavy - Asbestos dust was usually visible in the air.

Medium - Asbestos dust was generally visible on work surfaces but did not cloud the air.

Light - Asbestos was used in work area but was generally not visible (although detectable).

Ambient - Asbestos levels did not exceed normal levels in the air outside of work spaces.

c. Frequency of Exposure: Hours per day.

Job Title	Period		Asbestos Exposure			Other Chemical or Dust Exposure				
	From	To	Nature	Degree	Frequency	Material	Nature	Degree	Frequency	Fiber/cc
1.										
2.										
3.										
4.										
5.										
6.										
7.										
8.										

HBK EL-505, INJURY COMPENSATION, DECEMBER 1995
FORMS

OWCP Form CA-35D

**Evidence Required In Support of a Claim
for Work-Related Coronary/Vascular Condition**

U.S. Department of Labor
Employment Standards Administration
Office of Workers' Compensation Programs



IF YOU ARE FILING A CLAIM FOR CORONARY OR VASCULAR CONDITIONS (for example: heart attack, stroke, hypertension). THIS CHECKLIST DESCRIBES THE INFORMATION NEEDED FROM YOU AND YOUR EMPLOYING AGENCY. All of the following information should be submitted with Form CA-2. Please return the checklist with your statements attached. Check off each item as it is completed or let us know when we can expect the information. All material submitted should be legible and specific.

FROM EMPLOYEE	FROM EMPLOYING AGENCY
1. Give a detailed description of the factors of your employment you believe responsible for your condition. Identify dates, periods, events, people involved, etc.	6. Review and comment on the employee's statements in response to questions 1-5.
2. If you are claiming compensation for a heart attack or stroke, provide a specific account of your activities on and off duty for one week prior to the attack, with emphasis on the twenty-four hours immediately preceding the attack.	7. Describe in detail the duties of the employee and the manner in which the duties were performed. If the work was different or more stressful than that performed by other employees, this should be explained.
3. If you have a prior history of heart problems, provide a description of your condition and copies of medical records of treatment.	8. Document any personnel actions described in the employee's statement, such as changes in assignment, grievances filed by the employee, and other adverse personnel actions.
4. Give your smoking history to include amounts and years (dates) you smoked.	9. Give the number of hours worked per day, days per week and the extent of overtime duty worked.
5. Provide a medical report from your physician which includes: a. Dates of examination and treatment. b. History given by you. c. Family history and other risk factors. d. Detailed description of findings. e. Copies of all diagnostic test results. f. Diagnosis. g. The clinical course of treatment followed. h. Doctor's opinion, with reasons for such opinion, as to the relationship between any condition you may now have and the factors of employment identified in Item no. 1 above.	10. Provide a day-by-day listing of leave and leave without pay used due to this condition.
	11. Attach copies of the employee's: a. SF-171, Application for Employment. b. Position description with physical requirements. c. Preemployment medical examination. d. All other pertinent medical reports available. e. Most recent SF-50, Notification of Personnel Action.

HBK EL-505, INJURY COMPENSATION, DECEMBER 1995

FORMS

OWCP Form CA-35D (continued)

NOTICE TO EMPLOYEES FILING CLAIM FOR OCCUPATIONAL DISEASE

Diseases and illnesses which occur during or after Federal employment are not automatically covered by the Federal Employees' compensation Act. You must provide factual and medical evidence to establish that conditions of employment caused or aggravated the disease or illness.

The Office of Workers' Compensation Programs (OWCP) understands that gathering the necessary evidence requires substantial effort. The attached checklist is designed to help you. Form CA-2 ("Federal Employees' Notice of Occupational Disease and Claim for Compensation"), your statements in response to the checklist, and a report from your treating physician should all be given to your agency Compensation Specialist at the same time. Please return the checklist with your statements. Check off each item as it is completed to let us know when we can expect the information. Your supervisor and the Compensation Specialist will compile the additional information required and forward a complete and organized package to OWCP. If your Agency has no Compensation Specialist or other person designated to forward information to OWCP, give the information directly to your supervisor.

Upon receipt of your claim, OWCP will create a case and assign it to a claims examiner for processing. You will receive a post card advising you of the case number. Use this number on all future correspondence about your claim.

If you are eligible for Civil Service retirement, you may apply for both retirement benefits from the Office of Personnel Management (OPM) and workers' compensation benefits from OWCP. However, in most cases, you cannot receive both benefits for the same period of time.

HINTS: Are your statements legible. Would your statements make sense to someone who has never done your job? Do your statements answer the questions? Are your statements complete and accurate? **A NARRATIVE REPORT FROM YOUR PHYSICIAN IS REQUIRED.** Reports on medical forms, such as Form CA-20, are rarely adequate in occupational disease cases.

NOTICE TO COMPENSATION SPECIALISTS AND SUPERVISORS

OWCP needs your help to improve the timeliness of adjudication of occupational disease cases. We have developed checklists to help you and the employee submit a claim in an organized and complete manner. The checklists will help the claims examiner identify what information has been submitted and what is still outstanding.

Whenever an employee wants to file a claim for occupational disease or illness, please give him or her:

1. Form CA-2, Federal Employees' Notice of Occupational Disease and Claim for Compensation, and
2. Two copies of the checklist describing evidence required in support of the claim. One checklist is for the employee to mark and return with the completed package. The second checklist is for the employee to take to the physician.

In addition to describing the evidence required from the employee, the checklists describe the information to be submitted by the employing agency. When Form CA-2 and the employee's statements are returned, you are required by instructions on the CA-2 to forward them to OWCP within ten working days. Statements and documents required from the agency should be submitted with the CA-2 whenever possible. Please use the checklist to note what information from the employing agency is enclosed, unavailable or pending. If pending, please give the anticipated mailing date. Agency comments, statements and documentation are essential for the examiner to get a well rounded picture of the employment conditions.

We appreciate your cooperation in this effort.

HBK EL-505, INJURY COMPENSATION, DECEMBER 1995
FORMS

OWCP Form CA-35E

Evidence Required in Support of a Claim for
Work-Related Skin Disease

U.S. Department of Labor
Employment Standards Administration
Office of Workers' Compensation Programs



IF YOU ARE FILING A CLAIM FOR A SKIN CONDITION, THIS CHECKLIST DESCRIBES THE INFORMATION NEEDED FROM YOU AND YOUR EMPLOYING AGENCY. All of the following information should be submitted with Form CA-2. Please return the checklist with your statements attached. Check off each item as it is completed or let us know when we can expect the information. All material submitted should be legible and specific.

FROM EMPLOYEE	✓	FROM EMPLOYING AGENCY	✓
1. Give a detailed description of employment factors you believe responsible for your condition, to include: <ul style="list-style-type: none"> a. Specific type of exposure. b. Frequency and duration of exposure. c. Protective equipment used to guard against exposure. 		6. Review and comment on the employee's statements provided in response to questions 1–5. Comment on the exposure claimed, providing any available information about the trade name and/or chemical content of the suspected irritants.	
2. Describe any exposure to skin irritants outside the work environment, including the type, duration and frequency of exposure.		7. Provide a day-by-day listing of leave and leave without pay used due to this condition.	
3. Describe any previous skin conditions from the time they began through the present.		8. Attach copies of the employee's: <ul style="list-style-type: none"> a. SF-171, Application for Employment. b. Position description with physical requirements. c. Pertinent dispensary records. d. Copies of all physical examinations on file. e. Most recent SF-50, Notification of Personnel Action. 	
4. Provide treatment records from any physicians who have provided treatment for any skin conditions.			
5. Attach or forward a medical report from your current physician to include: <ul style="list-style-type: none"> a. History of exposure. b. Findings. c. Diagnosis. d. Details of treatment. e. Explanation of the relationship between the findings and exposure history listed in Item no. 1 above. f. Discussion of temporary vs. permanent effect from work exposure. g. Work restrictions caused by the condition. 			

HBK EL-505, INJURY COMPENSATION, DECEMBER 1995 FORMS

OWCP Form CA-35E (continued)

NOTICE TO EMPLOYEES FILING CLAIM FOR OCCUPATIONAL DISEASE

Diseases and illnesses which occur during or after Federal employment are not automatically covered by the Federal Employees' Compensation Act. You must provide factual and medical evidence to establish that conditions of employment caused or aggravated the disease or illness.

The Office of Workers' Compensation Programs (OWCP) understands that gathering the necessary evidence requires substantial effort. The attached checklist is designed to help you. Form CA-2 ("Federal Employees' Notice of Occupational Disease and Claim for Compensation"), your statements in response to the checklist, and a report from your treating physician should all be given to your agency Compensation Specialist at the same time. Please return the checklist with your statements. Check off each item as it is completed or let us know when we can expect the information. Your supervisor and the Compensation Specialist will compile the additional information required and forward a complete and organized package to OWCP. If your Agency has no Compensation Specialist or other person designated to forward information to OWCP, give the information directly to your supervisor.

Upon receipt of your claim, OWCP will create a case and assign it to a claims examiner for processing. You will receive a post card advising you of the case number. Use this number on all future correspondence about your claim.

If you are eligible for Civil Service retirement, you may apply for both retirement benefits from the Office of Personnel Management (OPM) and workers' compensation benefits from OWCP. However, in most cases, you cannot receive both benefits for the same period of time.

HINTS: Are your statements legible? Would your statements make sense to someone who has never done your job? Do your statements answer the questions? Are your statements complete and accurate? **A NARRATIVE REPORT FROM YOUR PHYSICIAN IS REQUIRED.** Reports on medical forms, such as Form CA-20, are rarely adequate in occupational disease cases.

NOTICE TO COMPENSATION SPECIALISTS AND SUPERVISORS

OWCP needs your help to improve the timeliness of adjudication of occupational disease cases. We have developed checklists to help you and the employee submit a claim in an organized and complete manner. The checklists will help the claims examiner identify what information has been submitted and what is still outstanding.

Whenever an employee wants to file a claim for occupational disease or illness, please give him or her:

1. Form CA-2, Federal Employees' Notice of Occupational Disease and Claim for Compensation, and
2. Two copies of the checklist describing evidence required in support of the claim. One checklist is for the employee to mark and return with the completed package. The second checklist is for the employee to take to the physician.

In addition to describing the evidence required from the employee, the checklists describe the information to be submitted by the employing agency. When Form CA-2 and the employee's statements are returned, you are required by instructions on the CA-2 to forward them to OWCP within ten working days. Statements and documents required from the agency should be submitted with the CA-2 whenever possible. Please use the checklist to note what information from the employing agency is enclosed, unavailable or pending. If pending, please give the anticipated mailing date. Agency comments, statements and documentation are essential for the examiner to get a well rounded picture of the employment conditions.

We appreciate your cooperation in this effort.

☆ U.S. Government Printing Office: 1985-461-552/32745

HBK EL-505, INJURY COMPENSATION, DECEMBER 1995
FORMS

OWCP Form CA-35F

**Evidence Required in Support of a Claim
for Work-Related Pulmonary Illness
(not asbestosis)**

U.S. Department of Labor
Employment Standards Administration
Office of Workers' Compensation Programs



IF YOU ARE FILING A CLAIM FOR PULMONARY CONDITION NOT RELATED TO EXPOSURE TO ASBESTOS, THIS CHECKLIST DESCRIBES THE INFORMATION NEEDED FROM YOU AND YOUR EMPLOYING AGENCY. All of the following information should be submitted with Form CA-2. Please return the checklist with your statements attached. Check off each item as it is completed or let us know when we can expect the information. All material submitted should be legible and specific.

FROM EMPLOYEE		FROM EMPLOYING AGENCY	
1. Describe the work conditions which caused or aggravated your pulmonary condition; include types of irritants, dates of exposure and hours per day. Describe any safety measures taken..		6. Review and comment on employee's statement provided in response to questions 1-5. Give periods, degree and nature of exposure. Explain safety precautions. Give full details of any tests which were made to determine the concentration of irritants. Have other employees been similiarly affected?	
2. Explain the development of the present pulmonary condition and treatment from its beginning..		7. Provide a day-by-day listing of leave and leave without pay used due to this condition.	
3. Give your smoking history to include amounts and years (dates) you smoked.		8. Attach copies of the employee's: a. SF-171, Application for Employment. b. Position description with physical requirements. c. Preemployment medical examination and any other pertinent medical records. d. Most recent SF-50, Notification of Personnel Action.	
4. Give the history of previous pulmonary conditions: include dates and nature of illness, and treatment records from all physicians and hospitals where you were treated. 5. Attach or forward a medical report which includes the following items: a. Dates of examination and treatment. b. History given by you. c. Detailed description of findings. d. Results of all diagnostic tests. e. Diagnosis. f. The clinical course of treatment followed. g. Doctor's opinion, with reasons for such opinion, as to the relationship between any condition you may have and the factors of employment listed in Item no. 1.			

Form CA-35F
Rev. Aug. 1988

HBK EL-505, INJURY COMPENSATION, DECEMBER 1995 FORMS

OWCP Form CA-35F (continued)

NOTICE TO EMPLOYEES FILING CLAIM FOR OCCUPATIONAL DISEASE

Diseases and illnesses which occur during or after Federal employment are not automatically covered by the Federal Employees' compensation Act. You must provide factual and medical evidence to establish that conditions of employment caused or aggravated the disease or illness.

The Office of Workers' Compensation Programs (OWCP) understands that gathering the necessary evidence requires substantial effort. The attached checklist is designed to help you. Form CA-2 ("Federal Employees' Notice of Occupational Disease and Claim for Compensation"), your statements in response to the checklist, and a report from your treating physician should all be given to your agency Compensation Specialist at the same time. Please return the checklist with your statements. Check off each item as it is completed to let us know when we can expect the information. Your supervisor and the Compensation Specialist will compile the additional information required and forward a complete and organized package to OWCP. If your Agency has no Compensation Specialist or other person designated to forward information to OWCP, give the information directly to your supervisor.

Upon receipt of your claim, OWCP will create a case and assign it to a claims examiner for processing. You will receive a post card advising you of the case number. Use this number on all future correspondence about your claim.

If you are eligible for Civil Service retirement, you may apply for both retirement benefits from the Office of Personnel Management (OPM) and workers' compensation benefits from OWCP. However, in most cases, you cannot receive both benefits for the same period of time.

HINTS: Are your statements legible. Would your statements make sense to someone who has never done your job? Do your statements answer the questions? Are your statements complete and accurate? A NARRATIVE REPORT FROM YOUR PHYSICIAN IS REQUIRED. Reports on medical forms, such as Form CA-20, are rarely adequate in occupational disease cases.

NOTICE TO COMPENSATION SPECIALISTS AND SUPERVISORS

OWCP needs your help to improve the timeliness of adjudication of occupational disease cases. We have developed checklists to help you and the employee submit a claim in an organized and complete manner. The checklists will help the claims examiner identify what information has been submitted and what is still outstanding.

Whenever an employee wants to file a claim for occupational disease or illness, please give him or her:

1. Form CA-2, Federal Employees' Notice of Occupational Disease and Claim for Compensation, and
2. Two copies of the checklist describing evidence required in support of the claim. One checklist is for the employee to mark and return with the completed package. The second checklist is for the employee to take to the physician.

In addition to describing the evidence required from the employee, the checklists describe the information to be submitted by the employing agency. When Form CA-2 and the employee's statements are returned, you are required by instructions on the CA-2 to forward them to OWCP within ten working days. Statements and documents required from the agency should be submitted with the CA-2 whenever possible. Please use the checklist to note what information from the employing agency is enclosed, unavailable or pending. If pending, please give the anticipated mailing date. Agency comments, statements and documentation are essential for the examiner to get a well rounded picture of the employment conditions.

We appreciate your cooperation in this effort.

HBK EL-505, INJURY COMPENSATION, DECEMBER 1995 FORMS

OWCP Form CA-35G

Evidence Required in Support of a Claim for
Work-Related Psychiatric Illness

U.S. Department of Labor
Employment Standards Administration
Office Workers' Compensation Programs



IF YOU ARE FILING A CLAIM FOR A PSYCHIATRIC CONDITION, THIS CHECKLIST DESCRIBES THE INFORMATION NEEDED FROM YOU AND YOUR EMPLOYING AGENCY. All of the following information should be submitted with Form CA-2. Please return the checklist with your statements attached. Check off each item as it is completed or let us know when we can expect the information. All material submitted should be legible and specific.

FROM EMPLOYEE	✓	FROM EMPLOYING AGENCY	✓
1. Give a detailed chronological description of the particular employment factors which you believe caused your condition. Please identify dates, periods, events, people involved, etc.		7. Review and comment on the employee's statements provided in response to questions 1-5. Submit statements from witnesses, if appropriate.	
2. Describe the progress and development of the work-related condition from its beginning.		8. Provide a detailed statement describing the duties of the employee and the manner in which the duties were performed. If the work was different or more stressful than that performed by other employees, this should be explained.	
3. Have you previously suffered from this or a similar condition? If so, give details of symptoms, disability and treatment records from all physicians and hospitals where you were treated.		9. Document any personnel actions described in the employee's statement, such as changes in assignment, grievances filed by the employee, and other adverse personnel actions.	
4. Give a brief description of your personal activities, hobbies, and any other employment.		10. Give the number of hours worked per day, days per week and the extent of overtime duty worked.	
5. Describe changes or other sources of stress in your personal life occurring in the same time frame.		11. Provide a day-by-day listing of leave and leave without pay used due to this condition.	
6. Attach or forward a medical report as described on the reverse.		12. Attach copies of the employee's: <ul style="list-style-type: none"> a. SF-171, Application for Employment. b. Position description with physical requirements. c. Preemployment medical examination. d. All other pertinent medical reports available. e. Most recent SF-50, Notification of Personnel Action. 	

Form CA-35G
August 1985

HBK EL-505, INJURY COMPENSATION, DECEMBER 1995 FORMS

OWCP Form CA-35G (continued)

MEDICAL REPORT FOR PSYCHIATRIC CLAIM

You should submit a medical report from your physician which includes:

- a. History of onset of illness.
- b. Social and family history.
- c. Detailed description of your work situation and identification of the specific work factors contributing to your emotional or psychiatric condition.
- d. Review of any non-industrial stress situations.
- e. Mental status examination, with pertinent findings.
- f. Results of psychological and personality testing.
- g. Diagnosis according to DSM III.
- h. Clinical course of treatment followed.
- i. Prognosis with estimate of when you will be able to return to work.
- j. Physician's opinion, with reasons for such opinion, as to whether, how and which factors of your employment caused, aggravated, precipitated, or accelerated your disability.
- k. An assessment of your current condition, with specific details on how you can or cannot function in daily activities, including a discussion of any limitations you may have in your ability to give or take supervision, cooperate with others, work under deadlines, or any other pertinent factors which may affect your work capacity.

NOTICE TO EMPLOYEES FILING CLAIM FOR OCCUPATIONAL DISEASE

Diseases and illnesses which occur during or after Federal employment are not automatically covered by the Federal Employees' Compensation Act. You must provide factual and medical evidence to establish that conditions of employment caused or aggravated the disease or illness.

The Office of Workers' Compensation Programs (OWCP) understands that gathering the necessary evidence requires substantial effort. The attached checklist is designed to help you. Form CA-2 ("Federal Employees' Notice of Occupational Disease and Claim for Compensation"), your statements in response to the checklist, and a report from your treating physician should all be given to your agency Compensation Specialist at the same time. Please return the checklist with your statements. Check off each item as it is completed or let us know when we can expect the information. Your supervisor and the Compensation Specialist will compile the additional information required and forward a complete and organized package to OWCP. If your Agency has no Compensation Specialist or other person designated to forward information to OWCP, give the information directly to your supervisor.

Upon receipt of your claim, OWCP will create a case and assign it to a claims examiner for processing. You will receive a post card advising you of the case number. Use this number on all future correspondence about your claim.

If you are eligible for Civil Service retirement, you may apply for both retirement benefits from the Office of Personnel Management (OPM) and workers' compensation benefits from OWCP. However, in most cases, you cannot receive both benefits for the same period of time.

HINTS: Are your statements legible? Would your statements make sense to someone who has never done your job? Do your statements answer the questions? Are your statements complete and accurate? A NARRATIVE REPORT FROM YOUR PHYSICIAN IS REQUIRED. Reports on medical forms, such as Form CA-20, are rarely adequate in occupational disease cases.

NOTICE TO COMPENSATION SPECIALISTS AND SUPERVISORS

OWCP needs your help to improve the timeliness of adjudication of occupational disease cases. We have developed checklists to help you and the employee submit a claim in an organized and complete manner. The checklists will help the claims examiner identify what information has been submitted and what is still outstanding.

Whenever an employee wants to file a claim for occupational disease or illness, please give him or her:

1. Form CA-2, Federal Employees' Notice of Occupational Disease and Claim for Compensation, and
2. Two copies of the checklist describing evidence required in support of the claim. One checklist is for the employee to mark and return with the completed package. The second checklist is for the employee to take to the physician.

In addition to describing the evidence required from the employee, the checklists describe the information to be submitted by the employing agency. When Form CA-2 and the employee's statements are returned, you are required by instructions on the CA-2 to forward them to OWCP within ten working days. Statements and documents required from the agency should be submitted with the CA-2 whenever possible. Please use the checklist to note what information from the employing agency is enclosed, unavailable or pending. If pending, please give the anticipated mailing date. Agency comments, statements and documentation are essential for the examiner to get a well rounded picture of the employment conditions.

We appreciate your cooperation in this effort.

★ U.S. Government Printing Office: 1985-461-552/32743

HBK EL-505, INJURY COMPENSATION, DECEMBER 1995

FORMS

OWCP Form CA-35H

Evidence Required in Support of A Claim for Work-Related Carpal Tunnel Syndrome

U.S. Department of Labor
Employment Standards Administration
Office of Workers' Compensation Programs



If you are claiming that your carpal tunnel or wrist problems are due to your job, use this checklist to identify the specific information needed from you and your employing agency to make a decision on the claim. All of the following information should be submitted with Form CA-2. Please return the checklist with statements attached. Check off each item as it is completed or let us know when we can expect the information. All material submitted should be legible and specific.

FROM EMPLOYEE	FROM EMPLOYING AGENCY
<p>1. Prepare a statement giving the following information:</p> <p>a. Provide an outline of your work history, including non-Federal employment and military service. For each job held, give your job title, agency/company name, and dates (period) of employment.</p> <p>b. For each job title, describe duties which required exertion with or repeated movement of the wrist or hand. Describe nature and frequency of motions required, and average number of hours a day/week you did such work.</p> <p>c. Describe hobbies, physical fitness or other activities outside of work which also involved exertion or repeated motions of wrist/hand. State the nature of each such activity, years involved in each, and how many hours a week you engaged in such.</p> <p>d. If you have ever had an injury to the hand/arm/wrist, or been diagnosed as having gout, arthritis, hypothyroidism, diabetes, a tumor, or deformity of the hand/wrist, from/since birth, describe the injury or condition, and state when injury occurred or condition was found.</p> <p>e. Give a brief chronological history of your hand/wrist problem. State which hand(s) are affected, when you first experienced problems, nature of the problems and changes over time to present, and dates and nature of medical care obtained.</p>	<p>1. Review the employee's statement, giving the following information:</p> <p>a. Comment on the accuracy of the employee's statement describing Federal job duties involving use of hand/wrist.</p> <p>b. Provide a day-to-day listing of leave and leave without pay used by the employee due to carpal tunnel/wrist problems.</p> <p>c. Give date employee entered on duty in job requiring above duties. Also give the effective date(s) and description(s) of any changes in work assignments due to employee's condition and indicate whether duty changes resulted in changes in pay.</p>
<p>2. Ask all doctors who treated you to send us a copy of reports or notes describing the condition, testing, and treatment given.</p>	<p>2. Send us copies of employee's:</p> <p>a. SF-171, Application for Employment;</p> <p>b. Position description with physical requirements for last job held;</p> <p>c. All available medical records, including report of pre-employment examination;</p> <p>d. SF-50s or equivalent documents for changes in assignment/pay due to condition.</p>

3. Ask the doctor currently treating your condition to provide a detailed current medical report to include the following specifics:
- a. Dates of examinations;
 - b. Complete medical history of condition;
 - c. Medical diagnosis of condition;
 - d. Findings and test results, specifically including: results of Phalen's and Tinel's Sign tests; physical findings concerning sensation over palmar aspect of first three and one-half digits, and dorsal aspect of end joints of same digits, and any atrophy of the Thenar Eminence; results of nerve conduction velocity, and electromyographic testing;
 - e. Treatment to date and prognosis;
 - f. Reasoned opinion explaining any causal relationship between the condition and your Federal civilian job.
- It is MOST IMPORTANT that the doctor provide opinion as to the likely nature of the physical effects attributable to specified duties of your Federal job, and explain the medical reasoning which supports the opinion as to cause.

HBK EL-505, INJURY COMPENSATION, DECEMBER 1995 FORMS

OWCP Form CA-35H (continued)

Notice to Employees Filing Claim for Occupational Disease

Diseases and illnesses which occur during or after Federal employment are not automatically covered by the Federal Employees' Compensation Act. You must provide factual and medical evidence to establish that conditions of employment caused or aggravated the disease or illness.

The Office of Workers' Compensation Programs (OWCP) understands that gathering the necessary evidence requires substantial effort. The attached checklist is designed to help you. Form CA-2 (Notice of Occupational Disease and Claim for Compensation), your statements in response to the checklist, and a report from your treating physician should all be given to your agency Compensation Specialist at the same time. Please return the checklist with your statements. Check off each item as it is completed or let us know when we can expect the information. Your supervisor and the Compensation Specialist will compile the additional information required and forward a complete and organized package to OWCP. If your agency has no Compensation Specialist or other person designated to forward information to OWCP, give the information directly to your supervisor.

Upon receipt of your claim, OWCP will create a case and assign it to a claims examiner for processing. You will receive a post card advising you of the case number. Use this number on all future correspondence about your claim.

If you are eligible for Civil Service retirement, you may apply for both retirement benefits from the Office of Personnel Management (OPM) and workers' compensation benefits from OWCP. However, in most cases, you cannot receive both benefits for the same period of time.

HINTS: Are your statements legible? Would your statements make sense to someone who has never done your job? Do your statements answer the questions? Are your statements complete and accurate? A NARRATIVE REPORT FROM YOUR PHYSICIAN IS REQUIRED. Reports on medical forms, such as Form CA-20, are rarely adequate in occupational disease cases.

Notice to Compensation Specialists and Supervisors

OWCP needs your help to improve the timeliness of adjudication of occupational disease cases. We have developed checklists to help you and the employee submit a claim in an organized and complete manner. The checklists will help the claims examiner identify what information has been submitted and what is still outstanding.

Whenever an employee wants to file a claim for occupational disease or illness, please give him or her:

1. Form CA-2, Notice of Occupational Disease and Claim for Compensation, and
2. Two copies of the checklist describing evidence required in support of the claim. One checklist is for the employee to mark and return with the complete package. The second checklist is for the employee to take to the physician.

In addition to describing the evidence required from the employee, the checklists describe the information to be submitted by the employing agency. When Form CA-2 and the employee's statements are returned, you are required by instructions on the CA-2 to forward them to OWCP within ten working days. Statements and documents required from the agency should be submitted with the CA-2 whenever possible. Please use the checklist to note what information from the employing agency is enclosed, unavailable or pending. If pending, please give the anticipated mailing date. Agency comments, statements and documentation are essential for the examiner to get a well rounded picture of the employment conditions.

We appreciate your cooperation in this effort.

HBK EL-505, INJURY COMPENSATION, DECEMBER 1995 FORMS

OWCP Form CA-801

U.S. Department of Labor
Employment Standards Administration
Office of Workers' Compensation Programs

Official Business
Penalty for Private Use, \$300

Form CA-801, Rev. 9/92

A report of your injury or claim has been received by OWCP. You have been assigned the Claim Number which appears on the face of this card. This number must be included in any correspondence. Bills for medical services, other than hospital or prescription bills, must be submitted on the AMA "Health Insurance Claim Form" (OWCP-1500a) which you may obtain from your agency. The FEC Claim Number should be printed in Block 8.

If an injury or death for which claim is filed was caused by a person other than the United States Government, the injured employee, or the employee's survivors in the case of death, may be required to present a claim for damages against that person (the third party). If you believe that the injury or death was caused by a person or persons other than the U.S. Government, you should (1) contact the third party as soon as possible and state your intention to present a claim for damages, and (2) notify this office of your intentions. If you have questions concerning a third party's liability, you should seek the advice of an attorney and notify this office of your action.

If your name or address is incorrect, or if you receive two claim numbers for the same injury or death, please notify OWCP as soon as possible.

Office of Workers' Compensation Programs (OWCP)

U.S. Department of Labor
Employment Standards Administration
Office of Workers' Compensation Programs

Official Business
Penalty for Private Use, \$300

Form CA-801, Rev. 9/92

OWCP has received a report of injury for the employee whose name appears on the face of this card. Also shown is the date of injury and the assigned claim number. All correspondence relating to this claim should be forwarded to OWCP and should make reference to the employee, date of injury, and claim number. Also, all physicians, hospitals, pharmacies, and so forth should be advised to include their Employer Identification Number (Federal tax identification) on all bills submitted for payment. The employee should be supplied with a copy of the AMA "Health Insurance Claim Form" (OWCP-1500a) and a copy of the FECA instructions for completing the form, and should be advised that bills, other than hospital and pharmacy bills, must be submitted on this form. The FECA Claim Number should be written in Block 8.

If the words "LIMITED MEDICAL ONLY" appear below the claim number, OWCP will not provide either the agency or the employee with written notification regarding the disposition of this claim, and you should presume that the claim has been accepted for limited medical expenses only and closed by OWCP unless notified otherwise. If claims for wage loss or medical treatment of a prolonged nature are submitted, further development leading to adjudication will be undertaken by OWCP as warranted.

If you have received two claim numbers for the same injury or if the individual identified is not employed by your agency, please notify OWCP immediately.

Office of Workers' Compensation Programs (OWCP)

HBK EL-505, INJURY COMPENSATION, DECEMBER 1995
FORMS

OWCP CA-1207 (continued)

APPLICATION FOR REINSTATEMENT OF LEAVE		
NOTE: Employee completes items 1 through 4.		
1. Name (<i>Last, first, middle</i>)		
2. Home Address (<i>Number, street, city, state, ZIP code</i>)		
3. I request reinstatement of my leave for the period from _____ through _____. (If leave was intermittent or involved partial day, show specific dates and hours for which compensation is claimed.)		
4. Check either block (a) or (b).		
(a) <input type="checkbox"/> I have refunded or made arrangements to refund all leave pay received. Please forward compensation direct to me.	(b) <input type="checkbox"/> I have arranged with my employing agency to refund only the difference between leave pay and compensation. Compensation due me should be paid to my employing agency.	
_____	_____	
<i>(Injured employee's signature)</i>	<i>(Date)</i>	
NOTE: Items 5 through 8 to be completed by an accountable officer of the employing agency. (In the Postal Service, by appropriate Postal Data Center)		
5. Name and Address of employing agency.	6. Total amount employee owes agency prior to any refund.	
7. Remarks:		
8. The employing agency agrees to allow the employee to "buy back" his/her leave. Leave records will or have been changed from "Leave With Pay" to "Leave Without Pay" for the period from _____ through _____.		
_____	_____	_____
<i>(Accountable Officer's Signature)</i>	<i>(Title)</i>	<i>(Date)</i>

HBK EL-505, INJURY COMPENSATION, DECEMBER 1995 FORMS

Form 35

PAYROLL SUMMARY AND CERTIFICATION			
MINNEAPOLIS ISSC ASC FC U S POSTAL SERVICE 1 FEDERAL DR FORT SNELLING MN 55111-9610	PAYROLL PERIOD PAY PERIOD 00 YEAR 1995 FROM 00-00-95 TO 00-00-95		VOUCHER NUMBER P-000 CHECK SYMBOL 8710
NET PAPER PAYMENT TO EMPLOYEES		0.00	PAYMENT DESCRIPTION PAYROLL
SOCIAL SECURITY	0.00		
CIVIL SERVICE RETIREMENT	0.00		
MEDICARE WITHHOLDING TAX	0.00		
FEDERAL WITHHOLDING TAX	0.00		
HEALTH BENEFIT	0.00		
STATE WITHHOLDING TAX	0.00		
LOCAL WITHHOLDING TAX	0.00		
UNION DUES	0.00		
POST OFFICE INDEBT	0.00		
POST OFFICE INDEBT TERM. LEAVE	0.00		
OTHER AGENCY INDEBT	0.00		
CHILD SUPPORT:			
DIRECT PAYMENT	0.00		
PAY ADMIN AMT	0.00		
TAX LEVY	0.00		
GARNISHMENT:			
DIRECT PAYMENT	0.00		
ESCROW	0.00		
PAY ADMIN AMT	0.00		
OPTIONAL GROUP LIFE INSURANCE	0.00		
U S SAVINGS BONDS	0.00		
CHARITY	0.00		
MISC INSURANCE:			
APWU - VBP INS (EFT)	0.00		
MALH - HIP INS (EFT)	0.00		
NALC - MBA INS (EFT)	0.00		
TRVLR INS	0.00		
FSA HEALTH CRE	0.00		
FSA DEPENDENT CARE	0.00		
THRIFT SAVINGS PLAN LOAN (EFT)	0.00		
THRIFT SAVINGS PLAN	0.00		
ALLOTMENTS (EFT)	0.00		
MILITARY BUY BACK	0.00		
NET - TO - BANK (EFT)	0.00		
GROSS PAYMENT		0.00	DATE OF CHECK 00/00/1995 NUMBER OF VALID CHECKS 0 NUMBER OF VOIDED CHECKS 0
ATLERNATE TRANSPROTATION I. P.	0.00		ATTACHED IS THE LIST OF CHECK NUMBERS
EARNED INCOME CREDIT	0.00		
LAW ENFORCEMENT PREMIUM INSPECTORS	0.00		
RENT	0.00		
SPECIAL PAY ADJUSTMENT INSPECTORS	0.00		
TERRITORY COST OF LIVING ALLOWANCE	0.00		
CARRIER DIRVE-OUT AGREEMENT	0.00		
EQUIPMENT MAINTENANCE ALLOWANCE	0.00		
EMPLOYEE VEHICLE HIRE	0.00		
SPECIAL DELIVERY	0.00		
SUPERVISOR VEHICLE USE	0.00		
GROSS EARNINGS		0.00	
OFFICAL TITLE: Manager Scott Davis			
SIGNATURE:		DATE 4/3/95	


PS FORM 35, JANUARY 03 1995

HBK EL-505, INJURY COMPENSATION, DECEMBER 1995 FORMS

Form 50

EFFECTIVE DATE

SEQUENCE NO.



**NOTIFICATION OF
PERSONNEL ACTION**

SOCIAL SECURITY NO.

SUFFIX CODE

EMPLOYEE: SEE GENERAL INFORMATION ON REVERSE

EMPLOYEE INFORMATION		LAST NAME	FIRST NAME	INIT.	DATE OF BIRTH	VET PREF	PRIOR CSRS	TSP ELIG.	LIFE INS.	RET PLAN			
1	2	3	4	5	6	7	8	9	10	11			
LEAVE COMP.		SERVICE DATES ENTER ON DUTY		RETIREMENT COMP.	TSP-SCD	NEXT STEP PP-YR	NOT TO EXCEED PP-YR	PROBATION EXPIR. CODE	PP-YR	EMPL STATUS			
14	15	16	17	18	19	20	21	22	23	24			
LEAVE DATA		RSC		GRADE/STEP		HOURS	MILES	SP CODE	UNDER USPS	EMPL TYPE	GEN-DER	MINOR-ITY	HANDI-CAP
24	25	26	27	28	29	30	31	32	33	34	35	36	37
SVS. ANNIV. PP-YR		FROZEN CSRS		CRBL MIL SERV	CODE	LEVEL	ACADEMIC DATA YEAR	DISCIPLINE	POSTAL LIFE	RETIRED MILITARY	COLA		RURAL HRS. MI
38	39	40	41	42	43	44	45	46	47	48	49	50	51
MAILING ADDRESS—STREET/BOX/APT. NO.				CITY	ST.	ZIP + 4	DUTY STATION NAME						
51	52	53	54	55	56	57	58	59	60	61	62	63	64

POSITION INFORMATION		EMPLOYING OFFICE		PAY LOC.	MERIT LUMP SUM										
FINANCE NO.	NAME	ZIP + 4													
56	57	58	59	60	61										
DUTY STATION FINANCE NO.	LABOR DISTR.	DES/ACT	POS. TYPE	LIMIT TOUR	RATE CODE	ALLOW CODE	ORG COVER	RED CIRCLE	ROUTE NO.	L-RTE ID	PAY TYPE	TRU-WKLY	FLSA	COMMIT	GUARANTEED SALARY
63	64	65	66	67	68	69	70	71	72	73	74	75	76	77	78

NATURE OF PERSONNEL ACTION		RURAL CARRIER DATA			
NOA	NATURE OF ACTION DESCRIPTION	AUTHORITY	MERIT ANNIV.		
79	80	81	82	83	84
REMARKS	84 CODE	85 CODE	86 CODE	87 CODE	88

SERVICE HISTORY INFORMATION							
NOA	NOA DESCRIPTION	EFF DATE	OCCUPATION CODE	POSITION TITLE	RSC	GRADE/STEP	SALARY
1st							
-6							
-5							
-4							
-3							
-2							
-1							
CUR							
89	90	91	92	93	94	95	96

AUTHORIZATION

DATE

OPF FINANCE NO.

PS Form 50, May 1988
Exception to Standard Form 50
(Mar. 1987 Edition Usable)

1 — EMPLOYEE COPY

HBK EL-505, INJURY COMPENSATION, DECEMBER 1995 FORMS

Form 50 (continued)

NOTICE TO EMPLOYEE

Keep this document for your records. It is your copy of the official record of a personnel action affecting your employment. If you notice any errors on this document, promptly notify your supervisor or personnel office to have your record corrected.

EXPLANATION OF CODES

- 9—Veteran Preference
 1-No 4-10 pt. Comp., less than 30%
 2-5 pt. 5-10 pt. Other
 3-10 pt. Disabl. 6-10 pt. Comp., 30% or greater
- 12—Life Insurance
 A-Ineligible D-Current (\$10,000)
 B-Waived E-Family Coverage
 C-Regular Coverage Only F-Current Optional & Family
 (See Personnel Office for explanation of additional codes G-Z.)
- 13—Retirement Plan
 1-CSRS 4-Excluded 7-Reserved/PRC
 2-FICA 5-CSRS/FICA 8-FERS
 *3-CSRS *6-CSRS/FICA *9-FERS
 A-FERS Transferee *B-FERS Transferee
 *Inspection Service
- 26—Leave Type
 1-Normal 2-Earn as you go 3-No leave
- 36—Minority Code
 A-American Indian or D-Hispanic
 Alaskan Native E-White, not of Hispanic
 B-Asian or Pacific Islander origin
 C-Black, not of Hispanic origin
 (See Personnel Office for explanation of additional codes.)
- 37—Handicap Code
 (See Personnel Office for explanation of codes.)
- 39—Service Anniversary PP-YR
 (See Personnel Office)
- 42—Academic Discipline 43-44-45—Academic Discipline
 1—Supervisory Position (See Personnel Office)
 2—Non-Supervisory Position
- 95—Rate Schedule Code
 A-MTEC & Supply Ctrs M-Mail Handlers
 B-Aux Rural, RCR, RCA N-PDCs
 C-Mail Equip Shops P-PS
 E-EAS R-Rural
 F-EAS Postmaster S-PCES
 G-Nurses Bargaining T-Tool & Die Shop
 K-HQ Operating Svs Div U-Attorney
 L-PMR/LR Y-Postal Police Officers
- Special Salary Code
 A-Saved Grade
 G-Guaranteed Salary
 L-Below Minimum
 R-Reemployed Annuitant

I. CONDITIONS PERTINENT TO ALL TYPES OF PERSONNEL ACTION

The personnel action identified on the face of this form is subject to all applicable laws, rules, and regulations governing postal employment. The action may be corrected or cancelled if not in accordance with all legal requirements, or if based upon your misrepresentation or fraud.

In addition, the level of the position to which you are officially assigned may be reviewed and corrected by your personnel office.

PS Form 50, May 1988 (PART 1 REVERSE)

II. INFORMATION ABOUT APPOINTMENTS

Appointments to positions in the Postal Service: The Postal Service places most positions in the "Postal Career Service." The Postal Service sets qualification requirements and controls recruitment for such positions. As a general rule, persons selected from Postal Service registers to fill continuing jobs are given career appointments. Such appointments are secured through direct competition with other members of the general public seeking similar work.

The indicated period (Item 22) following a nontemporary competitive appointment generally is a probationary period, during which period an appointee must demonstrate his/her full competence and fitness for employment. Transfers, promotions, demotions and reassignments during a probationary period are subject to completion of probation.

Temporary or casual appointments do not confer career status and do not lead to a career appointment without some further examination or qualification. Temporary or casual appointments are made when there is no continuing need for a person's service, regardless of the manner in which he/she qualified for appointment. Acceptance of such appointment will not remove a person's name from an employment register on which he/she may later be reached for career appointment.

An employee in the Postal Career Service may transfer non-competitively to a career civil service position in another Federal agency under certain conditions. The personnel office of the Federal agency to which you are seeking a transfer will explain the requirements.

III. INFORMATION ABOUT YOUR STATUS AFTER SEPARATION

If you are separated or placed in a nonpay status for an extended period, your personnel office will furnish you with Standard Form 8 explaining your rights for unemployment insurance benefits. If you were covered by the Civil Service Retirement System or Federal Employees' Group Life Insurance, you have previously been furnished certificates describing those programs; you can refer to such certificates for information regarding your rights and possible benefits after separation.

You will be given any lump sum payment that may be due you for annual leave at the time of separation. Refund of an appropriate portion of this payment will be required if you are reemployed in a Federal agency in a position under the same leave system during the period covered by such payment.

IV. AVAILABILITY OF FURTHER INFORMATION

Consult your supervisor if you have questions about the above statements or the entries on the front of this form. If your questions are technical, your supervisor may refer you to your personnel office, which will have copies of Postal Service manuals and regulations, as well as your individual record, and can then best explain how they apply in your case.

HBK EL-505, INJURY COMPENSATION, DECEMBER 1995
FORMS

Form 202

54772



Health Benefits Refund Payment Authorization

Instructions

This is to authorize payment to this employee for refund due on excess withholdings on health benefits premium from the OWCP compensation payments.

Name (Employee/Applicant)	Social Security Number
Address (City, State, ZIP + 4)	MSC Name
Health Benefits Code	Finance Number
Periods Covered	Amount to Be Paid
<i>(Office Use Only)</i>	Signature of Authorizing Official
	Approval by MSC Manager or Designee

PS Form 202, October 1984

1 - Injury Compensation

HBK EL-505, INJURY COMPENSATION, DECEMBER 1995
FORMS

Form 557

U.S. Postal Service — Inspection Service		Date	
APPLICATION FOR REWARD			
To: Postal Inspector in Charge		I hereby make application for reward for services rendered in connection with the arrest and conviction of the offender named below.	
1. Full Name of Offender		2. Date and Nature of Crime	
3. Date of Conviction (Make claim on this form or by letter within six months of conviction.)		4. Did You Arrest Offender (If Yes, Name the persons who assisted in arrest in Item 5.) <input type="checkbox"/> Yes <input type="checkbox"/> No	
5. Name of Persons, If Any, Who Assisted in Arrest			
If arrest was made on the basis of information furnished by another person, give the name and address of that person in Item 6.		6. Name and Address of Informant	
7. Did You Appear As A Witness? <input type="checkbox"/> Yes <input type="checkbox"/> No		8a. Did You Receive Witness Fees? <input type="checkbox"/> Yes <input type="checkbox"/> No	
		8b. If Yes, Enter Amount	9. Hours or Days Devoted to Case
10. Did You Incur Any Expenses in Conjunction With Your Services? (If Yes, Complete Item 11.) <input type="checkbox"/> Yes <input type="checkbox"/> No		11. Itemized List of Expenses	
12. Have You Been Compensated From Any Source for Your Service and Expenses? (If Yes, Complete Item 13.) <input type="checkbox"/> Yes <input type="checkbox"/> No		13. Nature and Extent of Compensation	
14. Describe in Detail the Services You Rendered (Use Reverse If Necessary)			
<p>Each person must file a claim for reward in his own behalf. The U.S. Postal Service will not recognize agreements which are designed to permit one of a group of persons to obtain a reward and share it with the remaining members of the group.</p> <p>NOTE — Severe penalties are provided for making, or causing to be made, any false or fraudulent statements in connection with this type of claim. See 18 U.S.C. 287 and 1001.</p>		15. Printed Name of Applicant	16. Social Security Number
		17. Signature of Applicant and Date	
		18. Street Address (Include Apt. or Suite Number)	
		19. City, State, and ZIP+4	
		20. Occupation at Time of Service	

PS Form 557, June 1986

HBK EL-505, INJURY COMPENSATION, DECEMBER 1995 FORMS

Form 1314 (front and reverse)

U.S. Postal Service

WK	Actual Weekly Hours		Days Assigned Carrier Absent (codes on reverse)					Daily Overtime		Training Hours		COP Hours	Limited Duty Hours		Travel Hours		Des.	Route No.	FLSA	Year	PP					
	Hours	100s	Sat.	Mon.	Tue.	Wed.	Thur.	Fri.	Hours	100s	Hours	100s	Hours	100s	Hours	100s	Route Dev.	GT Veh.	Miles Omit		Xmas Assist Work Hours					
	Hours	100s							Hours	100s	Hours	100s	Hours	100s	Hours	100s					Hours	100s				
1																										
2																										
Week 1 Information												Week 2 Information														
Des	Name of Relief Carrier						Social Security Number						Actual Weekly Hours		Tr	No EM	EM	Whole Miles		Actual Weekly Hours		Tr	No EM	EM	Whole Miles	
													Hours	100s				Dev +	Omit -	Hours	100s				Dev +	Omit -
													Hours	100s						Hours	100s					
													Hours	100s						Hours	100s					
													Hours	100s						Hours	100s					
													Hours	100s						Hours	100s					
													Hours	100s						Hours	100s					
This certifies that the above carrier rendered service in compliance with Postal regulations.												Postmaster's Signature						Date						Carrier's Initials		

REGULAR RURAL CARRIER TIME CERTIFICATE

P.S. Form 1314, May 1994

Identify all Absences with the following codes:

- | | |
|---------------------------------|----------------------------------------|
| A - Annual Leave | O - Other Leave * |
| C - Cont. of Pay | F - QWL/EI |
| D - Donated Leave | X - Relief Day Taken (Previous "R") ** |
| P - Work Hours Other Than Rural | R - Relief Day Worked (No Sub) |
| H - Holiday Leave | S - Sick Leave |
| V - Holiday Work | Z - Steward Duty |
| W - IOD/LWOP | T - Training |
| L - Leave w/o Pay | K - 10-Day Route |
| E - Limited Duty | J - 11-Day Route |
| M - Military Leave | |


* When "Other Leave" is recorded, reason must be given. Explanation:

**Relief day taken for working previous "R" day. Does not apply to substitute rural carriers (Des 72), or rural carrier associates (Des 74), or newly appointed regular rural carriers with FLSA code of "A".

PS Form 1314, May 1994 (Reverse)

HBK EL-505, INJURY COMPENSATION, DECEMBER 1995
FORMS

Form 1769

	<h1>Accident Report</h1>
<h2>Instructions</h2>	
<p>General Information</p>	<p>The supervisor of the employee or operation involved must complete this form for all accidents regardless of extent of injury or amount of damage. Review all instructions and codes before completing this form. The Safety and Health office is available for assistance.</p> <p>Information forwarded to the Office of Workers' Compensation Programs (OWCP) must not differ from information on this form.</p>
<p>Multiple Person Accidents</p>	<p>When more than one person is injured as a result of the accident, complete a separate form for each individual and use the same accident number on each form. Complete all items for the first person including the narrative. For additional persons involved, complete only Items 1-4, 37-55. Note: If more than one postal employee is involved in the accident, follow the instructions outlined above, regardless of whether there was injury or not.</p>
<p>Submission Procedures</p>	<ol style="list-style-type: none"> 1. The supervisor must complete this form within 24 hours of the date of the accident, the diagnosis of illness, or the date they were notified of the situation. The next level supervisor must verify all information on the form. 2. The Manager, Safety and Health Services at the Division has the responsibility for reviewing the accuracy of the coding submitted on each PS Form 1769, <i>Accident Report</i>, or electronically entered into the Human Resources Information System (HRIS) Safety and Health Subsystem and accident log. If the codes on PS Form 1769 do not match with the narrative submitted by the supervisor of the employee or operation involved, the Manager, Safety and Health Services, is responsible for resolving the inconsistency. 3. The installation head forwards the original accident report to the safety office within 3 calendar days of the accident. 4. The local office must retain a copy of all reports (reportable or nonreportable) in that office for a 5-year period. Incorrectly filed or improperly coded 1769s may be returned to the originating office by the safety office. These must be corrected and resubmitted within 3 calendar days of receipt. 5. The safety office must: <ul style="list-style-type: none"> • review the completed form to ensure accuracy of codes; • coordinate any changes with the reporting office; • complete necessary items; • assign number and enter the accident information into the HRIS Safety and Health Subsystem within 1 calendar day of receipt, and; • retain the original copy for a period of 5 years.
<p>Determining Reportable Accidents</p>	<p>The safety office assigns a number on all forms (Item 4), using HRIS guidelines, for both reportable and nonreportable incidents, including unadjudicated occupational illness cases, when it covers any of the following kinds of injuries, illnesses or damages:</p> <ol style="list-style-type: none"> 1. All occupational traumatic injuries to postal employees regardless of whether the employee elects to file a Form CA-1 (<i>Federal Employee Notice of Traumatic Injury & Claim for Continuation of Pay/Compensation</i>) or a Form CA-6 (<i>U.S. Dept. of Labor — Official Superiors Report of Employee's Death</i>) is submitted to OWCP, and regardless of whether or not the OWCP claim is controverted. <p>EXCEPTION: A First Aid case must be logged and coded "6" in Item 44 of this form. The report must be held as a nonreportable case at the safety office, when first aid care (NOT exceeding 2 visits) is provided by postal medical/health units or contract treating facilities unless the accident involves property damage such as may occur with a motor vehicle accident.</p> <p>NOTE: Cases with medical dispositions for limited duty are not to be coded as first aid injuries.</p> 2. All occupational illnesses, including heart attacks, if a CA-2 (<i>Federal Employee's Notice of Occupational Disease and Claim for Compensation</i>) or CA-6 is submitted to OWCP. <p>EXCEPTION: If an occupational illness, the form must be forwarded to the safety office for recording in the HRIS. These cases will be logged, assigned a reporting code and number, pending adjudication by the OWCP. Safety offices are to monitor OWCP decisions and amend the status of the case in the HRIS. Instructions for amendments/deletions are included in HRIS Safety and Health Updates.</p> 3. Injuries or fatalities to non-postal persons on postal premises. 4. All motor vehicle accidents. 5. Property damage of \$500 or more, regardless of ownership. 6. Fire damage of \$100 or more regardless of ownership.
<p>Adjustments and Deletions</p>	<p>Whenever there is a change in status, or if you discover an error in a previously filed 1769, within 3 calendar days send a copy of the Form 1769 and written justification and documents supporting the amendment/deletion to the servicing safety office for action.</p>

HBK EL-505, INJURY COMPENSATION, DECEMBER 1995
FORMS

Form 1769 (continued)

**Instructions for
Items 1-61**

Item 1: **Post Office, Station, Branch, Unit** (*City, State & ZIP Code*) — Self-explanatory.

Item 2: **Finance Number** — Self-explanatory.

Item 3: **Installation ID** — The Installation ID is a 4-digit code.

Item 4: **Accident Number** — The safety office assigns numbers in ascending order, through HRIS, starting each FY with 0001, then 0002, etc. Keep a record of used numbers as duplicate or missing numbers will initiate unnecessary correspondence. Start with 0001 the following FY.

Item 5: **Kind of Accident** — Check the appropriate box.

Motor Vehicle — Any mechanically or electrically powered device designed for movement, not operated on rails, upon which or by which any person or property can be transported or drawn upon a land highway. The load on a motor vehicle is considered part of the vehicle.

Do **not** consider equipment such as vehicles operated on fixed rails, fork lifts, bicycles, or similar equipment as motor vehicles.

A motor vehicle accident is any accident involving a motor vehicle which is operated on official postal business, regardless of the ownership of the vehicle and which results in death, injury or property damage of one dollar or more, unless the vehicle is legally parked (*see note below*). Who was injured, what property was damaged or to what extent, where the accident occurred, or who was responsible is not a factor.

NOTE: A legally parked vehicle is one in which the engine is turned off, the driver is not operating the controls, and the vehicle is parked where it is legal to do so. Temporarily "stopping" a vehicle without turning off the ignition, to load or unload mail, property, or persons, or a vehicle stopped at a sign, signal, police signal, or stalled in traffic, does not constitute a legally parked vehicle. If special written permission has been granted by law enforcement or municipal authorities to park in designated "No Parking" areas, and the postal vehicle is otherwise properly parked, the event may be classified as a parked industrial accident.

Natural Event — A natural event accident is any occurrence limited solely to property damage caused by such natural events as hurricane, flood, lightning, earthquake, volcano, hail, etc.

Other — This code is used to identify incidents involving vandalism or where only a non-employee was in an accident on postal premises. It shall not be used for incidents involving "on duty" postal employees. Example: A customer falls in a postal lobby.

Item 6: **Fire Involved** — Check appropriate box on the form: if box 2 or 3 is checked, Item 23 must be a fire code (#300-369).

1. — None.

2. — Building and Contents refers to any type of structure as well as all equipment, vehicles, stores, supplies, or material on, under, or within the structure.

3. — Other includes open storage, fires in collection or relay boxes, vehicles, or any other fires not in a building.

Item 7: **Accident Resulted in** — Check applicable box. If box 2 or 3 is checked also complete items 9 & 10. If box 4 is checked, this is a no incident, nonreportable case. There is no requirement to file a report. That is, no injury or property damage occurred as a result of incident.

Item 8: **Was On-Site Investigation Conducted By Immediate Supervisor?** — Check one.

HBK EL-505, INJURY COMPENSATION, DECEMBER 1995
FORMS

Form 1769 (continued)

Item 9:	<p>Ownership of Damaged Property — If there was property damage select appropriate codes from the lists below:</p> <table border="0" style="width: 100%;"> <tr> <td style="vertical-align: top;"> <p>a. Postal</p> <p>0 — Not Applicable 1 — Postal</p> </td> <td style="vertical-align: top;"> <p>b. Non-Postal</p> <p>0 — Not Applicable 2 — Other government agency 3 — Private party 4 — Employee's personal property used in postal operation, including privately owned rural carrier vehicles 5 — Hired, leased, or rented 6 — Contractor working on premises 7 — Star route or messenger 8 — Other (<i>explain in narrative</i>) 9 — Combination of the above</p> </td> </tr> </table>	<p>a. Postal</p> <p>0 — Not Applicable 1 — Postal</p>	<p>b. Non-Postal</p> <p>0 — Not Applicable 2 — Other government agency 3 — Private party 4 — Employee's personal property used in postal operation, including privately owned rural carrier vehicles 5 — Hired, leased, or rented 6 — Contractor working on premises 7 — Star route or messenger 8 — Other (<i>explain in narrative</i>) 9 — Combination of the above</p>										
<p>a. Postal</p> <p>0 — Not Applicable 1 — Postal</p>	<p>b. Non-Postal</p> <p>0 — Not Applicable 2 — Other government agency 3 — Private party 4 — Employee's personal property used in postal operation, including privately owned rural carrier vehicles 5 — Hired, leased, or rented 6 — Contractor working on premises 7 — Star route or messenger 8 — Other (<i>explain in narrative</i>) 9 — Combination of the above</p>												
Item 10:	<p>Estimated Property Damage (round to nearest dollar) — (<i>For example, \$987.65 must be written as \$ 0 0 0 9 8 8</i>) — When possible, coordinate estimates with the managers of fleet operations, plant maintenance or procurement services.</p> <p>a. Enter all postal damage here. b. Enter all non-postal damage here. (<i>including privately owned rural carrier vehicles</i>)</p>												
Item 11:	<p>Accident Date — Use numerals. For example, February 28, 1991, must be written as 02/28/91.</p>												
Item 12:	<p>Time of Day Accident Happened — Use 24 hour clock. For example, 1:05 PM must be written as 1305, or 1:45 PM must be written as 1345.</p>												
Item 13:	<p>Day of Week — Check one.</p>												
Item 14:	<p>Weather — Enter the code from the following list that best describes the weather at the accident scene.</p> <table border="0" style="width: 100%;"> <tr> <td style="vertical-align: top;"> <p>1. — Clear 2. — Cloudy 3. — Rain</p> </td> <td style="vertical-align: top;"> <p>4. — Snow 5. — Fog 6. — Sleet 9. — Not applicable (<i>if accident happened indoors</i>)</p> </td> </tr> </table>	<p>1. — Clear 2. — Cloudy 3. — Rain</p>	<p>4. — Snow 5. — Fog 6. — Sleet 9. — Not applicable (<i>if accident happened indoors</i>)</p>										
<p>1. — Clear 2. — Cloudy 3. — Rain</p>	<p>4. — Snow 5. — Fog 6. — Sleet 9. — Not applicable (<i>if accident happened indoors</i>)</p>												
Item 15:	<p>General Description of Accident Area — Enter the code from the following list that best describes the neighborhood.</p> <table border="0" style="width: 100%;"> <tr> <td style="vertical-align: top;"> <p>1. City business 2. City residential 3. Suburban business</p> </td> <td style="vertical-align: top;"> <p>4. Suburban residential 5. Rural 9. Not Applicable (use this code when accident occurs on postal premises)</p> </td> </tr> </table>	<p>1. City business 2. City residential 3. Suburban business</p>	<p>4. Suburban residential 5. Rural 9. Not Applicable (use this code when accident occurs on postal premises)</p>										
<p>1. City business 2. City residential 3. Suburban business</p>	<p>4. Suburban residential 5. Rural 9. Not Applicable (use this code when accident occurs on postal premises)</p>												
Item 16:	<p>Building Where Accident Happened — If the accident happened in, or on the premises of a specific building, enter the appropriate code from the following list:</p> <p>Postal</p> <table border="0" style="width: 100%;"> <tr> <td colspan="2">Associate Office</td> </tr> <tr> <td style="vertical-align: top;"> <p>01 Category A-G P.O. 03 Category H-J P.O. 05 Category K P.O. 06 Category L P.O.</p> </td> <td style="vertical-align: top;"> <p>13 Headquarters Office 14 Postal Data Center 15 Supply Center 16 Mail Equipment Shop 18 Independent Mail Processing Center 19 Mail Bag Depository and Repair Center 22 Railroad Terminal 23 Truck Terminal 24 Bulk Mail Center 25 Postal Training Facility 26 Other</p> </td> </tr> <tr> <td colspan="2">Station/Branch</td> </tr> <tr> <td style="vertical-align: top;"> <p>02 Category A-G 04 Category H-J</p> </td> <td></td> </tr> <tr> <td style="vertical-align: top;"> <p>07 Division — Main Office 08 MSC — Main Office 10 Vehicle Maintenance Facility 11 Airmail Facility 12 Regional Office</p> </td> <td></td> </tr> </table> <p>Non-Postal</p> <table border="0" style="width: 100%;"> <tr> <td style="vertical-align: top;"> <p>50 Other government building 51 Customer's building/premises 97 Other (<i>Explain in narrative</i>) 99 Not applicable</p> </td> <td></td> </tr> </table>	Associate Office		<p>01 Category A-G P.O. 03 Category H-J P.O. 05 Category K P.O. 06 Category L P.O.</p>	<p>13 Headquarters Office 14 Postal Data Center 15 Supply Center 16 Mail Equipment Shop 18 Independent Mail Processing Center 19 Mail Bag Depository and Repair Center 22 Railroad Terminal 23 Truck Terminal 24 Bulk Mail Center 25 Postal Training Facility 26 Other</p>	Station/Branch		<p>02 Category A-G 04 Category H-J</p>		<p>07 Division — Main Office 08 MSC — Main Office 10 Vehicle Maintenance Facility 11 Airmail Facility 12 Regional Office</p>		<p>50 Other government building 51 Customer's building/premises 97 Other (<i>Explain in narrative</i>) 99 Not applicable</p>	
Associate Office													
<p>01 Category A-G P.O. 03 Category H-J P.O. 05 Category K P.O. 06 Category L P.O.</p>	<p>13 Headquarters Office 14 Postal Data Center 15 Supply Center 16 Mail Equipment Shop 18 Independent Mail Processing Center 19 Mail Bag Depository and Repair Center 22 Railroad Terminal 23 Truck Terminal 24 Bulk Mail Center 25 Postal Training Facility 26 Other</p>												
Station/Branch													
<p>02 Category A-G 04 Category H-J</p>													
<p>07 Division — Main Office 08 MSC — Main Office 10 Vehicle Maintenance Facility 11 Airmail Facility 12 Regional Office</p>													
<p>50 Other government building 51 Customer's building/premises 97 Other (<i>Explain in narrative</i>) 99 Not applicable</p>													

HBK EL-505, INJURY COMPENSATION, DECEMBER 1995
FORMS

Form 1769 (continued)

Item 17:	<p>Work Location — Enter the code from the following list that best describes the type of work area or type of route where the employee was working.</p> <p>On Postal Premises</p> <table border="0"> <tr><td>01</td><td>Facing tables</td><td>33</td><td>Cancellation</td></tr> <tr><td>02</td><td>Processing metered mail</td><td>34</td><td>Dispatching; staging area</td></tr> <tr><td>03</td><td>Outgoing letter primary</td><td>35</td><td>Outgoing newspaper</td></tr> <tr><td>04</td><td>Outgoing letter secondary</td><td>36</td><td>Incoming newspaper</td></tr> <tr><td>06</td><td>Outgoing flat primary</td><td>37</td><td>Sack examination area</td></tr> <tr><td>07</td><td>Outgoing flat secondary</td><td>38</td><td>NMO and irregulars</td></tr> <tr><td>09</td><td>Outgoing parcel post primary</td><td>39</td><td>OCR — optical character reader</td></tr> <tr><td>10</td><td>Outgoing parcel post secondary</td><td>40</td><td>Bar Code Sorter</td></tr> <tr><td>12</td><td>Outgoing small parcels & rolls primary</td><td>42</td><td>Office work</td></tr> <tr><td>13</td><td>Outgoing small parcels & rolls secondary</td><td>43</td><td>Miscellaneous non-mail handling activities by Mailing Division employees</td></tr> <tr><td>15</td><td>Incoming letter primary</td><td>45</td><td>Computerized Forwarding System</td></tr> <tr><td>16</td><td>Incoming letter secondary</td><td>47</td><td>Registry</td></tr> <tr><td>17</td><td>Incoming flat primary</td><td>48</td><td>Carrier—office work</td></tr> <tr><td>18</td><td>Incoming flat secondary</td><td>49</td><td>Dock & platform area</td></tr> <tr><td>19</td><td>Incoming parcel post primary</td><td>51</td><td>Sorting machine cat walks, drive platform, and maintenance areas</td></tr> <tr><td>20</td><td>Incoming parcel post secondary</td><td>52</td><td>Flat sorting machine (FSM)</td></tr> <tr><td>21</td><td>Sack shakeout; dumping</td><td>55</td><td>Others relating to fixed-mechanization</td></tr> <tr><td>22</td><td>Rewrap</td><td>56</td><td>Office area</td></tr> <tr><td>23</td><td>Box section/letter casing</td><td>57</td><td>Small parcel and bundle sorter</td></tr> <tr><td>24</td><td>Letter sorting machine (LSM)</td><td>58</td><td>Walk-in vault</td></tr> <tr><td>25</td><td>Parcel sorting machine</td><td>59</td><td>Banding unit</td></tr> <tr><td>26</td><td>Container loaders/unloaders</td><td>60</td><td>Lobby or customer areas</td></tr> <tr><td>27</td><td>Weighers section and related activities</td><td>61</td><td>ET, MPE shops</td></tr> <tr><td>28</td><td>Roller tables</td><td>62</td><td>Carpenter shops</td></tr> <tr><td>29</td><td>Sack sorting machine</td><td>63</td><td>Battery shop</td></tr> <tr><td>30</td><td>Rotary slides</td><td>64</td><td>Industrial vehicle shop</td></tr> <tr><td>31</td><td>Chutes</td><td>65</td><td>Custodial equipment room</td></tr> <tr><td>32</td><td>Culling operation</td><td>66</td><td>Other Maintenance area <i>(Explain in narrative)</i></td></tr> <tr><td></td><td></td><td>67</td><td>Parking/Maneuvering area</td></tr> <tr><td></td><td></td><td>68</td><td>Aisle/Passageway</td></tr> </table> <p>Off Postal Premises</p> <table border="0"> <tr><td>69</td><td>Express Mail route</td><td>78</td><td>Air route</td></tr> <tr><td>70</td><td>Foot route</td><td>79</td><td>Relay route</td></tr> <tr><td>71</td><td>Special delivery route</td><td>80</td><td>Park and loop</td></tr> <tr><td>72</td><td>Parcel post delivery</td><td>81</td><td>Depot</td></tr> <tr><td>73</td><td>Mounted route delivery</td><td>82</td><td>Maintenance</td></tr> <tr><td>74</td><td>Collection route</td><td>83</td><td>Enroute to servicing</td></tr> <tr><td>75</td><td>Rural route</td><td>84</td><td>Enroute from servicing</td></tr> <tr><td>76</td><td>Interstation route</td><td>85</td><td>Parking—maneuvering area</td></tr> <tr><td>77</td><td>Intercity route</td><td></td><td></td></tr> </table> <p>Miscellaneous</p> <table border="0"> <tr><td>87</td><td>Lunchroom/cafeteria</td><td>92</td><td>Elevator</td></tr> <tr><td>88</td><td>Rest room</td><td>93</td><td>Mail box</td></tr> <tr><td>89</td><td>Boiler room</td><td>94</td><td>Conveyor tunnel</td></tr> <tr><td>90</td><td>Machine room</td><td>97</td><td>Other</td></tr> <tr><td>91</td><td>Trash room or area</td><td>99</td><td>Not applicable</td></tr> </table>	01	Facing tables	33	Cancellation	02	Processing metered mail	34	Dispatching; staging area	03	Outgoing letter primary	35	Outgoing newspaper	04	Outgoing letter secondary	36	Incoming newspaper	06	Outgoing flat primary	37	Sack examination area	07	Outgoing flat secondary	38	NMO and irregulars	09	Outgoing parcel post primary	39	OCR — optical character reader	10	Outgoing parcel post secondary	40	Bar Code Sorter	12	Outgoing small parcels & rolls primary	42	Office work	13	Outgoing small parcels & rolls secondary	43	Miscellaneous non-mail handling activities by Mailing Division employees	15	Incoming letter primary	45	Computerized Forwarding System	16	Incoming letter secondary	47	Registry	17	Incoming flat primary	48	Carrier—office work	18	Incoming flat secondary	49	Dock & platform area	19	Incoming parcel post primary	51	Sorting machine cat walks, drive platform, and maintenance areas	20	Incoming parcel post secondary	52	Flat sorting machine (FSM)	21	Sack shakeout; dumping	55	Others relating to fixed-mechanization	22	Rewrap	56	Office area	23	Box section/letter casing	57	Small parcel and bundle sorter	24	Letter sorting machine (LSM)	58	Walk-in vault	25	Parcel sorting machine	59	Banding unit	26	Container loaders/unloaders	60	Lobby or customer areas	27	Weighers section and related activities	61	ET, MPE shops	28	Roller tables	62	Carpenter shops	29	Sack sorting machine	63	Battery shop	30	Rotary slides	64	Industrial vehicle shop	31	Chutes	65	Custodial equipment room	32	Culling operation	66	Other Maintenance area <i>(Explain in narrative)</i>			67	Parking/Maneuvering area			68	Aisle/Passageway	69	Express Mail route	78	Air route	70	Foot route	79	Relay route	71	Special delivery route	80	Park and loop	72	Parcel post delivery	81	Depot	73	Mounted route delivery	82	Maintenance	74	Collection route	83	Enroute to servicing	75	Rural route	84	Enroute from servicing	76	Interstation route	85	Parking—maneuvering area	77	Intercity route			87	Lunchroom/cafeteria	92	Elevator	88	Rest room	93	Mail box	89	Boiler room	94	Conveyor tunnel	90	Machine room	97	Other	91	Trash room or area	99	Not applicable
01	Facing tables	33	Cancellation																																																																																																																																																																														
02	Processing metered mail	34	Dispatching; staging area																																																																																																																																																																														
03	Outgoing letter primary	35	Outgoing newspaper																																																																																																																																																																														
04	Outgoing letter secondary	36	Incoming newspaper																																																																																																																																																																														
06	Outgoing flat primary	37	Sack examination area																																																																																																																																																																														
07	Outgoing flat secondary	38	NMO and irregulars																																																																																																																																																																														
09	Outgoing parcel post primary	39	OCR — optical character reader																																																																																																																																																																														
10	Outgoing parcel post secondary	40	Bar Code Sorter																																																																																																																																																																														
12	Outgoing small parcels & rolls primary	42	Office work																																																																																																																																																																														
13	Outgoing small parcels & rolls secondary	43	Miscellaneous non-mail handling activities by Mailing Division employees																																																																																																																																																																														
15	Incoming letter primary	45	Computerized Forwarding System																																																																																																																																																																														
16	Incoming letter secondary	47	Registry																																																																																																																																																																														
17	Incoming flat primary	48	Carrier—office work																																																																																																																																																																														
18	Incoming flat secondary	49	Dock & platform area																																																																																																																																																																														
19	Incoming parcel post primary	51	Sorting machine cat walks, drive platform, and maintenance areas																																																																																																																																																																														
20	Incoming parcel post secondary	52	Flat sorting machine (FSM)																																																																																																																																																																														
21	Sack shakeout; dumping	55	Others relating to fixed-mechanization																																																																																																																																																																														
22	Rewrap	56	Office area																																																																																																																																																																														
23	Box section/letter casing	57	Small parcel and bundle sorter																																																																																																																																																																														
24	Letter sorting machine (LSM)	58	Walk-in vault																																																																																																																																																																														
25	Parcel sorting machine	59	Banding unit																																																																																																																																																																														
26	Container loaders/unloaders	60	Lobby or customer areas																																																																																																																																																																														
27	Weighers section and related activities	61	ET, MPE shops																																																																																																																																																																														
28	Roller tables	62	Carpenter shops																																																																																																																																																																														
29	Sack sorting machine	63	Battery shop																																																																																																																																																																														
30	Rotary slides	64	Industrial vehicle shop																																																																																																																																																																														
31	Chutes	65	Custodial equipment room																																																																																																																																																																														
32	Culling operation	66	Other Maintenance area <i>(Explain in narrative)</i>																																																																																																																																																																														
		67	Parking/Maneuvering area																																																																																																																																																																														
		68	Aisle/Passageway																																																																																																																																																																														
69	Express Mail route	78	Air route																																																																																																																																																																														
70	Foot route	79	Relay route																																																																																																																																																																														
71	Special delivery route	80	Park and loop																																																																																																																																																																														
72	Parcel post delivery	81	Depot																																																																																																																																																																														
73	Mounted route delivery	82	Maintenance																																																																																																																																																																														
74	Collection route	83	Enroute to servicing																																																																																																																																																																														
75	Rural route	84	Enroute from servicing																																																																																																																																																																														
76	Interstation route	85	Parking—maneuvering area																																																																																																																																																																														
77	Intercity route																																																																																																																																																																																
87	Lunchroom/cafeteria	92	Elevator																																																																																																																																																																														
88	Rest room	93	Mail box																																																																																																																																																																														
89	Boiler room	94	Conveyor tunnel																																																																																																																																																																														
90	Machine room	97	Other																																																																																																																																																																														
91	Trash room or area	99	Not applicable																																																																																																																																																																														
Item 18:	<p>Specific Description of Accident Area — Enter the code from the following list that best describes the description of the accident area:</p> <table border="0"> <tr><td>1</td><td>Public street/road</td><td>6</td><td>Private road</td></tr> <tr><td>2</td><td>Public sidewalk</td><td>7</td><td>Highway</td></tr> <tr><td>3</td><td>Public alley</td><td>8</td><td>Expressway</td></tr> <tr><td>4</td><td>Non-Postal premises</td><td>9</td><td>Postal premises</td></tr> <tr><td>5</td><td>(Reserved)</td><td></td><td></td></tr> </table>	1	Public street/road	6	Private road	2	Public sidewalk	7	Highway	3	Public alley	8	Expressway	4	Non-Postal premises	9	Postal premises	5	(Reserved)																																																																																																																																																														
1	Public street/road	6	Private road																																																																																																																																																																														
2	Public sidewalk	7	Highway																																																																																																																																																																														
3	Public alley	8	Expressway																																																																																																																																																																														
4	Non-Postal premises	9	Postal premises																																																																																																																																																																														
5	(Reserved)																																																																																																																																																																																
Item 19:	<p>Route/Schedule/Operation Number — Enter the route/schedule/operation number on which the employee was working at the time of the accident. If the employee was not on a route or schedule, enter the operation number.</p>																																																																																																																																																																																
Item 20:	<p>Light — Enter the code from the following list that best describes the type of light in which the accident occurred.</p> <table border="0"> <tr><td>01</td><td>Dawn</td><td>04</td><td>Light provided but out</td></tr> <tr><td>02</td><td>Dark and unlighted</td><td>05</td><td>Daylight—clear</td></tr> <tr><td>03</td><td>Lighted or illuminated</td><td>06</td><td>Daylight—overcast</td></tr> <tr><td></td><td></td><td>07</td><td>Dusk</td></tr> </table>	01	Dawn	04	Light provided but out	02	Dark and unlighted	05	Daylight—clear	03	Lighted or illuminated	06	Daylight—overcast			07	Dusk																																																																																																																																																																
01	Dawn	04	Light provided but out																																																																																																																																																																														
02	Dark and unlighted	05	Daylight—clear																																																																																																																																																																														
03	Lighted or illuminated	06	Daylight—overcast																																																																																																																																																																														
		07	Dusk																																																																																																																																																																														

HBK EL-505, INJURY COMPENSATION, DECEMBER 1995
FORMS

Form 1769 (continued)

Item 21:	<p>Surface — Enter the code from the following list that best describes the type of surface on which the accident occurred.</p> <table border="0"> <tr> <td>01 Concrete</td> <td>07 Wood</td> </tr> <tr> <td>02 Blacktop</td> <td>08 Metal</td> </tr> <tr> <td>03 Brick and stone</td> <td>09 Sand</td> </tr> <tr> <td>04 Gravel</td> <td>10 Grass</td> </tr> <tr> <td>05 Dirt</td> <td>11 Other (<i>Explain in narrative</i>)</td> </tr> <tr> <td>06 Tile</td> <td>12 Carpet</td> </tr> </table>	01 Concrete	07 Wood	02 Blacktop	08 Metal	03 Brick and stone	09 Sand	04 Gravel	10 Grass	05 Dirt	11 Other (<i>Explain in narrative</i>)	06 Tile	12 Carpet																																																																																																																				
01 Concrete	07 Wood																																																																																																																																
02 Blacktop	08 Metal																																																																																																																																
03 Brick and stone	09 Sand																																																																																																																																
04 Gravel	10 Grass																																																																																																																																
05 Dirt	11 Other (<i>Explain in narrative</i>)																																																																																																																																
06 Tile	12 Carpet																																																																																																																																
Item 22:	<p>Surface Conditions — Enter the code from the following list that best describes the surface conditions on which the accident occurred.</p> <table border="0"> <tr> <td>01 Dry</td> <td>06 Oily or slick</td> </tr> <tr> <td>02 Wet</td> <td>08 Icy</td> </tr> <tr> <td>03 Muddy</td> <td>09 Uneven or potholes</td> </tr> <tr> <td>04 Snow</td> <td>10 Other (<i>Explain in narrative</i>)</td> </tr> <tr> <td>05 Loose sand or dirt</td> <td></td> </tr> </table>	01 Dry	06 Oily or slick	02 Wet	08 Icy	03 Muddy	09 Uneven or potholes	04 Snow	10 Other (<i>Explain in narrative</i>)	05 Loose sand or dirt																																																																																																																							
01 Dry	06 Oily or slick																																																																																																																																
02 Wet	08 Icy																																																																																																																																
03 Muddy	09 Uneven or potholes																																																																																																																																
04 Snow	10 Other (<i>Explain in narrative</i>)																																																																																																																																
05 Loose sand or dirt																																																																																																																																	
Item 23:	<p>Circumstances Leading to Injury or Damage — Enter the code from the following list that best describes the action or condition which caused the accident.</p> <p>Industrial</p> <table border="0"> <tr> <td colspan="2">General</td> <td colspan="2">Falls from elevation</td> </tr> <tr> <td>001 Caught in, under or between</td> <td></td> <td>050 On stairs/steps</td> <td></td> </tr> <tr> <td>002 Stepping in or on object (<i>not falling</i>)</td> <td></td> <td>051 From platforms</td> <td></td> </tr> <tr> <td>003 Tripping on or tripped by object (<i>not falling</i>)</td> <td></td> <td>052 From porches</td> <td></td> </tr> <tr> <td>004 Slipping and twisting (<i>not falling</i>)</td> <td></td> <td>053 From docks</td> <td></td> </tr> <tr> <td>005 Exposure to extreme temperatures</td> <td></td> <td>054 From curbs</td> <td></td> </tr> <tr> <td>006 Inhalation</td> <td></td> <td>055 From ramps</td> <td></td> </tr> <tr> <td>007 Striking against material or equipment</td> <td></td> <td>056 From chairs, stools</td> <td></td> </tr> <tr> <td>008 Jumping to or from places</td> <td></td> <td>057 From stationary vehicles</td> <td></td> </tr> <tr> <td>009 Stooping/bending</td> <td></td> <td>059 Into floor openings</td> <td></td> </tr> <tr> <td colspan="2">Animals</td> <td colspan="2">Lifting, pulling, pushing, throwing, keying</td> </tr> <tr> <td>010 Dog bite</td> <td></td> <td>080 Lifting from or to a higher level</td> <td></td> </tr> <tr> <td>011 Dog incident (<i>other than bite</i>)</td> <td></td> <td>081 Handling at same level</td> <td></td> </tr> <tr> <td>012 Other animal bite</td> <td></td> <td>090 Pulling from or to a higher level</td> <td></td> </tr> <tr> <td>013 Other animal incident (<i>not bites</i>)</td> <td></td> <td>091 Pulling at same level</td> <td></td> </tr> <tr> <td>014 Insect bite/sting</td> <td></td> <td>100 Pushing from or to a higher level</td> <td></td> </tr> <tr> <td colspan="2">Contact with</td> <td>101 Pushing at same level</td> <td></td> </tr> <tr> <td>020 Toxic substances</td> <td></td> <td>110 Throwing from or to a higher level</td> <td></td> </tr> <tr> <td>021 Caustic substances</td> <td></td> <td>111 Throwing at same level</td> <td></td> </tr> <tr> <td>022 Radiological substances</td> <td></td> <td>120 Repetitive motions/keying</td> <td></td> </tr> <tr> <td>023 Biological substances (<i>no syringe</i>)</td> <td></td> <td>121 Repetitive motions—other</td> <td></td> </tr> <tr> <td>024 Biological substances (<i>syringe</i>)</td> <td></td> <td>Struck by</td> <td></td> </tr> <tr> <td>025 Electric current</td> <td></td> <td>150 Falling objects</td> <td></td> </tr> <tr> <td>026 Chemical (<i>including dog spray</i>)</td> <td></td> <td>151 Flying objects</td> <td></td> </tr> <tr> <td>027 Hot or cold objects or substances</td> <td></td> <td>152 Material or equipment</td> <td></td> </tr> <tr> <td>028 Dust/foreign particle</td> <td></td> <td>Violence/Vandalism</td> <td></td> </tr> <tr> <td colspan="2">Falls on same level</td> <td>160 By postal employee(s)</td> <td></td> </tr> <tr> <td>040 To floors</td> <td></td> <td>161 By others</td> <td></td> </tr> <tr> <td>041 To sidewalks/ground</td> <td></td> <td>Legally Parked/Other</td> <td></td> </tr> <tr> <td>042 To street</td> <td></td> <td>170 On roadway</td> <td></td> </tr> <tr> <td></td> <td></td> <td>171 Off roadway</td> <td></td> </tr> <tr> <td></td> <td></td> <td>172 Rural carrier—off duty vehicle-related</td> <td></td> </tr> </table>	General		Falls from elevation		001 Caught in, under or between		050 On stairs/steps		002 Stepping in or on object (<i>not falling</i>)		051 From platforms		003 Tripping on or tripped by object (<i>not falling</i>)		052 From porches		004 Slipping and twisting (<i>not falling</i>)		053 From docks		005 Exposure to extreme temperatures		054 From curbs		006 Inhalation		055 From ramps		007 Striking against material or equipment		056 From chairs, stools		008 Jumping to or from places		057 From stationary vehicles		009 Stooping/bending		059 Into floor openings		Animals		Lifting, pulling, pushing, throwing, keying		010 Dog bite		080 Lifting from or to a higher level		011 Dog incident (<i>other than bite</i>)		081 Handling at same level		012 Other animal bite		090 Pulling from or to a higher level		013 Other animal incident (<i>not bites</i>)		091 Pulling at same level		014 Insect bite/sting		100 Pushing from or to a higher level		Contact with		101 Pushing at same level		020 Toxic substances		110 Throwing from or to a higher level		021 Caustic substances		111 Throwing at same level		022 Radiological substances		120 Repetitive motions/keying		023 Biological substances (<i>no syringe</i>)		121 Repetitive motions—other		024 Biological substances (<i>syringe</i>)		Struck by		025 Electric current		150 Falling objects		026 Chemical (<i>including dog spray</i>)		151 Flying objects		027 Hot or cold objects or substances		152 Material or equipment		028 Dust/foreign particle		Violence/Vandalism		Falls on same level		160 By postal employee(s)		040 To floors		161 By others		041 To sidewalks/ground		Legally Parked/Other		042 To street		170 On roadway				171 Off roadway				172 Rural carrier—off duty vehicle-related	
General		Falls from elevation																																																																																																																															
001 Caught in, under or between		050 On stairs/steps																																																																																																																															
002 Stepping in or on object (<i>not falling</i>)		051 From platforms																																																																																																																															
003 Tripping on or tripped by object (<i>not falling</i>)		052 From porches																																																																																																																															
004 Slipping and twisting (<i>not falling</i>)		053 From docks																																																																																																																															
005 Exposure to extreme temperatures		054 From curbs																																																																																																																															
006 Inhalation		055 From ramps																																																																																																																															
007 Striking against material or equipment		056 From chairs, stools																																																																																																																															
008 Jumping to or from places		057 From stationary vehicles																																																																																																																															
009 Stooping/bending		059 Into floor openings																																																																																																																															
Animals		Lifting, pulling, pushing, throwing, keying																																																																																																																															
010 Dog bite		080 Lifting from or to a higher level																																																																																																																															
011 Dog incident (<i>other than bite</i>)		081 Handling at same level																																																																																																																															
012 Other animal bite		090 Pulling from or to a higher level																																																																																																																															
013 Other animal incident (<i>not bites</i>)		091 Pulling at same level																																																																																																																															
014 Insect bite/sting		100 Pushing from or to a higher level																																																																																																																															
Contact with		101 Pushing at same level																																																																																																																															
020 Toxic substances		110 Throwing from or to a higher level																																																																																																																															
021 Caustic substances		111 Throwing at same level																																																																																																																															
022 Radiological substances		120 Repetitive motions/keying																																																																																																																															
023 Biological substances (<i>no syringe</i>)		121 Repetitive motions—other																																																																																																																															
024 Biological substances (<i>syringe</i>)		Struck by																																																																																																																															
025 Electric current		150 Falling objects																																																																																																																															
026 Chemical (<i>including dog spray</i>)		151 Flying objects																																																																																																																															
027 Hot or cold objects or substances		152 Material or equipment																																																																																																																															
028 Dust/foreign particle		Violence/Vandalism																																																																																																																															
Falls on same level		160 By postal employee(s)																																																																																																																															
040 To floors		161 By others																																																																																																																															
041 To sidewalks/ground		Legally Parked/Other																																																																																																																															
042 To street		170 On roadway																																																																																																																															
		171 Off roadway																																																																																																																															
		172 Rural carrier—off duty vehicle-related																																																																																																																															

Fires or Smoldering		Flammable liquids	
Electricity		330 Flooded carburetor	
300 Short circuit in wiring		339 Other (<i>Explain in narrative</i>)	
301 Overloaded wiring or switch		Other	
302 Defective wiring		350 Incendiarism (<i>deliberately set fire</i>)	
303 Motors or equipment		351 Lightning with fire ensuing	
309 Other (<i>Explain in narrative</i>)		352 Matches and smoking	
Explosion		353 Open flames, welding & torches	
310 Carburetor backfire		354 Overheated grease, tar, or wax (<i>Example: hot box</i>)	
311 Chemical		355 Spontaneous ignition	
312 Bomb		356 Stoves, furnaces and boilers	
319 Other (<i>Explain in narrative</i>)		368 Miscellaneous known causes	
Exposure		369 Undetermined cause of fire or smoldering	
320 From adjoining premises or space			

HBK EL-505, INJURY COMPENSATION, DECEMBER 1995
FORMS

Form 1769 (continued)

Item 23—Continued:

Motor Vehicle	700 Non-collision accidents
400 Rollaway—engine off	
401 Runaway—engine on	800 Not Elsewhere Classified
500 Collision or sideswipe with another vehicle—both vehicles in motion.	
600 Collision or sideswipe with a standing vehicle or Stationary object	

Item 24: **Item Causing the Actual Injury or Damage** — Select the code from the following list that best describes the actual article which inflicted the physical injury or damage to property. (*Specify manufacturer name, model no., etc. in narrative*)

Vehicle Powered	Mechanical Power Transmission Devices
001 Aircraft	070 Gears
005 Watercraft	071 Belts
009 Railroad	072 Chains, ropes, cables
	073 Drums, pulleys, sheaves
Specific Part of Highway Motor Vehicle	079 Other mechanical power transmission devices
010 Windshield	
011 Instrument panel—dashboard	Hand Tools
012 Delivery tray	080 Not powered
013 Driver's seat	081 Drills
014 Rider's seat	083 Grinder, buffer, sander
015 Steering wheel or column	085 Saw
016 Foot pedals	087 Hammers, riveter, air/pneumatic
017 Doors	089 Other hand tools
018 Windows	
019 Top structures	Machines Powered
020 Floor structures	100 Buffers, polishers, sanders, grinders
021 Cargo gate	101 Cancelling machines
022 Partition	102 Tying (<i>Plastic Strapping</i>)
023 Mirrors	106 Tying (<i>string</i>)
024 Gear shift	130 Electric arc welder
026 Visors	132 Drill press
027 Door or window handles	138 Sander
028 Moving cargo	140 Saw, circular
029 Cargo restraints	142 Saw, band
030 Operator restraints	201 Tray mail conveyors
031 Fenders	203 Other tray mail mechanization
032 Bumpers	204 Belt conveyors, parcels, sacks, and pouches
033 Wheels	208 Sack sorting machines
034 Grill	209 Parcel sorting machines — fixed
035 Hood	210 Small parcel and bundle sorting machine
Containers	211 Monorail conveyors
040 General purpose mail container (GPMC)	212 Towveyors
041 BMC/OTR	213 Diverters
042 BMC/In-house	216 Extendable conveyors
043 Letter tray transport	218 Chutes, slides or roller tables
044 Eastern Region mail container (ERMC)	220 Automatic fine culler
045 Large hampers with wheels (<i>1046</i>)	221 Other mail preparation mechanization
046 Small hampers with wheels (<i>1033</i>)	222 SPLSM
047 Wire mesh container	223 Other conveyors—powered
049 Other container	224 Other fixed mechanization
Vehicles—Industrial Powered	225 Portable conveyors
050 Fork lift	227 MPLSM—excluding dropper assembly
051 Tug	228 MPLSM—dropper assembly
052 Tractor	229 OCR Model KC2B
053 Verti lift	230 OCR Model 3560-PB
054 Personnel Carriers	231 OCR Model 885
055 Pallet lift	232 OCR Other Models
Vehicles—Industrial Not Powered	
061 Dollies	
062 Warehouse trucks (<i>2-wheeled hand trucks, some with folding nose</i>)	
063 Caddy carrier cart	
066 Nutting/platform truck	
067 Utility cart	
069 Other, industrial vehicles—not powered	

HBK EL-505, INJURY COMPENSATION, DECEMBER 1995
FORMS

Form 1769 (continued)

Item 24—Continued:	<p>Machines Powered, (Continued)</p> <p>233 BCS Model RA-9 234 BCS Model 880 260 BCS Model DBCS-990 261 BCS Model 925 235 BCS Other Models 236 FSM Model 775 237 FSM Other Models 238 Facer Canceler Mark II 239 Facer Canceler M-36 270 Facer Canceler FAM-885 240 Facer Canceler—Other Letter Mail 241 Flats Canceler—Model 15 242 Flats Canceler—Other Models 243 Vending Machines/Changers 244 Hamper Dumper 245 Pallet Dumper 246 Shoring Machine 247 Heat Seal Machine 248 Scissor Lift 249 Driverless Tractor 250 Keyboards (<i>typewriters, word processors, MPLSM Consoles, etc.</i>) 251 Video Display Terminal 299 Other machines not listed above</p> <p>Miscellaneous</p> <p>400 Acids 403 Alcohol 406 Animals (<i>other than dogs</i>), example: birds 409 Atmosphere (<i>cold or hot</i>) 412 Barrels and drums 418 Benches/work 421 Boilers/pressure vessels 424 Books 427 Bottles 433 Carbon dioxide/monoxide 439 Cases 440 Chairs, LSM 441 Chairs, other 442 Chemicals, detergents and chemical compounds 445 Cleaning compounds/soap 448 Clips (<i>paper</i>) 451 Clothing 457 Conveyors—non-powered 460 Counters 461 Curbs 466 Debris/trash/scrap/waste materials 469 Desks (<i>lobby</i>) 475 Docks/platforms 476 Dock plates or boards 478 Dogs 481 Doors 484 Drugs/illegal</p> <p>477 Dust 487 Electric apparatus (<i>other than tools</i>) 488 Elevator 490 Fasteners 497 File cabinets 493 Fire 496 Firearms 495 Floors 498 Foreign object 499 Furniture 502 Furnace 505 Gasoline 506 Ground 508 Guernsey (<i>hamper—no wheels</i>) 511 Heaters (<i>space</i>) 514 Hoisting apparatus 515 Hose 407 Insects 517 Knives</p>	<p>520 Ladders 551 Lawn mower 552 Lockbox 523 Lock/key LA/holder/rotary 532 Lockers (<i>clothing</i>) 535 Lumber/wood products 541 Mail (<i>too large for canceling machine</i>) 547 Mail boxes (<i>collection & storage</i>) 548 Mail boxes (<i>customer</i>) 553 Mail pouch racks (<i>to hang empties</i>) 556 Mail sack (<i>loose not bundled</i>) 557 Medicine 562 Newspapers (<i>bundled</i>) 564 Paper 565 Oil/petroleum products 568 Pallets/skids 566 Plastic bands/strapping 567 Porch 574 Rest bars 575 Ring knife 576 Sack buckle-hasp 578 Scissors 579 Sharp instrument 580 Shoes 583 Smoke 444 Snow blower 446 Solvents 586 Staples 589 Steam</p> <p>571 Stoves 590 Steps/stairs 592 Tire(s) 593 Welding slag/spark 601 Windows 605 Trees/branches/limbs 606 Stools 607 Sidewalks/street 608 Rubber bands</p> <p>Boxes, crates and containers</p> <p>710 Less than 10 lbs 711 11-20 lbs 712 21-40 lbs 713 41-70 lbs 714 71 lbs and over</p> <p>Mail Trays</p> <p>740 Less than 10 lbs 741 11-20 lbs 742 21-40 lbs 743 41-70 lbs 744 71 lbs and over</p> <p>Mail Sack/Pouch</p> <p>760 Less than 10 lbs 761 11-20 lbs 762 21-40 lbs 763 41-70 lbs 764 71 lbs and over</p> <p>Satchels</p> <p>770 Less than 10 lbs 771 11-20 lbs 772 21-40 lbs 773 41-70 lbs 774 71 lbs and over</p> <p>Other material/equipment</p> <p>780 Less than 10 lbs 781 11-20 lbs 782 21-40 lbs 783 41-70 lbs 784 71 lbs and over</p> <p>999 Other (<i>Explain in narrative</i>)</p>
--------------------	------------------------------------------------------------------------------------------------------------------------------------------------------------------------------------------------------------------------------------------------------------------------------------------------------------------------------------------------------------------------------------------------------------------------------------------------------------------------------------------------------------------------------------------------------------------------------------------------------------------------------------------------------------------------------------------------------------------------------------------------------------------------------------------------------------------------------------------------------------------------------------------------------------------------------------------------------------------------------------------------------------------------------------------------------------------------------------------------------------------------------------------------------------------------------------------------------------------------------------------------------------------------------------------------------------------------------------------------------------------------------------------------------------------------------------------------------------------------------------------------------------------------------------------------------------------------------------------------------------------------------------------------------------------------------------------------------------------------------------------------------------------------------------------------------------------------------------------------------------------------------------------------------------------------------------------	-------------------------------------------------------------------------------------------------------------------------------------------------------------------------------------------------------------------------------------------------------------------------------------------------------------------------------------------------------------------------------------------------------------------------------------------------------------------------------------------------------------------------------------------------------------------------------------------------------------------------------------------------------------------------------------------------------------------------------------------------------------------------------------------------------------------------------------------------------------------------------------------------------------------------------------------------------------------------------------------------------------------------------------------------------------------------------------------------------------------------------------------------------------------------------------------------------------------------------------------------------------------------------------------------------------------------------------------------------------------------------------------------------------------------------------------------------------------------------------------------------------------------------------------------------------------------------------------------------------------------------------------------------------------------------------------------------------------------------------------------

HBK EL-505, INJURY COMPENSATION, DECEMBER 1995 FORMS

Form 1769 (continued)

Item 29:	<p>Vehicle Type — For postal-owned vehicles enter the make/model code number from the most recent Fleet Management Bulletin. Be sure to use all 4 digits.</p> <p>If the accident involved non-postal vehicles, enter a code from the following list.</p> <table border="0"> <tr> <td>0091 Contract</td> <td>0095 GSA</td> </tr> <tr> <td>0092 Leased</td> <td>0096 Private—rural carriers (RHD)</td> </tr> <tr> <td>0093 Private—drive out agreements</td> <td>0098 Other vehicles used on official Postal operations</td> </tr> <tr> <td>0094 Private—rural carriers (LHD)</td> <td>0099 All others—non postal</td> </tr> </table>	0091 Contract	0095 GSA	0092 Leased	0096 Private—rural carriers (RHD)	0093 Private—drive out agreements	0098 Other vehicles used on official Postal operations	0094 Private—rural carriers (LHD)	0099 All others—non postal																
0091 Contract	0095 GSA																								
0092 Leased	0096 Private—rural carriers (RHD)																								
0093 Private—drive out agreements	0098 Other vehicles used on official Postal operations																								
0094 Private—rural carriers (LHD)	0099 All others—non postal																								
Item 30:	<p>Vehicle Path — Enter the code from the following list that best describes the movement of the vehicle immediately preceding the accident.</p> <table border="0"> <tr> <td>01 Straight ahead</td> <td>12 Jackknifing</td> </tr> <tr> <td>02 Left turn</td> <td>13 Running off road</td> </tr> <tr> <td>03 Right turn</td> <td>14 Pulling to curb/mailbox</td> </tr> <tr> <td>04 U-turn right</td> <td>15 Pulling from curb/mailbox</td> </tr> <tr> <td>05 U-turn left</td> <td>16 Unattended vehicle moving</td> </tr> <tr> <td>06 Passing</td> <td>17 Unattended vehicle stopped</td> </tr> <tr> <td>07 Being passed</td> <td>18 Legally parked</td> </tr> <tr> <td>08 Backing</td> <td>19 Entering curve</td> </tr> <tr> <td>09 Slowing</td> <td>20 Changing lane</td> </tr> <tr> <td>10 Stopped</td> <td>47 Other (Explain in narrative)</td> </tr> <tr> <td>11 Skidding</td> <td>49 Not applicable</td> </tr> </table>	01 Straight ahead	12 Jackknifing	02 Left turn	13 Running off road	03 Right turn	14 Pulling to curb/mailbox	04 U-turn right	15 Pulling from curb/mailbox	05 U-turn left	16 Unattended vehicle moving	06 Passing	17 Unattended vehicle stopped	07 Being passed	18 Legally parked	08 Backing	19 Entering curve	09 Slowing	20 Changing lane	10 Stopped	47 Other (Explain in narrative)	11 Skidding	49 Not applicable		
01 Straight ahead	12 Jackknifing																								
02 Left turn	13 Running off road																								
03 Right turn	14 Pulling to curb/mailbox																								
04 U-turn right	15 Pulling from curb/mailbox																								
05 U-turn left	16 Unattended vehicle moving																								
06 Passing	17 Unattended vehicle stopped																								
07 Being passed	18 Legally parked																								
08 Backing	19 Entering curve																								
09 Slowing	20 Changing lane																								
10 Stopped	47 Other (Explain in narrative)																								
11 Skidding	49 Not applicable																								
Items 31-33:	Self-explanatory.																								
Item 34:	<p>Initial Area of Impact</p> <p>Passenger Cars, Jeeps, LLVs, Trucks (Excluding 5 & 7-Ton Trucks & Tractor Trailers)</p> <table border="0"> <tr> <td>01 Front end</td> <td>06 Right rear side</td> </tr> <tr> <td>02 Right front side</td> <td>07 Left rear side</td> </tr> <tr> <td>03 Left front side</td> <td>08 Rear end</td> </tr> <tr> <td>04 Right occupant side</td> <td>09 Top structure</td> </tr> <tr> <td>05 Left occupant side</td> <td>10 Under carriage</td> </tr> </table> <p>5-Ton or Larger Trucks and Tractor Trailers ONLY</p> <table border="0"> <tr> <td>11 Front end</td> <td>18 Right rear cargo side</td> </tr> <tr> <td>12 Right front side</td> <td>19 Left rear cargo side</td> </tr> <tr> <td>13 Left front side</td> <td>20 Rear end</td> </tr> <tr> <td>14 Right occupant side</td> <td>21 Top structure</td> </tr> <tr> <td>15 Left occupant side</td> <td>22 Under carriage</td> </tr> <tr> <td>16 Right front cargo side</td> <td>97 Other, regardless of vehicle size (Explain in narrative)</td> </tr> <tr> <td>17 Left front cargo side</td> <td></td> </tr> </table>	01 Front end	06 Right rear side	02 Right front side	07 Left rear side	03 Left front side	08 Rear end	04 Right occupant side	09 Top structure	05 Left occupant side	10 Under carriage	11 Front end	18 Right rear cargo side	12 Right front side	19 Left rear cargo side	13 Left front side	20 Rear end	14 Right occupant side	21 Top structure	15 Left occupant side	22 Under carriage	16 Right front cargo side	97 Other, regardless of vehicle size (Explain in narrative)	17 Left front cargo side	
01 Front end	06 Right rear side																								
02 Right front side	07 Left rear side																								
03 Left front side	08 Rear end																								
04 Right occupant side	09 Top structure																								
05 Left occupant side	10 Under carriage																								
11 Front end	18 Right rear cargo side																								
12 Right front side	19 Left rear cargo side																								
13 Left front side	20 Rear end																								
14 Right occupant side	21 Top structure																								
15 Left occupant side	22 Under carriage																								
16 Right front cargo side	97 Other, regardless of vehicle size (Explain in narrative)																								
17 Left front cargo side																									
Items 35 & 36:	Reserved.																								
Item 37:	Total No. of Accident Reports — One form must be submitted for each person injured. See "Multiple Person Accidents", p. 1 of Instructions.																								
Item 38:	Person Identification No. — If only one person was injured in the accident enter "1". For each additional injured person, complete an additional 1769, numbering each consecutively in this space. See "Multiple Person Accidents", p. 1 of Instructions.																								
Item 39:	Self-explanatory.																								
Item 40:	Name — Name of person involved in accident.																								
Item 41:	Age — If the actual age of a non-postal person is unknown, enter an estimated age.																								
Item 42:	Self-explanatory.																								
Item 43:	<p>Designation and Activity — Enter the 3-digit DES/ACT code for the employee in the space provided. For non-postal, enter one of the codes below:</p> <table border="0"> <tr> <td>001 Customer or general public</td> <td>002 Non-postal Government employee</td> </tr> </table>	001 Customer or general public	002 Non-postal Government employee																						
001 Customer or general public	002 Non-postal Government employee																								
Item 44:	<p>Injury/Illness Severity — Enter the code from the following list that best describes the type of injury, if any, experienced by the person identified in item 40 of this form.</p> <p>Postal Employees</p> <ol style="list-style-type: none"> Fatality: A fatality is any work-related injury or illness which results in death, regardless of the time between the injury and death, or length of illness. If death occurs after submission of an Accident Report you must change the severity code in the HRIS. Lost-Workday Case: A lost-workday case results from a work-related injury or illness severe enough to render an employee unable to perform any duties on any workday or workdays, consecutive or not, after the day of injury or diagnosis of illness during which the employee would have worked but could not because of the injury or illness. 																								

HBK EL-505, INJURY COMPENSATION, DECEMBER 1995
FORMS

Form 1769 (continued)

Item 44—Continued

3. **Lost-Time-Limited-Duty Case:** A lost-time-limited-duty case is any work-related injury or illness severe enough to cause an employee to be unable to work the number of daily or weekly hours that the employee would normally work on any day after the day of injury or diagnosis of illness. For example: a full-time employee who works less than 8 hours a day, or less than 40 hours a week; or part-time employee who normally averages 30 hours a week, but can only work 15 hours a week because of the injury or illness.
4. **No-Lost-Workday-Case:** A no-lost-workday-case is any work-related injury or illness which requires medical treatment and which does not result in a fatality, lost workday, limited duty, first aid, termination, or permanent reassignment case.
5. **A No-Lost-Time-Limited-Duty Case:** A no-lost-time-limited-duty case is any work-related injury or illness which results in a limited duty assignment and does not reduce the number of hours the employee would normally work. For example: an employee assigned to other duties in the same craft, another craft, or other installation without any reduction of hours normally worked, on any day after the date of injury or diagnosis of illness.
6. **A First Aid Case:** A first aid case is normally any work-related minor injury that requires no more than two medical visits, the second of which is to confirm full recovery. Form 1769 must be completed for all first aid injury cases, both reportable and nonreportable. All first aid cases must be logged and coded "6" in Item 44. First aid care not exceeding two visits provided by the **postal medical officer or contract physician** is recorded as *nonreportable* in the HRIS. First aid care provided by the employee's private physician or emergency room or other treating facilities, for which medical payment will be made through OWCP, must be logged and recorded as a *reportable* case in HRIS and coded "6" in Item 44.

All motor vehicle accidents resulting in property damage or personal injury, including first aid, are reportable.

Cases resulting in a medical disposition of disability and/or limited duty assignment, regardless of the number of medical visits, are not to be recorded as first aid cases. For reporting purposes, when employees sustain an injury but decline treatment, the case is to be logged and recorded in the HRIS as a nonreportable first aid case. Examples of first aid treatment are:

 - A. Application of antiseptic on the first visit to a doctor or nurse. It does not matter whether the doctor or nurse is located at a postal medical unit, private physician's office, public or private clinic, or a hospital.
 - B. Bandaging.
 - C. Treatment for first-degree burns.
 - D. Application of compress, hot or cold.
 - E. Use of an elastic bandage.
 - F. Irrigation of the eye to remove foreign bodies not embedded.
 - G. Removal of foreign bodies from a wound by tweezers or other simple techniques.
 - H. Administration of non-prescription medications.
 - I. Observation of injury.
 - J. Applications of ointments to abrasions to prevent drying or cracking.
 - K. Tetanus shots, initial or boosters alone.
 - L. X-ray, if negative.

NOTE: Do not consider any injury involving loss of consciousness, restriction of work or motion, or reassignment to another job as a first aid case.
7. Termination or permanent reassignment involving a lost workday case.
8. Termination or permanent reassignment involving a lost time-limited duty case.
9. Termination or permanent reassignment not involving a lost workday or lost time-limited duty case.

0. No injury

Non-Postal People

- x. Non-postal fatality
- y. Non-postal injury
- z. No injury

HBK EL-505, INJURY COMPENSATION, DECEMBER 1995
FORMS

Form 1769 (continued)

Item 45:	<p>Nature of Most Severe Injury or Illness — Select the code from the following list that best describes the nature of the injury or illness.</p> <p>Injury Codes:</p> <ul style="list-style-type: none"> 00 No injury 01 Amputation 02 Removal of eye 03 Asphyxia/suffocation 05 Drowning 06 Bites (<i>animals or insects</i>) 07 Burns (<i>hot substances</i>) 08 Burns (<i>chemicals, acids, etc.</i>) 09 Burns (<i>radiation, sunburn, etc.</i>) 10 Concussion (<i>or any head blow causing unconsciousness</i>) 11 Contusion (<i>bruise, crushing—skin intact</i>) 12 Cuts (<i>open wounds—greater than scratches</i>) 13 Abrasion/scratch(es) 14 Dislocation 15 Electric shock 16 Fractures or breaks 18 Gunshot wounds 20 Heart attack 21 Ruptured disc 22 Hernia-rupture 23 Strain 24 Sprain 39 Other injury (<i>Explain in narrative</i>) 40 Foreign objects in eyel(s) 	<p>Occupational Illness Codes: An occupational illness of an employee is any abnormal condition or disorder caused by exposure to environmental factors associated with the employment over a period longer than a single workday or shift.</p> <ul style="list-style-type: none"> 60 Occupational Stress 61 Occupational Skin Diseases or Disorders. Examples: Contact dermatitis, eczema, or rash caused by primary irritants, and sensitizers or poisonous plants; oil acne; chrome ulcers; chemical burns or inflammations; etc. 62 Dust Diseases of the Lungs (<i>Pneumoconioses</i>). Examples: Silicosis, asbestosis, coal worker's pneumoconiosis, byssinosis, and other pneumoconioses. 63 Respiratory Conditions Due to Toxic Agents. Examples: Pneumonitis, pharyngitis, rhinitis or acute congestion due to chemicals, dusts, gases, or fumes; farmer's lung; etc. 64 Poisoning. (<i>Systematic Effects of Toxic Materials</i>). Examples: Poisoning by lead, mercury, cadmium, arsenic, or other metals, poisoning by carbon monoxide, hydrogen sulfide or other gases; poisoning by benzol, carbon tetrachloride, or other organic solvents; poisoning by insecticide sprays such as parathion, lead arsenate; poisoning by other chemicals such as formaldehyde, plastics and resins, etc. 65 Disorders Due to Physical Agents. (<i>Other Than Toxic Materials</i>). Example: Heatstroke, sunstroke, heat exhaustion and other effects of environmental heat; freezing, frostbite and effects of exposure to low temperatures; caisson disease; effects of ionizing radiation (<i>isotopes, X-rays, radium</i>); effects of nonionizing radiation (<i>welding, flash, ultraviolet rays, microwaves, sunburn</i>). etc. <p>Disorders Due to Repeated Trauma. Examples: Synovitis, bursitis, Raynaud's phenomena and other conditions due to repeated motion, vibration or pressure.</p> <ul style="list-style-type: none"> 66 Tenosynovitis 67 Tendonitis 68 Carpal Tunnel Syndrome 69 Hearing Loss 70 Epicondylitis 71 De Quervains 72 Hand-Arm Vibration Syndrome 98 Other Disorders Due to Repeated Trauma 99 All Other Occupational Illnesses. Examples: Anthrax, brucellosis, infectious hepatitis, malignant and benign tumors, food poisoning, histoplasmosis, occidiodomycosis, etc. 	
Item 46:	<p>Part of Body Affected — Select the code from the following list that best describes the body part which was affected by the most severe injury.</p> <table style="width: 100%; border: none;"> <tr> <td style="vertical-align: top; width: 50%; padding: 5px;"> <ul style="list-style-type: none"> 00 Not applicable Head and Neck 01 Ear(s) 02 Eye(s) 03 Face 04 Skull, scalp 05 Nose 06 Tooth/Teeth/Mouth 09 Multiple head injuries (<i>combination from 01-06</i>) 16 Neck </td> <td style="vertical-align: top; width: 50%; padding: 5px;"> <ul style="list-style-type: none"> Upper Extremities—Arm 20 Upper arm 21 Elbow 22 Lower arm 23 Multiple arm injuries (<i>combination from 20-22</i>) 24 Wrist 25 Hand(s) 26 Finger(s) 29 Multiple injuries (<i>combination from 01-26</i>) </td> </tr> </table>	<ul style="list-style-type: none"> 00 Not applicable Head and Neck 01 Ear(s) 02 Eye(s) 03 Face 04 Skull, scalp 05 Nose 06 Tooth/Teeth/Mouth 09 Multiple head injuries (<i>combination from 01-06</i>) 16 Neck 	<ul style="list-style-type: none"> Upper Extremities—Arm 20 Upper arm 21 Elbow 22 Lower arm 23 Multiple arm injuries (<i>combination from 20-22</i>) 24 Wrist 25 Hand(s) 26 Finger(s) 29 Multiple injuries (<i>combination from 01-26</i>)
<ul style="list-style-type: none"> 00 Not applicable Head and Neck 01 Ear(s) 02 Eye(s) 03 Face 04 Skull, scalp 05 Nose 06 Tooth/Teeth/Mouth 09 Multiple head injuries (<i>combination from 01-06</i>) 16 Neck 	<ul style="list-style-type: none"> Upper Extremities—Arm 20 Upper arm 21 Elbow 22 Lower arm 23 Multiple arm injuries (<i>combination from 20-22</i>) 24 Wrist 25 Hand(s) 26 Finger(s) 29 Multiple injuries (<i>combination from 01-26</i>) 		

HBK EL-505, INJURY COMPENSATION, DECEMBER 1995
FORMS

Form 1769 (continued)

Item 46—Continued:	<p>Trunk</p> <p>31 Abdomen <i>(include internal organs)</i></p> <p>32 Back</p> <p>33 Chest <i>(include ribs, breast bone, and internal organs)</i></p> <p>34 Hips <i>(include pelvic organs and buttocks)</i></p> <p>35 Shoulder</p> <p>39 Multiple trunk <i>(combination from 31-35)</i></p> <p>Lower Extremities—Leg</p> <p>40 Thigh</p> <p>41 Knee</p> <p>42 Lower leg <i>(above ankle)</i></p> <p>43 Ankle</p> <p>44 Foot <i>(not ankle or toes)</i></p> <p>45 Toe(s)</p> <p>49 Multiple lower extremities <i>(combination from 40-45)</i></p>	<p>Other Body Parts</p> <p>50 Multiple parts <i>(more than one major area above)</i></p> <p>60 Circulatory system <i>(heart, arteries, veins, etc.)</i></p> <p>70 Respiratory system <i>(lungs, etc.)</i></p> <p>80 Nervous system/psychological</p> <p>99 Insufficient information to identify part</p>														
Item 47:	<p>Unsafe Personal Factors — If any of the following situations contributed to the accident, enter the corresponding code. If more than one apply, enter the one most responsible for the accident.</p> <table border="0"> <tr> <td>01 Didn't see <i>(Explain in narrative)</i></td> <td>09 Wilful disregard of instructions</td> </tr> <tr> <td>02 Didn't hear <i>(Explain in narrative)</i></td> <td>10 Using drugs <i>(LSD, heroin, etc.)</i></td> </tr> <tr> <td>03 Failure to comply with rules</td> <td>11 Horseplay</td> </tr> <tr> <td>05 Operating without authority</td> <td>12 Fatigue</td> </tr> <tr> <td>06 Using alcoholic beverage</td> <td>39 Other unsafe personal factor <i>(Explain in narrative)</i></td> </tr> <tr> <td>07 Inadequate help for heavy lifting</td> <td>48 No unsafe personal factor</td> </tr> <tr> <td></td> <td>49 Not applicable</td> </tr> </table>		01 Didn't see <i>(Explain in narrative)</i>	09 Wilful disregard of instructions	02 Didn't hear <i>(Explain in narrative)</i>	10 Using drugs <i>(LSD, heroin, etc.)</i>	03 Failure to comply with rules	11 Horseplay	05 Operating without authority	12 Fatigue	06 Using alcoholic beverage	39 Other unsafe personal factor <i>(Explain in narrative)</i>	07 Inadequate help for heavy lifting	48 No unsafe personal factor		49 Not applicable
01 Didn't see <i>(Explain in narrative)</i>	09 Wilful disregard of instructions															
02 Didn't hear <i>(Explain in narrative)</i>	10 Using drugs <i>(LSD, heroin, etc.)</i>															
03 Failure to comply with rules	11 Horseplay															
05 Operating without authority	12 Fatigue															
06 Using alcoholic beverage	39 Other unsafe personal factor <i>(Explain in narrative)</i>															
07 Inadequate help for heavy lifting	48 No unsafe personal factor															
	49 Not applicable															
Item 48:	<p>Unsafe Practice — Enter the code that best describes the unsafe practice that was most responsible for the accident and/or injury.</p> <table border="0"> <tr> <td> <p>Industrial</p> <p>01 Removing safety devices</p> <p>02 Adjusting or cleaning moving equipment</p> <p>03 Haste</p> <p>04 Removing jam or clearing equipment <i>(without shutting off power)</i></p> <p>05 Using defective equipment</p> <p>06 Not using protective equipment</p> <p>07 Overloading</p> <p>08 Unsafe carrying, placing, loading</p> <p>09 Throwing material <i>(instead of carrying or passing)</i></p> <p>10 Inattention or distraction <i>(not caused by verifying or fingering mail)</i></p> <p>11 Inattention or distraction caused by fingering mail</p> <p>12 Taking shortcuts</p> <p>13 Pulling instead of pushing rolling equipment</p> <p>14 Failure to correct known hazard</p> <p>15 Failure to follow lockout procedures</p> <p>Motor Vehicle</p> <p>20 Jumping from moving vehicle</p> <p>21 Stopping vehicle with parking brake instead of foot brake</p> <p>22 Driving too fast for conditions</p> <p>23 Driving in wrong lane</p> <p>24 Passing in unsafe area</p> <p>25 Running changing traffic light</p> <p>26 Following too closely</p> <p>27 Operating without eye glasses when required</p> <p>28 Exceeding speed limit</p> </td> <td> <p>Failure To</p> <p>30 Seat passenger</p> <p>31 Use safety belts</p> <p>32 Check or adjust mirrors</p> <p>33 Give proper signal</p> <p>34 Check clearance</p> <p>35 Yield right-of-way</p> <p>36 Close vehicle door</p> <p>37 Observe traffic sign or signals</p> <p>38 Set handbrake</p> <p>39 Keep both hands on wheel</p> <p>Industrial and Motor Vehicle</p> <p>Improper</p> <p>40 Placing of mail <i>(on seat, tray, etc.)</i></p> <p>41 Securing of load</p> <p>42 Starting and stopping</p> <p>43 Backing</p> <p>44 Parking</p> <p>45 Turns</p> <p>46 Lane changes</p> <p>47 Use of equipment or materials</p> <p>48 Verifying or fingering mail <i>(while walking up or down stairs or curbs, driving, or when crossing street)</i></p> <p>49 Lifting</p> <p>50 Use of rest bars</p> <p>87 Other unsafe practices <i>(Explain in narrative)</i></p> <p>88 No unsafe practice</p> </td> </tr> </table>		<p>Industrial</p> <p>01 Removing safety devices</p> <p>02 Adjusting or cleaning moving equipment</p> <p>03 Haste</p> <p>04 Removing jam or clearing equipment <i>(without shutting off power)</i></p> <p>05 Using defective equipment</p> <p>06 Not using protective equipment</p> <p>07 Overloading</p> <p>08 Unsafe carrying, placing, loading</p> <p>09 Throwing material <i>(instead of carrying or passing)</i></p> <p>10 Inattention or distraction <i>(not caused by verifying or fingering mail)</i></p> <p>11 Inattention or distraction caused by fingering mail</p> <p>12 Taking shortcuts</p> <p>13 Pulling instead of pushing rolling equipment</p> <p>14 Failure to correct known hazard</p> <p>15 Failure to follow lockout procedures</p> <p>Motor Vehicle</p> <p>20 Jumping from moving vehicle</p> <p>21 Stopping vehicle with parking brake instead of foot brake</p> <p>22 Driving too fast for conditions</p> <p>23 Driving in wrong lane</p> <p>24 Passing in unsafe area</p> <p>25 Running changing traffic light</p> <p>26 Following too closely</p> <p>27 Operating without eye glasses when required</p> <p>28 Exceeding speed limit</p>	<p>Failure To</p> <p>30 Seat passenger</p> <p>31 Use safety belts</p> <p>32 Check or adjust mirrors</p> <p>33 Give proper signal</p> <p>34 Check clearance</p> <p>35 Yield right-of-way</p> <p>36 Close vehicle door</p> <p>37 Observe traffic sign or signals</p> <p>38 Set handbrake</p> <p>39 Keep both hands on wheel</p> <p>Industrial and Motor Vehicle</p> <p>Improper</p> <p>40 Placing of mail <i>(on seat, tray, etc.)</i></p> <p>41 Securing of load</p> <p>42 Starting and stopping</p> <p>43 Backing</p> <p>44 Parking</p> <p>45 Turns</p> <p>46 Lane changes</p> <p>47 Use of equipment or materials</p> <p>48 Verifying or fingering mail <i>(while walking up or down stairs or curbs, driving, or when crossing street)</i></p> <p>49 Lifting</p> <p>50 Use of rest bars</p> <p>87 Other unsafe practices <i>(Explain in narrative)</i></p> <p>88 No unsafe practice</p>												
<p>Industrial</p> <p>01 Removing safety devices</p> <p>02 Adjusting or cleaning moving equipment</p> <p>03 Haste</p> <p>04 Removing jam or clearing equipment <i>(without shutting off power)</i></p> <p>05 Using defective equipment</p> <p>06 Not using protective equipment</p> <p>07 Overloading</p> <p>08 Unsafe carrying, placing, loading</p> <p>09 Throwing material <i>(instead of carrying or passing)</i></p> <p>10 Inattention or distraction <i>(not caused by verifying or fingering mail)</i></p> <p>11 Inattention or distraction caused by fingering mail</p> <p>12 Taking shortcuts</p> <p>13 Pulling instead of pushing rolling equipment</p> <p>14 Failure to correct known hazard</p> <p>15 Failure to follow lockout procedures</p> <p>Motor Vehicle</p> <p>20 Jumping from moving vehicle</p> <p>21 Stopping vehicle with parking brake instead of foot brake</p> <p>22 Driving too fast for conditions</p> <p>23 Driving in wrong lane</p> <p>24 Passing in unsafe area</p> <p>25 Running changing traffic light</p> <p>26 Following too closely</p> <p>27 Operating without eye glasses when required</p> <p>28 Exceeding speed limit</p>	<p>Failure To</p> <p>30 Seat passenger</p> <p>31 Use safety belts</p> <p>32 Check or adjust mirrors</p> <p>33 Give proper signal</p> <p>34 Check clearance</p> <p>35 Yield right-of-way</p> <p>36 Close vehicle door</p> <p>37 Observe traffic sign or signals</p> <p>38 Set handbrake</p> <p>39 Keep both hands on wheel</p> <p>Industrial and Motor Vehicle</p> <p>Improper</p> <p>40 Placing of mail <i>(on seat, tray, etc.)</i></p> <p>41 Securing of load</p> <p>42 Starting and stopping</p> <p>43 Backing</p> <p>44 Parking</p> <p>45 Turns</p> <p>46 Lane changes</p> <p>47 Use of equipment or materials</p> <p>48 Verifying or fingering mail <i>(while walking up or down stairs or curbs, driving, or when crossing street)</i></p> <p>49 Lifting</p> <p>50 Use of rest bars</p> <p>87 Other unsafe practices <i>(Explain in narrative)</i></p> <p>88 No unsafe practice</p>															

HBK EL-505, INJURY COMPENSATION, DECEMBER 1995
FORMS

Form 1769 (continued)

Item 49:	Social Security Number — Enter the employee's social security number. For non-postal persons enter all 9's.																																				
Item 50:	Was Employee on Overtime Status? — Check one.																																				
Item 51:	Postal Service — Round off length of years in the Postal Service to the nearest whole month and enter this number. For example: enter 1 year 6 months and 10 days as 01/06.																																				
Item 52:	Hours of Safety Training — Enter hours of safety training employee received within the last five years as recorded on PS Form 2548 — or other available records.																																				
Item 53:	Self-explanatory.																																				
Item 54:	Pay Location — Enter the pay location of the employee at the time of the accident. If not applicable enter "000".																																				
Item 55:	LDC/FON Code — Enter the LDC Code of the employee at the time of the accident . If not applicable enter "00". (<i>If you do not know the LDC Code, consult your timekeeper.</i>) NOTE: You must enter a LDC Code (or "00"). If you do not, this 1769 will be returned. At a future date, instructions will be provided concerning the replacement of the LDC Code with the 4-digit FON Code.																																				
Items 56-59:	Self-explanatory.																																				
Item 60:	Is A JSA (PS Form 1783, On-the-Job Safety Review/Analysis) On File? — Indicate whether an analysis is on file for the job task being performed at the time of accident or injury.																																				
Item 61:	Preventive Action Code — Enter the code from the following list that best describes the action you will take to most effectively eliminate or reduce the accident cause(s) and prevent similar accidents.																																				
	<table border="0"> <tr> <td>01</td> <td>Provide training/instruction to ensure that employee understands established job procedures and will recognize similar hazards or unsafe practices in the future.</td> <td>08</td> <td>Provide adequate hazard warning signs or notices.</td> </tr> <tr> <td>02</td> <td>Establish proper job procedures for task to be performed.</td> <td>09</td> <td>Initiate action to determine if employee meets physical requirements of the job. Formal discipline proposed.</td> </tr> <tr> <td>04</td> <td>Simplify established job procedures if complex or unclear.</td> <td>10</td> <td>Ensure adequate supervision.</td> </tr> <tr> <td>05</td> <td>Ensure that employee has skill or knowledge to perform task.</td> <td>12</td> <td>Initiate action to improve/repair equipment or layout design.</td> </tr> <tr> <td>06</td> <td>Motivate employee to properly perform task.</td> <td>13</td> <td>Initiate action to improve/correct equipment maintenance procedures or housekeeping.</td> </tr> <tr> <td>07</td> <td>Initiate work order.</td> <td>14</td> <td>Ensure availability of and/or provide proper protective equipment, materials, or tools.</td> </tr> <tr> <td></td> <td></td> <td>15</td> <td>Other (<i>Explain in narrative</i>).</td> </tr> <tr> <td></td> <td></td> <td>16</td> <td>Notify animal control authorities.</td> </tr> <tr> <td></td> <td></td> <td>99</td> <td>Not applicable.</td> </tr> </table>	01	Provide training/instruction to ensure that employee understands established job procedures and will recognize similar hazards or unsafe practices in the future.	08	Provide adequate hazard warning signs or notices.	02	Establish proper job procedures for task to be performed.	09	Initiate action to determine if employee meets physical requirements of the job. Formal discipline proposed.	04	Simplify established job procedures if complex or unclear.	10	Ensure adequate supervision.	05	Ensure that employee has skill or knowledge to perform task.	12	Initiate action to improve/repair equipment or layout design.	06	Motivate employee to properly perform task.	13	Initiate action to improve/correct equipment maintenance procedures or housekeeping.	07	Initiate work order.	14	Ensure availability of and/or provide proper protective equipment, materials, or tools.			15	Other (<i>Explain in narrative</i>).			16	Notify animal control authorities.			99	Not applicable.
01	Provide training/instruction to ensure that employee understands established job procedures and will recognize similar hazards or unsafe practices in the future.	08	Provide adequate hazard warning signs or notices.																																		
02	Establish proper job procedures for task to be performed.	09	Initiate action to determine if employee meets physical requirements of the job. Formal discipline proposed.																																		
04	Simplify established job procedures if complex or unclear.	10	Ensure adequate supervision.																																		
05	Ensure that employee has skill or knowledge to perform task.	12	Initiate action to improve/repair equipment or layout design.																																		
06	Motivate employee to properly perform task.	13	Initiate action to improve/correct equipment maintenance procedures or housekeeping.																																		
07	Initiate work order.	14	Ensure availability of and/or provide proper protective equipment, materials, or tools.																																		
		15	Other (<i>Explain in narrative</i>).																																		
		16	Notify animal control authorities.																																		
		99	Not applicable.																																		
Instructions for Narrative	<p>Complete the narrative first and provide the information listed below. This will make it easier to select the proper codes.</p> <p>Be specific and provide as much detail as possible when completing the narrative. Describe the specific task(s) which the employee was performing immediately prior to the accident, noting whether the task(s) was being properly performed. Indicate whether or not the employee was aware of a hazard and if so, describe exactly what the employee was doing at that time. Describe the employee's reaction to avoid the hazard, if any. Specifically describe the interaction between the employee and the hazard which caused the injury or property damage, and describe the resulting injury or property damage.</p>																																				
Hospital/Physician Information	If the accident resulted in an injury to the person named on this report, record the attending physician's name (if known), hospital and/or treating medical facility, address and phone number. Additionally, provide the date the employee received medical treatment and resulting diagnosis and work status.																																				
Hazardous Conditions, and/or Equipment, Materials, Etc.	If the contributing cause of the accident was due to hazardous conditions and/or equipment or material, include the manufacturer's name, make and model number (vehicle ID number, where appropriate) of the equipment/material involved in the accident.																																				
Vehicle Diagram	If the report involves a motor vehicle accident, diagram the accident on page 2 using the space provided. That is, show the direction of postal vehicle travel, point of collision with other vehicle, etc., and use items 1 through 11 of this section, as appropriate, to illustrate what happened.																																				

HBK EL-505, INJURY COMPENSATION, DECEMBER 1995 FORMS

Form 1769

Use Ball Point Pen to Complete. Press Hard.

<i>Carefully read instructions in the attached booklet. Items marked with an asterisk (*) must be answered using codes in the attached booklet.</i>	U.S. POSTAL SERVICE ACCIDENT REPORT	
1. Post Office, Station, Branch, Unit (City, State and Zip + 4) <input style="width:100%; height: 20px;" type="text"/>	2. Finance Number <input style="width:100%; height: 20px;" type="text"/>	3. Installation ID <input style="width:100%; height: 20px;" type="text"/>
4. Accident Number <input style="width:100%; height: 20px;" type="text"/>		

General Information

5. Kind of Accident 1. <input type="checkbox"/> Motor Vehicle 2. <input type="checkbox"/> Natural Event 3. <input type="checkbox"/> Industrial 4. <input type="checkbox"/> Other	6. Fire Involved? 1. <input type="checkbox"/> No 2. <input type="checkbox"/> Building & Contents 3. <input type="checkbox"/> Other	7. Accident Resulted in: 1. <input type="checkbox"/> Personal Injury Only 2. <input type="checkbox"/> Property Damage Only 3. <input type="checkbox"/> Personal Injury & Property Damage 4. <input type="checkbox"/> No Case (No Injury/No Damage)	8. Was On-Site Investigation conducted by Immediate Supervisor? 1. <input type="checkbox"/> Yes 2. <input type="checkbox"/> No
9. Ownership of Damaged Property a. Postal b. Non-Postal * *	10. Estimated Property Damage (round to nearest dollar) a. Postal b. Non-Postal \$ \$	11. Accident Date Mo. Day Yr.	12. Time of Day-24 Hour Military <input style="width:100%; height: 20px;" type="text"/>
13. Day of Week 1. <input type="checkbox"/> Sun 2. <input type="checkbox"/> Mon 3. <input type="checkbox"/> Tues 4. <input type="checkbox"/> Wed 5. <input type="checkbox"/> Thurs 6. <input type="checkbox"/> Fri 7. <input type="checkbox"/> Sat			

Accident Location and Conditions

14. Weather <input style="width:100%; height: 20px;" type="text"/>	15. General Description of Accident Area <input style="width:100%; height: 20px;" type="text"/>	Where Did Accident Happen? 16. Building <input style="width:100%; height: 20px;" type="text"/>	17. Work Location <input style="width:100%; height: 20px;" type="text"/>	18. Specific Description of Accident Area <input style="width:100%; height: 20px;" type="text"/>	19. Rte/Sched/Op. No. 19a. Delivery Route <input style="width:100%; height: 20px;" type="text"/> 19b. Emp. Op. No. <input style="width:100%; height: 20px;" type="text"/>	20. Light <input style="width:100%; height: 20px;" type="text"/>
21. Surface <input style="width:100%; height: 20px;" type="text"/>	22. Surface Conditions <input style="width:100%; height: 20px;" type="text"/>	23. Circumstances Leading to Injury or Damage <input style="width:100%; height: 20px;" type="text"/>	24. Item Causing Actual Injury or Damage <input style="width:100%; height: 20px;" type="text"/>	25. Hazardous Situation Directly Related to Accident <input style="width:100%; height: 20px;" type="text"/>	26. Defective or Hazardous Equipment or Material Related to the Accident <input style="width:100%; height: 20px;" type="text"/>	<input style="width:100%; height: 20px;" type="text"/>

Motor Vehicle Accident Information

(If no vehicle was involved in the accident, skip this section) (Items 28, 35 + 36 are reserved)

27. Total No. of Vehicles Involved <input style="width:100%; height: 20px;" type="text"/>	28. (Reserved)	29. Vehicle Type <input style="width:100%; height: 20px;" type="text"/>	30. Vehicle Path <input style="width:100%; height: 20px;" type="text"/>	31. Were Seat Belts in Use? 1. <input type="checkbox"/> Yes 2. <input type="checkbox"/> No	32. Roll Over 1. <input type="checkbox"/> Without Collision 2. <input type="checkbox"/> Before Collision 3. <input type="checkbox"/> After Collision 4. <input type="checkbox"/> No Roll Over	33. Employee Ejected from Vehicle 1. <input type="checkbox"/> Partial 2. <input type="checkbox"/> Complete 3. <input type="checkbox"/> Not Ejected	34. Area of Impact <input style="width:100%; height: 20px;" type="text"/>
----------------------------------------------------------------------------------------------	----------------	----------------------------------------------------------------------------	----------------------------------------------------------------------------	--------------------------------------------------------------------------------------------------	-----------------------------------------------------------------------------------------------------------------------------------------------------------------------------------------------------------	-------------------------------------------------------------------------------------------------------------------------------------------------------------	------------------------------------------------------------------------------

Involved Person(s) Information

37. Total No. of Accident Reports <input style="width:100%; height: 20px;" type="text"/>	38. Person I.D. No. <input style="width:100%; height: 20px;" type="text"/>	39. If Vehicle Accident Person Described Here Was: 1. <input type="checkbox"/> Pedestrian 2. <input type="checkbox"/> Driver 3. <input type="checkbox"/> Passenger	40. Name (Last Name, First, MI) <input style="width:100%; height: 20px;" type="text"/>	41. Age <input style="width:100%; height: 20px;" type="text"/>	42. Sex 1. <input type="checkbox"/> Male 2. <input type="checkbox"/> Female	
43. Des. & Activ. <input style="width:100%; height: 20px;" type="text"/>	44. Injury/Illness Severity <input style="width:100%; height: 20px;" type="text"/>	45. Nature of Most Severe Injury <input style="width:100%; height: 20px;" type="text"/>	46. Part of Body Affected <input style="width:100%; height: 20px;" type="text"/>	47. Unsafe Personal Factors <input style="width:100%; height: 20px;" type="text"/>	48. Unsafe Practice <input style="width:100%; height: 20px;" type="text"/>	49. Social Security No. (Employee Only) <input style="width:100%; height: 20px;" type="text"/>
50. Was Employee on Overtime Status? 1. <input type="checkbox"/> Yes 2. <input type="checkbox"/> No	51. Postal Service Experience Years Mos. <input style="width:100%; height: 20px;" type="text"/>	52. Hours of Safety Training <input style="width:100%; height: 20px;" type="text"/>	53. Five Year Postal Accident Record No. Prior Vehicle Accidents No. Prior Industrial Accidents <input style="width:100%; height: 20px;" type="text"/>	54. Pay Location <input style="width:100%; height: 20px;" type="text"/>	55. LDC/FON Code <input style="width:100%; height: 20px;" type="text"/>	

Accident Factor(s) & Corrective Actions on Pages 1 & 2 of Form Have Been Reviewed & Are Concurred With.

56. Supervisor's Signature <input style="width:100%; height: 20px;" type="text"/>	Date <input style="width:100%; height: 20px;" type="text"/>	Supervisor's SSN <input style="width:100%; height: 20px;" type="text"/>	57. Next Higher Level Mgr. Signature <input style="width:100%; height: 20px;" type="text"/>	Date <input style="width:100%; height: 20px;" type="text"/>
58. Supervisor's Printed Name <input style="width:100%; height: 20px;" type="text"/>	Telephone No. <input style="width:100%; height: 20px;" type="text"/>	59. MSC Safety Officer's Signature <input style="width:100%; height: 20px;" type="text"/>	Date <input style="width:100%; height: 20px;" type="text"/>	

HBK EL-505, INJURY COMPENSATION, DECEMBER 1995
FORMS

Form 1769 (continued)

60. Is a JSA on File? 1. Yes 2. No 61. Preventive Action Accident Number

(Explain how the preventive action will eliminate or reduce cause(s) and prevent similar accidents)

Narrative/Complete Description of Accident

(Describe accident, events leading to accident, causes of injury or damage, and specific location of accident—Provide the who, what, when, where, why, and how of this accident)

Hospital/Physician Information

Hospital/Physician Name	Address	Area Code & Telephone No.
Treatment Date	Diagnosis	Duty Status

Hazardous Conditions and/or Equipment, Materials, Etc.

(Specify equipment with manufacturer name, model no., serial no., and year made. Where applicable, include vehicle ID no.)

Vehicle Diagram (For use in motor vehicle accidents)

(Indicate on the diagram below what happened. NOTE: Vehicle driven by postal employee is identified as Federal No. 1 regardless of ownership)

- Number Federal vehicle as 1—other vehicle as 2—additional vehicle as 3, and show direction of travel by arrow
(Example: → 1 ← 2 ← 3)
- Use solid line to show path before accident
Broken line after accident
- Show pedestrian by
- Show railroad by
- Give names or numbers of streets or highways
- Indicate north by arrow in this circle
- Show point of impact by
- Indicate skid marks & lengths
- Indicate type & path of ejection
- Traffic controls (signals, sign, officer, etc.)
- Show width of roadway, traffic flow, parked vehicles, etc.

HBK EL-505, INJURY COMPENSATION, DECEMBER 1995 FORMS

Form 2240

U.S. Postal Service												Date																																																																																																																													
Pay, Leave, or Other Hours Adjustment Request																																																																																																																																									
Salary Advance Adjustment Information											Processed Year/PP																																																																																																																														
Finance No.*	Year	PP	Week	Amount of Advance \$				Cause Code																																																																																																																																	
*On salary advance adjustment information, furnish the finance no. of issuing office if different than office requesting the adjustment.																																																																																																																																									
<p style="text-align: center;">To: •</p>																																																																																																																																									
<table border="1" style="float: right;"> <tr> <th>ADJ Code</th> <th>Reason Code</th> </tr> <tr> <td> </td> <td> </td> </tr> </table>														ADJ Code	Reason Code																																																																																																																										
ADJ Code	Reason Code																																																																																																																																								
Employee's Name			D/A			OF FC	Level	Finance No.	Social Security No.			Yr.	PP	Wk.																																																																																																																											
<table border="1" style="width:100%; border-collapse: collapse;"> <thead> <tr> <th rowspan="2">Card Type</th> <th>57</th><th>58</th><th>59</th><th>60</th><th>61</th><th>62</th><th>Card Type</th><th>52</th> <th rowspan="2">53</th> <th rowspan="2">54</th> <th rowspan="2">55</th> <th rowspan="2">56</th> </tr> <tr> <th>Holiday Work -</th> <th>Holiday Leave +</th> <th>Part Day WOP +</th> <th>Full Day WOP +</th> <th>Court Leave +</th> <th>Guar. Time +</th> <th>Work Hours +</th> </tr> </thead> <tbody> <tr> <td>1230-A or B Only Hours or Leave 0</td> <td>43</td><td></td><td>65</td><td>66</td><td>67</td><td>68</td> <td rowspan="4" style="writing-mode: vertical-rl; text-align: center;">CARD TYPE ↑</td> <td></td> <td></td> <td></td> <td></td> <td></td> </tr> <tr> <td></td> <td>Penalty Overtime -</td> <td></td> <td>Meeting Time</td> <td>Convention Leave +</td> <td>Military Leave +</td> <td>Guar. O.T. -</td> <td>Overtime -</td> </tr> <tr> <td>1230-C Only New Employee or Replacement Card 1</td> <td>69</td><td>70</td><td>71</td><td>49</td><td>73</td><td>72</td> <td></td> <td></td> <td></td> <td></td> <td></td> </tr> <tr> <td></td> <td>Blood Donor Leave +</td> <td>Stewards Duty Time</td> <td>Cont. of Pay</td> <td>LWOP on OWCP +</td> <td>Out of Schedule</td> <td>Sunday Prem. Hrs.</td> <td>Night Work</td> </tr> <tr> <td>Higher Level 2</td> <td>74</td><td></td><td></td><td></td><td></td><td>76</td> <td></td> <td></td> <td></td> <td></td> <td></td> </tr> <tr> <td></td> <td>Christmas Work</td> <td></td> <td></td> <td></td> <td></td> <td>Not. Sched. X FT Hr. +</td> <td></td> <td></td> <td></td> <td></td> <td></td> </tr> <tr> <td>Card Type Must Be Entered at Right and Must Match the Original Record Paid.</td> <td>98</td><td>90</td><td>91</td><td>93</td><td>95</td><td></td><td></td> <td></td> <td></td> <td></td> <td></td> <td></td> </tr> <tr> <td></td> <td>HL Cont. Code</td> <td>RSC</td> <td>LEVEL</td> <td>H/L LD</td> <td>Dual D/A</td> <td></td> <td></td> <td></td> <td></td> <td></td> <td></td> <td></td> </tr> <tr> <td></td> <td></td> <td></td> <td></td> <td></td> <td></td> <td></td> <td></td> <td></td> <td></td> <td></td> <td></td> <td></td> </tr> </tbody> </table>														Card Type	57	58	59	60	61	62	Card Type	52	53	54	55	56	Holiday Work -	Holiday Leave +	Part Day WOP +	Full Day WOP +	Court Leave +	Guar. Time +	Work Hours +	1230-A or B Only Hours or Leave 0	43		65	66	67	68	CARD TYPE ↑							Penalty Overtime -		Meeting Time	Convention Leave +	Military Leave +	Guar. O.T. -	Overtime -	1230-C Only New Employee or Replacement Card 1	69	70	71	49	73	72							Blood Donor Leave +	Stewards Duty Time	Cont. of Pay	LWOP on OWCP +	Out of Schedule	Sunday Prem. Hrs.	Night Work	Higher Level 2	74					76							Christmas Work					Not. Sched. X FT Hr. +						Card Type Must Be Entered at Right and Must Match the Original Record Paid.	98	90	91	93	95									HL Cont. Code	RSC	LEVEL	H/L LD	Dual D/A																				
Card Type	57	58	59	60	61	62	Card Type	52	53	54	55	56																																																																																																																													
	Holiday Work -	Holiday Leave +	Part Day WOP +	Full Day WOP +	Court Leave +	Guar. Time +	Work Hours +																																																																																																																																		
1230-A or B Only Hours or Leave 0	43		65	66	67	68	CARD TYPE ↑																																																																																																																																		
	Penalty Overtime -		Meeting Time	Convention Leave +	Military Leave +	Guar. O.T. -		Overtime -																																																																																																																																	
1230-C Only New Employee or Replacement Card 1	69	70	71	49	73	72																																																																																																																																			
	Blood Donor Leave +	Stewards Duty Time	Cont. of Pay	LWOP on OWCP +	Out of Schedule	Sunday Prem. Hrs.		Night Work																																																																																																																																	
Higher Level 2	74					76																																																																																																																																			
	Christmas Work					Not. Sched. X FT Hr. +																																																																																																																																			
Card Type Must Be Entered at Right and Must Match the Original Record Paid.	98	90	91	93	95																																																																																																																																				
	HL Cont. Code	RSC	LEVEL	H/L LD	Dual D/A																																																																																																																																				
For MSC Use						For PDC Use Only																																																																																																																																			
CD	Level	Step	RSC	Annual Salary (Minus COLA)		Hourly COLA	Special Salary	S/P Code	COLA Roll-in	FLSA Exempt Code	O.T. ELIG Code	N.W. ELIG Code	T COL %																																																																																																																												
A																																																																																																																																									
Remarks																																																																																																																																									
Return to: (Issuing Office complete this block)										Employee's Signature and Date																																																																																																																															
										Adjustment Clerk's Signature and Date																																																																																																																															
										Approving Officer's Signature and Date																																																																																																																															

PS Form 2240, September 1985

HBK EL-505, INJURY COMPENSATION, DECEMBER 1995
FORMS

Form 2243

U.S. Postal Service PSDS HOURS ADJUSTMENT RECORD																				
Completed by Employee	Name (Last, First, Middle Initial)										Social Security No.				D/A	Level	Pay Loc	Week 1 or 2	PP-Yr	
	Employee Claim (State claim briefly, i.e. missing 8 hours pay)										Employee Signature									
										Date										
Completed by Timekeeper and/or Supervisor	Hours Shown on Pay Period Time Certification List																			
	Work+	OT-	P/OT	ND	AL+	SL+	WOP+	H/LV+	HW-	SUN	GT	GOT	OOS	TVL						
	Remarks																			
	Hours Certified by Supervisor. Leave Entries Certified by Timekeeper, or Adjustments Certified by PSD Tech.																			
	Wk	Work+	OT-	P/OT-	ND	AL+	SL+	SUN	H/LV											
	01/08 Sat																			
	02/09 Sun																			
	03/10 Mon																			
	04/11 Tue																			
05/12 Wed																				
06/13 Thu																				
07/14 Fri																				
Week Totals																				
Explanation (Cause or reason for adjustment—system failure, local post office problem, etc. or no adjustment necessary.)																				
Comment																				
										_____ (Supervisor)					_____ (Date)					
Completed by Adjustment Clerk	Hours Properly Supported by Clock Ring History Records																			
	Wk	Work+	OT-	P/OT-	ND	AL+	SL+	SUN	H/LV											
	01/08 Sat																			
	02/09 Sun																			
	03/10 Mon																			
	04/11 Tue																			
	05/12 Wed																			
	06/13 Thu																			
	07/14 Fri																			
	Week Totals																			
Adjustment Certified to PDC or no Adjustment necessary																				
										_____ (Adjustment Clerk)					_____ (Date)					

HBK EL-505, INJURY COMPENSATION, DECEMBER 1995
FORMS

Form 2243 (continued)

The collection of this information is authorized by 39 USC 401, 1003, 1005, 5 USC 8839. It will be used to reflect accurate timekeeping. As a routine use, this information may be disclosed to a Federal agency when relevant to the administration of employment benefits and programs including EEO, to an appropriate law enforcement agency for investigative or prosecution proceedings, to a congressional office at your request, to OMB for review of private relief legislation, to a labor organization as required by the NLRA, and where pertinent, in a legal proceeding to which the Postal Service is a party. Completion of this form is voluntary; however, if this information is not provided, you may not be paid for hours worked.

HBK EL-505, INJURY COMPENSATION, DECEMBER 1995 FORMS

Form 2485



Medical Examination & Assessment

Privacy Act Statement

The collection of this information is authorized by 39 USC 401 and 1001. This information will be used to provide employees with necessary health care and to determine fitness for duty. As a routine use, the information may be disclosed to an appropriate government agency, domestic or foreign, for law enforcement purposes, where pertinent, in a legal proceeding to which the USPS is a party or has an interest; to a government agency in order to obtain information relevant to a USPS decision concerning employment, security clearances, contracts, licenses, grants, permits or other benefits; to a government agency upon its request when relevant to its decision concerning employment, security clearances, security or suitability investigations, contracts, licenses, grants or other benefits; to a congressional office at your request; to an expert consultant; or other person under contract with the USPS to fulfill an agency function; to the Federal Records Center for storage; to the Office of Management and Budget for review of private relief legislation; to an independent certified public accountant during an official audit of USPS finances; to an investigator, administrative judge or complaints examiner appointed by the

Equal Employment Opportunity Commission for investigation of a formal EEO complaint under 29 CFR 1613; to the Merit Systems Protection Board or Office of Special Counsel for proceedings or investigations involving personnel practices and other matters within their jurisdiction; to a labor organization as required by the National Labor Relations Act; to the Office of Personnel Management in making determinations related to veterans preference, disability retirement and benefit entitlement; to officials of the Office of Workers' Compensation Programs, Retired Military Pay Centers, Veterans Administration, and Social Security Administration in the administration of benefit programs; to an employee's private treating physician and to medical personnel retained by the USPS to provide medical services in connection with an employee's health or physical condition related to employment; and to the Occupational Safety and Health Administration and the National Institute of Occupational Safety and Health when needed by that organization to perform its duties under 29 CFR Part 19. Completion of this form is voluntary. If this information is not provided, the examination may be considered incomplete.

A: Completed by Examinee (Type or Print in Ink)

1. Name (Last, First, Middle)	2. Social Security Number	3. Sex	4. Date of Birth
5. Do you have any medical disorder or physical impairment which could interfere in any way with the full performance of duties of the position for which you are applying? (If your answer is "Yes", explain fully to the physician performing the examination). <input type="checkbox"/> Yes <input type="checkbox"/> No		I certify that all the information to be given by me in connection with this examination will be correct to the best of my knowledge and belief.	
		6. Signature	7. Date

B: Completed by Appointing/Referring Official Before Examination

1. Exam Type a. <input type="checkbox"/> Preemployment b. <input type="checkbox"/> Fitness-for-Duty	2. Date	Time
c. Reason for Request (complete only if you checked "Fitness-for-Duty") <input type="checkbox"/> Inadequate Medical Information <input type="checkbox"/> Excessive Absenteeism for Medically Documented Conditions <input type="checkbox"/> Behavioral Problem (Performance, Attitude) <input type="checkbox"/> Other (Specify):	Exam Appointment	Location
	3. Position Applied for or Now Holds	a. Title b. Installation
4. Circle the number preceding each functional requirement and each environment factor essential to the duties of this position. List any additional essential factors in the blank spaces. Also, if the position involves law enforcement, attach the specific medical standards for the information of the examining physician.		

Functional Requirements

1. Heavy lifting, up to 70 pounds 2. Moderate lifting, 15-44 pounds 3. Light lifting, under 15 pounds 4. Heavy carrying, 45 pounds and over 5. Moderate carrying, 15-44 pounds 6. Light carrying, under 15 pounds 7. Straight pulling (<i>hours</i>) 8. Pulling hand over hand (<i>hours</i>) 9. Pushing (<i>hours</i>) 10. Reaching above shoulder 11. Use of fingers 12. Both hands required or compensated by the use of acceptable prostheses 13. Walking (<i>hours</i>) 14. Standing (<i>hours</i>) 15. Crawling (<i>hours</i>)	16. Kneeling (<i>hours</i>) 17. Repeated bending (<i>hours</i>) 18. Climbing, legs only (<i>hours</i>) 19. Climbing, use of legs and arms 20. Both legs required 21. Operation of crane, truck, tractor, or motor vehicle 22. Ability for rapid mental and muscular coordination simultaneously 23. Ability to use firearms 24. Near vision correctable at 13" to 16" to Jaeger 1 to 4 25. Far vision correctable in one eye to 20/20 and to 20/40 in the other	26. Far vision correctable in one eye to 20/40 and to 20/100 in the other 27. Specific visual requirement (<i>specify</i>) 28. Both eyes required 29. Depth perception 30. Ability to distinguish basic colors 31. Ability to distinguish shades of colors 32. Hearing (<i>aid permitted</i>) (<i>hear conversational voice 15 feet — one ear</i>) 33. Hearing without aid 34. Specific hearing requirements (<i>specify</i>) 35. Other (<i>specify</i>)
--------------------------------------------------------------------------------------------------------------------------------------------------------------------------------------------------------------------------------------------------------------------------------------------------------------------------------------------------------------------------------------------------------------------------------------------------------------------------------------------------------------------------------------------------------------------------------------------	--------------------------------------------------------------------------------------------------------------------------------------------------------------------------------------------------------------------------------------------------------------------------------------------------------------------------------------------------------------------------------------------------------------------------------------------------------------------------------------------------	---------------------------------------------------------------------------------------------------------------------------------------------------------------------------------------------------------------------------------------------------------------------------------------------------------------------------------------------------------------------------------------------------------------------------------------------------------------------------------------------------

Environmental Factors

1. Outside 2. Outside and inside 3. Excessive heat 4. Excessive cold 5. Excessive humidity 6. Excessive dampness or chilling 7. Dry atmospheric conditions 8. Excessive noise, intermittent 9. Constant noise 10. Dust 11. Fumes, smoke, or gases	12. Solvents (<i>degreasing agents</i>) 13. Grease and oils 14. Radiant energy 15. Electrical energy 16. Slippery or uneven walking surfaces 17. Working around machinery with moving parts 18. Working around moving objects or vehicles 19. Working on ladders or scaffolding 20. Working below ground	21. Unusual fatigue factors (<i>specify</i>) 22. Working with hands in water 23. Explosives 24. Vibration 25. Working closely with others 26. Working alone 27. Protracted or irregular hours of work 28. Other (<i>specify</i>)
---------------------------------------------------------------------------------------------------------------------------------------------------------------------------------------------------------------------------------------------------------------------------------	------------------------------------------------------------------------------------------------------------------------------------------------------------------------------------------------------------------------------------------------------------------------------------------------------------------------------------	-----------------------------------------------------------------------------------------------------------------------------------------------------------------------------------------------------------------------------------------------------------

HBK EL-505, INJURY COMPENSATION, DECEMBER 1995 FORMS

Form 2485 (continued)

Examinee's Name	SSN
-----------------	-----

C: Medical History
(Completed by Examinee Before Examination)

This section contains questions regarding your medical history and health habits. This information will be used to make a medical assessment of whether you can safely and efficiently perform the duties of the position that you now hold or for which you have applied. Detailed medical information will be handled in a confidential manner. Only information that is directly relevant to determining

your ability to function effectively in your work with the Postal Service will be released to the hiring official. It is essential that you answer all questions truthfully and completely. A history of any health problem will not necessarily disqualify you from employment. False or incomplete responses could result in an incomplete examination, or termination if hired.

1. Have you ever been refused employment or been unable to hold a job because of:	Yes	No	8. Have you ever received compensation or a cash settlement from an employer, insurance company, government or other organization for injury or disease? (If "Yes" explain)	Yes	No
a. Sensitivity to chemicals, dust, pollen, sunlight, etc.					
b. Inability to perform certain motions					
c. Inability to assume certain positions					
d. Other Medical Reasons					
2. Have you ever required special or restricted job assignment due to illness, injury, or physical impairments? (If "Yes", list accommodations provided).			9. Is there a case pending?		
3. Have you ever had or have you, at any time, been treated for a psychiatric disorder? (If "Yes", specify date and give details).			10. Have you ever had an X-ray or other special examination (e.g., electrocardiogram, CAT scan)? (If "Yes" give date and explain).		
4. Have you ever been treated for any medical condition other than minor illness, or had any operations?			11. Have you served in the military?		
5. Have you worked for any length of time involving the handling of chemical, toxic, or dangerous materials?			12. Have you ever been rejected for, or discharged from military service because of any physical or mental reasons? (If "Yes" give date and reasons).		
6. Have you had any known exposure to asbestos or asbestos-related products? (If "Yes" state where and when).			13. Have you ever lived or been employed overseas? (If "Yes" state when and number of months. Include military service.)		
7. Have you ever worked in a noisy environment? (If "Yes" state where and when).			14. Have you ever filed a disability claim or received payment or compensation from the US government? (If "Yes", complete a, b, & c below).		
			14a. Your Claim Number		
			14b. Percent Rating		
			14c. Cause		

HBK EL-505, INJURY COMPENSATION, DECEMBER 1995 FORMS

Form 2485 (continued)

Examinee's Name	SSN
-----------------	-----

C: Medical History (Continued) (Completed by Examinee Before Examination)

<p>15. Do you exercise regularly? (If "Yes" describe type, amount, and frequency).</p> <p>16. Have you ever used tobacco? (If "Yes" describe type, amount, age started and age stopped if discontinued).</p> <p>17. Have you ever used alcoholic beverages? (If "Yes" answer the following questions).</p> <p style="margin-left: 20px;">a. Have you ever been dependent upon, or habitually used, alcoholic beverages?</p> <p style="margin-left: 20px;">b. Have you ever received treatment for, or participated in any program for alcoholism or drinking problems?</p> <p style="margin-left: 20px;">c. Has your use of alcoholic beverages ever affected your work performance, ability to obtain or hold a job or driving privileges, or resulted in arrests or court actions?</p>	Yes	No	<p>18. Have you ever used any of the following drugs or controlled substances?</p> <p style="margin-left: 20px;">a. Morphine, Heroin, Methadone, Codeine, Percocet, Percodan, or other narcotic drugs?</p> <p style="margin-left: 20px;">b. Amphetamines, Methamphetamine, Diet Pills, Cocaine, or other stimulant drugs?</p> <p style="margin-left: 20px;">c. Barbiturates, Quaaludes, Dordien, Seconal, or other sedative or hypnotic drugs?</p> <p style="margin-left: 20px;">d. Marijuana, Hashish, Mescaline, LSD, PCP (<i>angel dust</i>), or other hallucinogenic drugs?</p> <p style="margin-left: 20px;">e. Librium, Valium, Elavil, or other tranquilizers or antidepressant drugs?</p> <p style="margin-left: 20px;">f. Are you taking any other prescribed medicines? (If "Yes" give dates and explain.)</p> <p>19. If you answered "Yes" to any question in Item 18, answer the following questions:</p> <p style="margin-left: 20px;">a. Have you ever been dependent upon, or habitually used, any of the drugs or categories of controlled substances listed in Item 18?</p> <p style="margin-left: 20px;">b. Have you ever been hospitalized or received treatment for use of drugs or other controlled substances?</p> <p style="margin-left: 20px;">c. Have you ever received treatment for any physical or emotional condition caused by, or related to, your use of drugs or other controlled substances?</p> <p style="margin-left: 20px;">d. Has your use of drugs or other controlled substances ever affected your work performance, ability to obtain or hold a job or driving privileges, or resulted in arrests or court actions?</p> <p>20. Have you ever failed a "Drug Screen" for any reason? (If "Yes" give date and explain.)</p>	Yes	No
------------------------------------------------------------------------------------------------------------------------------------------------------------------------------------------------------------------------------------------------------------------------------------------------------------------------------------------------------------------------------------------------------------------------------------------------------------------------------------------------------------------------------------------------------------------------------------------------------------------------------------------------------------------------------------------------------------------------------------------------------------------------------------------	-----	----	---------------------------------------------------------------------------------------------------------------------------------------------------------------------------------------------------------------------------------------------------------------------------------------------------------------------------------------------------------------------------------------------------------------------------------------------------------------------------------------------------------------------------------------------------------------------------------------------------------------------------------------------------------------------------------------------------------------------------------------------------------------------------------------------------------------------------------------------------------------------------------------------------------------------------------------------------------------------------------------------------------------------------------------------------------------------------------------------------------------------------------------------------------------------------------------------------------------------------------------------------------------------------------------------------------------------------------------------------------------------------------------------------------------------------------------------------------------------------------------------------------------------------------------------------------------------------------------------------------------------------------------------------------------------------------------------------------------------------------------------------------------------	-----	----

21. Do You Now or Have You Ever Had Any of the Following Conditions? (Give Dates)

	Yes	No		Yes	No
1. Frequent or Severe Headaches			33. Venereal Disease (<i>Syphilis or Gonorrhea</i>)		
2. Disturbance of Vision			34. Hemorrhoids or Rectal Disease		
3. Wear Glasses or Contact Lenses			35. Arthritis (<i>Rheumatism or Bursitis</i>)		
4. Eye Injuries or Abnormalities			36. Leg Cramps		
5. Loss of Hearing			37. Painful or Swollen Joint		
6. Ear Abnormalities			38. Foot Trouble — Flat Feet		
7. Chronic Sinus Trouble			39. Bone Fracture		
8. Hoarseness			40. Limb Disorders		
9. Goiter or Thyroid Trouble			41. Amputation (<i>Where?</i>)		
10. Enlarged Glands in Neck or Other Area			42. Back Surgery		
11. Stiffness of Neck			43. Back Injury or Abnormality		
12. Chronic Cough (<i>Check if Blood is Present</i> <input type="checkbox"/>)			44. Paralysis		
13. Frequent Colds			45. Cancerous Tumor or Cyst		
14. Wheezing or Asthma			46. Numbness, Weakness, Tremors, or Dizziness		
15. Lung Disease			47. Skin Condition (<i>e.g., Eczema, Hives, Fungus, or Rash</i>)		
16. Pain or Pressure in Chest			48. Allergies		
17. Shortness of Breath			49. Pilonidal or Other Cysts		
18. Heart Abnormality			50. Discoloration, Birthmarks, Scars		
19. Heart Attack (<i>When?</i>)			51. Diabetes		
20. Heart Murmur			52. Gout		
21. High Blood Pressure			53. Stroke		
22. Unexplained Weight Change			54. Epilepsy, Seizures, or Blackouts		
23. Digestive Abnormality			55. Rheumatic Fever		
24. Recurring Abdominal Pain			56. Tuberculosis		
25. Frequent Diarrhea (<i>Check if blood is present</i> <input type="checkbox"/>)			57. Hepatitis		
26. Frequent Constipation			58. For Females: Female Disorders		
27. Jaundice Disease			59. For Females: Are You Pregnant?		
28. Kidney or Bladder Disease			60. For Males: Abnormalities of Genitals		
29. Kidney or Bladder Stones			61. Have You Ever Had Any Illness/Injury Other Than Those Listed Above?		
30. Bloody Urine					
31. Trouble Passing Urine (<i>Pain or Frequency</i>)					
32. Hernia					

HBK EL-505, INJURY COMPENSATION, DECEMBER 1995
FORMS

Form 2485 (continued)

D: Medical Findings (For Preemployment and Fitness-for-Duty Exams)

(Completed by Examining Physician)

NOTE TO EXAMINING PHYSICIAN: The person you are about to examine is being considered for a position (or, if a Fitness-for-Duty exam, has a position) which will include the functional requirements and environmental factors circled in Section B., Item 4. In conducting your examination and reporting your findings and conclusions, take these factors into consideration.

1. Examinee's Name	2. SSN	3. Height (Feet, Inches)	4. Weight (Pounds)
--------------------	--------	--------------------------	--------------------

5. Eyes

	Snellen (Distant Vision)	Jaeger (Near Vision)
Without Glasses	a. Right 20 _____ Left 20 _____	b. Right _____ in. to _____ in., Left _____ in. to _____ in.
With Glasses	c. Right 20 _____ Left 20 _____	d. Right _____ in. to _____ in., Left _____ in. to _____ in.
e. Is color vision normal when Ishihara or other color plate test is used? <input type="checkbox"/> Yes <input type="checkbox"/> No		f. If the answer is "No", can applicant pass lantern or other compatible <input type="checkbox"/> Yes <input type="checkbox"/> No

6. Ears

a. Ordinary Conversation Right ear @ 15 ft. _____ Left ear @ 15 ft. _____	b. Audiometer (Attach Audiogram if indicated)
------------------------------------------------------------------------------	--------------------------------------------------

7. Blood Pressure/Pulse

a. Systolic/Diastolic	b. Two Additional Readings if Elevated	c. Pulse
-----------------------	----------------------------------------	----------

8. Urinalysis

a. Albumen (Multi-Test Stick)	b. Sugar (Multi-Test Stick)	c. Blood (Multi-Test Stick)	d. Drugs Identified if Test Indicated
-------------------------------	-----------------------------	-----------------------------	---------------------------------------

9. Physical Examination

NOTE: Routine pelvic examinations are not done by postal medical officers or contract physicians

Clinical Evaluation	Normal	Ab-normal	Clinical Evaluation	Normal	Ab-normal
a. Head, face, neck, and scalp			l. Anus and rectum (If indicated)		
b. Nose			m. Endocrine system		
c. Mouth and throat			n. Hernia (Any type)		
d. Ears			o. Upper extremities		
e. Eyes			p. Feet		
f. Ophthalmoscopic			q. Lower extremities		
g. Ocular motility			r. Spine		
h. Lungs and Chest (Breasts, if indicated)			s. Identifying body marks, scars		
i. Heart			t. Skin, lymphatics		
j. Vascular system (Varicosities, etc.)			u. Neurologic		
k. Abdomen			v. Mental status		

HBK EL-505, INJURY COMPENSATION, DECEMBER 1995
FORMS

Form 2485 (continued)

Examinee's Name	SSN
-----------------	-----

10: Summary of Medical Findings

(Explain in detail any abnormality noted in history or physical examination)

9a. Physician's Name (Type or Print) <input type="checkbox"/> Medical Officer <input type="checkbox"/> Contract Physician <input type="checkbox"/> Private Physician	b. Address (Include ZIP + 4)	
▶ IMPORTANT - Examining Physician: If you are not a Postal Medical Officer, sign and return the entire form, intact, in the preaddressed Restricted/Medical envelope within 5 days of the examination	c. Signature	d. Date

HBK EL-505, INJURY COMPENSATION, DECEMBER 1995
FORMS

Form 2485 (continued)

NOTE: Insert carbon from page 1 between parts 1 & 2 of this page before completing.
E. Medical Assessment by Postal Medical Officer/Contract Physician

Examinee's Name (Last, First, MI)	SSN	Complete All Items Below in Lay Terms to Observe Privacy Considerations
-----------------------------------	-----	----------------------------------------------------------------------------

1. Medical History: Based upon review of Section C of this form, Examinee's Medical History, VA records (if applicable), outside medical records, etc., check appropriate box below. Note any significant past medical data that is pertinent to the physical, and medical data that is pertinent to the physical and mental requirements of the essential functions of the position applied for.

- No Significant Finding
- Significant Findings as Noted:
(Observe privacy considerations)

2. Physical Findings: Based upon a complete physical examination and mental status examination (if indicated), check appropriate box below.

- No Limitations/Restrictions
 - Limitations/Restrictions as Noted:
 - Specialist Exam Required with Narrative Report
Note any restrictions (inabilities) and/or limitations (partial inabilities) identified.
- Do not complete Item 4, below, until specialist's report is reviewed.)

3. Employment History: Based upon review of examinee's PS Form 2591, Application for Employment (if applicable), Supervisor's Evaluations, prior job descriptions, etc., check appropriate box below. Note any employment data that is pertinent to past or current medical conditions. Note only that employment data which supports the examinee's ability to perform the essential functions of the position for which the examinee has applied.

- No Significant Findings
- Significant Findings as Noted:

4. Risk Assessment: NOTE: Do not complete this section until specialist's report (if required) has been reviewed.

Based upon a review of findings as noted in nos. 1-3, above, indicate assessment of applicant's risk of incurring job-related injury or illness, within the next six months, due to existing or past medical conditions.

- | | |
|-----------------------------------------------------------------------------------------------------------------------------------------------------------------------------------------------------------------------------------------------------------------------------------------------------------------------------------------------------------------------------------------------------------------------------------------------------|-----------------------------------------------------------------------------------------------------------------------------------------------------------------------------------------------------------------------------------------------------------------------------------------------------------------------------------------------------------------------------------------------------------------------------------------------------------------------------------------|
| <ul style="list-style-type: none"> <input type="checkbox"/> No Medical Risk/Restriction: Examinee is medically qualified to perform essential functions of the position without accommodation. <input type="checkbox"/> Low Risk/Restriction: Examinee is medically qualified to perform essential functions of the position at the time of examination, but periodic medical follow-up is recommended. (See No. 5, below.) | <ul style="list-style-type: none"> <input type="checkbox"/> Moderate Risk/Restriction: Examinee would be medically qualified to perform essential function of the position only if below noted limitations/restrictions can be accommodated. (See No. 5 below.) <input type="checkbox"/> High Risk/Restriction: Examinee is not medically qualified to perform essential functions of the position. Accommodations will not reduce medical risk or restriction. |
|-----------------------------------------------------------------------------------------------------------------------------------------------------------------------------------------------------------------------------------------------------------------------------------------------------------------------------------------------------------------------------------------------------------------------------------------------------|-----------------------------------------------------------------------------------------------------------------------------------------------------------------------------------------------------------------------------------------------------------------------------------------------------------------------------------------------------------------------------------------------------------------------------------------------------------------------------------------|

5. Suggested Accommodations: (Job modifications which would allow examinee to perform essential functions of the position effectively and safely)

Signature of Medical Authority	Date	Name and Location (Type or Print)
--------------------------------	------	-----------------------------------

F. Completed by Appointing/Referring Official (HBK-EL 311,343.5)

Enter Action Taken	Name & Location (Type or Print)		
<input type="checkbox"/> Selected for Appointment <input type="checkbox"/> Fit for Duty <input type="checkbox"/> Not Selected for Appointment <input type="checkbox"/> Not Fit for Duty	<table border="1" style="width: 100%; border-collapse: collapse;"> <tr> <td style="width: 70%; padding: 2px;">Signature</td> <td style="width: 30%; padding: 2px;">Date</td> </tr> </table>	Signature	Date
Signature	Date		

HBK EL-505, INJURY COMPENSATION, DECEMBER 1995
FORMS

Form 2488



Authorization for Medical Report

Name & Address	Social Security Number	VA Number
	Date of Birth	Date of Injury

Service Record

Branch of Service <input type="checkbox"/> USA <input type="checkbox"/> USMC <input type="checkbox"/> USCG <input type="checkbox"/> USN <input type="checkbox"/> USAF	Rank	Military Service Number
		Date Entered Service Date Released from Service

Postal Medical Officer

Name	Mailing Address
------	-----------------

Authorization

I, the undersigned, authorize the following hospitals and/or doctors to furnish the above mentioned postal medical officer all medical information concerning the following problems. It is understood that this/these report(s) will be furnished without cost to the US Postal Service. A photostat of this authorization will be as valid and effective as the original.

Signature	Witness Signature	
Printed or Typed Name	Printed or Typed Name of Witness	Date

Authorized Doctors/Hospitals

--

Medical Problems

--

Privacy Act Statement

<p>The collection of this information is authorized by 39 USC 401, 1001. Completion of this form is voluntary. This information will be used to secure outside medical information necessary to process medical records which are kept on each postal employee. As a routine use, this information may be disclosed to the Civil Service Commission, Public Health Services, HHS, and to officials of other federal agencies responsible for federal benefit programs. In addition, this information may be disclosed to an</p>	<p>appropriate law enforcement agency for investigative or prosecutorial purposes, to a congressional office at your request, or where pertinent, in a legal proceeding to which the Postal Service is a party, to OMB for review or private relief regulation, to a labor organization as required by the NLRA, or to an agency where relevant to hiring, contracting, or licensing procedures. Your failure to provide this information may result in your not receiving full consideration for a position.</p>
---------------------------------------------------------------------------------------------------------------------------------------------------------------------------------------------------------------------------------------------------------------------------------------------------------------------------------------------------------------------------------------------------------------------------------------------------------------------------------------------------------------------------------	-------------------------------------------------------------------------------------------------------------------------------------------------------------------------------------------------------------------------------------------------------------------------------------------------------------------------------------------------------------------------------------------------------------------------------------------------------------------------------------------------------------------

PS Form 2488, June 1987

HBK EL-505, INJURY COMPENSATION, DECEMBER 1995

FORMS

Form 2489



Identification of Physical/Mental Disability

See Privacy Statement on Reverse

The examining physician completes this form and forwards it to the appointing official along with PS Form 2485, *Medical Examination and Assessment*. This form is RESTRICTED. Do not put this form into the Official Personnel Folder. After the disability code is entered on PS Form 50, return this form to the Postal Medical Officer for retention, along with Form 2485.

A reportable disability is a physical or mental impairment that substantially limits one or more major life activities (e.g., caring for one's self, performing manual tasks, walking, seeing, hearing, speaking, breathing, learning, and working) or a record of such an impairment. In cases of multiple disabilities, choose the code for the one that is most disabling.

Name (Last, First, MI)	Social Security Number	Date
Duty Station	Enter Applicable Code Here	

Disability Codes

Code	General	Partial Paralysis (Continued)	
01	Disability Not Reported	64 Both hands	
05	No Disability	65 Both legs, any part	
06	Disability Not Listed on This Form	66 Both arms, any part	
Speech Impairments		67 One side of body, including one arm and one leg	
13	Severe speech malfunction or inability to speak, hearing is normal. Example: defects of articulation (unclear language sounds); stuttering; aphasia, laryngectomy (removal of the voice box).	68 Three or more major parts of the body (arms and legs)	
Hearing Impairments		Complete Paralysis (Because of a brain, nerve, or muscle problem, including palsy and cerebral palsy, there is complete loss of ability to move or use a part of the body, including legs, arms and/or trunk).	
15	Hard of hearing; correctable by hearing aid	70 One hand	
16	Total deafness with understandable speech	71 Both hands	
17	Total deafness with inability to speak clearly	72 One arm	
Vision Impairments		73 Both arms	
22	Can read ordinary size print with glasses, but with loss of peripheral (side) vision	74 One leg	
23	Cannot read ordinary size print; not correctable by glasses	75 Both legs	
24	Blind in one eye	76 Lower half of body, including legs	
25	Blind in both eyes	77 One side of body, including one arm and one leg	
Missing Extremities		78 Three or more major parts of the body (arms and legs)	
27	One hand	Other Impairments	
28	One arm	80	Heart disease with no restriction or limitation of activity (History of heart problem with complete recovery).
29	One foot	81	Heart disease with restriction or limitation of activity
32	One leg	82	Convulsive disorder (e.g., epilepsy)
33	Both hands or arms	83	Blood disease (e.g., sickle cell disease, leukemia, hemophilia)
34	Both feet or legs	84	Diabetes
35	One hand or arm and one foot or leg	86	Pulmonary or respiratory (e.g., tuberculosis, emphysema, asthma)
36	One hand or arm and both feet or legs	87	Kidney dysfunctioning (e.g., use of an artificial kidney machine)
37	Both hands or arms and one foot or leg	88	Cancer - a history of cancer with complete recovery
38	Both hands or arms and both feet or legs	89	Cancer - undergoing surgical and/or medical treatment
Nonparalytic Orthopedic Impairments (Because of chronic pain, stiffness, or weakness in bones or joints, there is some loss of ability to move or use a part of the body)		92	Severe distortion of limbs and/or spine (e.g., dwarfism, kyphosis - severe distortion of back, etc.)
44	One or both hands	93	Disfigurement of face, hands, or feet (e.g., distortion of features on skin, such as those caused by burns, gunshot injuries, and birth defects, gross facial birth marks, club feet, etc.)
45	One or both feet	Mental Retardation / Emotional Problems	
46	One or both arms	90	A chronic and lifelong condition involving a limited ability to learn, to be educated and to be trained for useful productive employment as certified by a State Vocational Rehabilitation Agency.
47	One or both legs	91	Mental or emotional illness (a history of treatment for mental or emotional problems).
48	Hip or pelvis	94	Learning Disability
49	Back		
57	Any combination of two or more parts of the body		
Partial Paralysis (Because of a brain, nerve, or muscle problem, including palsy, cerebral palsy, there is some loss of ability to move or use a part of the body, including legs, arms, and/or trunk).			
61	One hand		
62	One arm, any part		
63	One leg, any part		

PS Form 2489, April 1989

HBK EL-505, INJURY COMPENSATION, DECEMBER 1995 FORMS

Form 2489 (continued)

Privacy Act Statement

Collection of the handicap information is authorized by the Rehabilitation Act of 1973 (*P.L. 93-112*). The information furnished will be used for the purpose of producing statistical reports to show agency progress in hiring, placement, and advancement of disabled individuals, to locate individuals for voluntary participation in surveys, and for affirmative action purposes. All reports will be in the form of aggregate totals and will be used to inform Postal Service management, the Office of Personnel Management, the Equal Employment Opportunity Commission, the Congress, and the public of the status of programs for employment of people with disabilities.

With the exception of individuals hired under a special authority for the hiring of individuals with disabilities, the furnishing of these data is voluntary. Individuals who have been hired under a special appointment authority for the hiring of individuals with disabilities must report disability data using the appropriate code, 13 to 94. Failure of these persons to furnish data will result in the Postal Service obtaining code from employment records and/or medical documentation used to justify the appointment.

Otherwise, failure to furnish disability data will result in the Postal Service recording Code 01, which indicates an individual does not wish to have disability status officially recorded outside of medical records.

Instructions

This form is to be completed by the examining physician and forwarded to the appointing official, along with PS Form 2485, *Medical Examination and Assessment*. PS Form 2489, *Identification of Physical/Mental Disability* is restricted and is NOT to be

retained in the Official Personnel Folder. After the handicap code is entered on PS Form 50, this form is to be returned to the Postal Medical Officer for retention, along with Form 2485.

*U.S. Government Printing Office: 1990 — 282-404/25732

HBK EL-505, INJURY COMPENSATION, DECEMBER 1995
FORMS

Form 2491



Medical Report - First Aid Injuries

Part A - Supervisor

1. Name and Address of Facility or Physician Authorized to Perform Medical Care		2. Check the Appropriate Boxes: <input type="checkbox"/> Initial Visit (on day of injury) <input type="checkbox"/> Subsequent Follow-up Visit <input type="checkbox"/> Initial Visit (beyond the date of injury) <input type="checkbox"/> Inside Normal Working Hours <input type="checkbox"/> Inside Normal Working Hours <input type="checkbox"/> Outside of Normal Working Hours <input type="checkbox"/> Outside of Normal Working Hours	
3. Injured Employee's Name		4. Employee's Occupation	
5. Employee's SSN	6. Date and Time of Injury (Mo., Day, Yr.)	7. Was Injury Job Related? <input type="checkbox"/> Yes <input type="checkbox"/> No	
8. Brief Description of Injury			

Part B - Physician/Nurse Note: See Notice on Reverse

9. Diagnosis		10. Prognosis	
11a. Is further treatment required other than one additional follow-up to this aid injury? <input type="checkbox"/> Yes <input type="checkbox"/> No			
11b. If "Yes" and the subsequent visit is scheduled during the employee's normal working hours or if the initial visit is scheduled beyond the date of injury during the employer's normal work hours, appropriate OWCP CA Forms (i.e., CA-17 and CA-16/CA-20) need to be completed and submitted to OWCP. The employees may elect to continue treatment with the Postal Medical Officer or contract physician or own physician of employee's choice, if further treatment is necessary.			
11c. If "No," are any physical precautions required on a temporary basis to perform the employee's regular job? Identify these precautions and give date when they will no longer be necessary. <input type="checkbox"/> Yes <input type="checkbox"/> No			
12. Physician/Nurse Signature		13. Date	

NOTE TO EMPLOYEE: You must return part one of this completed form to the control office/point.

PS Form 2491, July 1988

1 - Injury Compensation
2 - Physician/Nurse
3 - Employee

HBK EL-505, INJURY COMPENSATION, DECEMBER 1995
FORMS

Form 2491 (continued)

Notice to Contract Physicians

This employee has experienced an on-the-job injury and is referred to you for treatment. The Postal Service will reimburse you for the cost of the initial visit and one additional visit (if needed) for follow-up of this minor injury where no further treatment is likely. If treatment is required beyond the second visit and the employee elects to continue treatment with you, it will necessitate our forwarding of the resulting bills to the Department of Labor, Office of Workers' Compensation Programs (OWCP) for review and payment.

The OWCP has implemented a fee schedule of maximum allowable medical charges for services. Medical bills for services provided after June 9, 1986, which exceed the maximum allowable, will be reduced by OWCP in accordance with the fee schedule. A medical provider whose charge for service is only partially paid because it exceeds a maximum allowable amount set under the OWCP's fee schedule may, within 30 days of payment, request reconsideration of the fee determination to the OWCP. Request for reconsideration procedures are outlined in OWCP's notification letter to the medical provider.

HBK EL-505, INJURY COMPENSATION, DECEMBER 1995 FORMS

Form 2556 (continued)

Instructions

(Disbursement must be made in accordance with 5 U.S.C. 8132. Also, provide the employee with a copy of this form.

NOTE: *Shaded area for USPS Use Only.*

Property Damage, (line 2): A reasonable amount for clothing or other personal belongings damaged or destroyed in an accident may be deducted. These amounts must be itemized. If an automobile or other vehicle is damaged or destroyed, then more tangible evidence of such damage is required. The year, make, model, and Blue Book value of the vehicle must be furnished. A copy of the repair bill will suffice if the vehicle was not totally destroyed.

Attorney's Fee, (line 4): Deduct the attorney's fee in line 4 from the balance shown in line 3. The attorney's fee as a percentage of line 3 must also be shown.

Court Costs, (line 6): These consist of such items as filing fees, witness fees, actual costs of collection, or any payments to physicians for expert testimony as opposed to payment for treatment. *(Payment for medical treatment comes under line 10 and/or 12.)* All items must be itemized.

20% Guarantee, (line 8): This amount is turned over to the claimant and is not subject to any deductions.

Public Health Service, (line 10): Refund made to a Federal medical facility for medical treatment is deductible under line 10. The claim of the Federal medical facility is separate and apart from the claim of the OWCP.

Medical Expense Paid By Claimant, (line 12): This consists of any medical expenses paid by the claimant other than those paid by OWCP or by an insurance carrier. It does not include items paid by the claimant for which the claimant was subsequently reimbursed by the OWCP or by an insurance carrier. Itemize all items submitted for credits and deduction in line 12 or attach copies of paid bills. A lump sum amount will not be accepted for credit.

Government Allowance for Attorney's Fee, (line 15): The Government contributes a portion of its refund to the claimant as an attorney fee. This fee is based upon the OWCP's disbursements, or other amount as shown in line 14.

Amount to Be Refunded, (line 16): This represents the amount to be refunded to the Government for OWCP disbursements. Refund check must be made payable to the OWCP.

Surplus, (line 17): This surplus, which is retained by the claimant, is the amount against which the OWCP will credit any future compensation payments or additional medical expenses payable on account of the same injury or death.

HBK EL-505, INJURY COMPENSATION, DECEMBER 1995 FORMS

Form 2557



Employee's Third-Party Recovery Statement

File No.

Claimant	Date of Injury/Death	MSC	Finance No.
----------	----------------------	-----	-------------

When a Third-Party Settlement Is Made Without an Attorney

1. Contact this office for the amount of disbursements.
2. If you were examined or treated at a Federal medical facility, contact that facility for the value of its service. If service was rendered by the U.S. Public Health Service, the Regional Counsel of the Department of Health and Human Services should be contacted.
3. Complete the recovery statement below and return it to this office. Enclose a check or money order for the amount appearing in item 3, below, made payable to "Office of Workers' Compensation Programs (OWCP)."

The law provides that the United States must be reimbursed out of any third-party recovery for any disbursements made by the Government. The term "disbursement" includes compensation, medical bills and transportation expenses. If there were disbursements requiring a refund, you are still entitled to a minimum amount of the recovery irrespective of any liens of the Government (*see item 2c below*).

1. Total recovery	\$ _____
2. Less:	
a. Personal property damage	\$ _____
b. Balance (<i>item 1 less item 2a</i>)	\$ _____
c. Minimum guarantee (<i>20 percent of item 2b - to be retained by you</i>)	\$ _____
d. Medical expenses paid by you for which you have not received reimbursement from OWCP or an insurance carrier (<i>attach itemization</i>)	\$ _____
e. Adjusted balance (<i>item 2b less items c and d</i>)	\$ _____
3. OWCP disbursements or item 2e, whichever is less	\$ _____
4. Surplus (<i>line 2e less item 3</i>)	\$ _____

Following submission of this statement, you will be advised further concerning your compensation status.

Date of Judgment or Release	Signature	Date
-----------------------------	-----------	------

The Federal Employee's Compensation Act, as amended (5 USC 8101, et seq.) is administered by the Office of Workers' Compensation Programs of the U.S. Department of Labor. In accordance with this responsibility, the office collects and maintains personal information on claimants and their immediate families. The information will be used to determine eligibility for and the amount of benefits payable under the Act. The Postal Service uses the information in handling matters relating, directly or indirectly, to the subject matter of the claim in accordance with provisions of 20 CFR 10. In addition, this information may be disclosed to an appropriate law enforcement agency for investigative or prosecutive purposes, to a congressional office at your request, to OMB for review of private relief legislation, to a labor organization as required by the NLRA, and where pertinent, in a legal proceeding to which the Postal Service is a party. Failure to provide the information requested may delay the adjudication process, or result in an unfavorable decision or a reduced level of benefits, (however, disclosure of the social security number is voluntary and will not cause such delays; its only purposes are to enable the Postal Service to account for program costs and to verify the dollar amount of payments due the Department of Labor).

HBK EL-505, INJURY COMPENSATION, DECEMBER 1995 FORMS

Form 2559



Third Party Claim - Information Request

Section 8131 of Title 5, United States Code, provides that when damages are recovered the United States shall be reimbursed for payments if made on account of the injury.

1. Have you presented a claim or instituted suit for damages against any person or persons apparently responsible for your injury? Yes No
(If yes, give the third party's name and address and the name and address of the insurance carrier, if known.)

Third Party's Name and Address

Insurance Carrier's Name and Address

2. Have you retained an attorney with regard to a possible action against any person or persons apparently responsible for your injury? Yes No
(If yes, give the attorney's name.)

3. If you have not filed a claim for damages, state your reasons, in full detail, for not doing so.

4. Have damages been recovered? Yes No *(If yes, please furnish the following information:)*

a. Total amount recovered \$

b. Personal property damage, if any \$

c. Medical expenses paid by you personally *(Do not include those paid or reimbursed by OWCP or an insurance carrier.) (Attach itemization.)* \$

d. Attorney's fee, if any \$

Date of Judgment or Release	5. Signature	Date
-----------------------------	--------------	------

The Federal Employee's Compensation Act, as amended (5 USC 8101, et seq.) is administered by the Office of Workers' Compensation Program of the U.S. Department of Labor. In accordance with this responsibility, the office collects and maintains personal information on claimants and their immediate families. The information will be used to determine eligibility for and the amount of benefits payable under the Act. The Postal Service uses the information in handling matters relating, directly or indirectly, to the subject matter of the claim in accordance with the provisions of 20 CFR 10. In addition, this information may be disclosed to an appropriate law enforcement agency for investigative or prosecutive purposes, to a congressional office at your request, to OMB for review of private relief legislation, to a labor organization as required by the NLRA, and where pertinent, in a legal proceeding to which the Postal Service is a party. Failure to provide the information requested may delay the adjudication process, or result in an unfavorable decision or a reduced level of benefits; however, disclosure of the social security number is voluntary and will not cause such delays; its only purposes are to enable the Postal Service to account for program costs and to verify the dollar amount of payments due the Department of Labor.

HBK EL-505, INJURY COMPENSATION, DECEMBER 1995 FORMS

Form 2560



Referral of Third Party Material

To:			From:
Case No.	Date Submitted	Date Claimant Rtd. to Work	Employee's Name

Attached Are the Following Documents:

1. CA Forms (Front and Back)

- | | | |
|-------------------------------|-------------------------------|--------------------------------------------|
| <input type="checkbox"/> CA-1 | <input type="checkbox"/> CA-4 | <input type="checkbox"/> Other (Identify): |
| <input type="checkbox"/> CA-2 | <input type="checkbox"/> CA-5 | |
| <input type="checkbox"/> CA-3 | <input type="checkbox"/> CA-7 | |

2. Witness Statements and Accident Reports

- | | |
|--------------------------------------------------|--------------------------------------------|
| <input type="checkbox"/> Reverse of CA-1 or CA-2 | <input type="checkbox"/> Other (Identify): |
|--------------------------------------------------|--------------------------------------------|

3. Medical Reports

- | | |
|------------------------------------------|--------------------------------------------|
| <input type="checkbox"/> CA-16 (Reverse) | <input type="checkbox"/> Other (Identify): |
| <input type="checkbox"/> CA-20 | |
| <input type="checkbox"/> CA-20A | |

4. Correspondence From:

- | | |
|------------------------------------------------|--------------------------------------------|
| <input type="checkbox"/> Attorney Dated: _____ | <input type="checkbox"/> Other (Identify): |
| <input type="checkbox"/> Claimant Dated: _____ | |

5. Award of Compensation


- | | | |
|----------------------------------|---------------------------------|--------------------------------------------|
| <input type="checkbox"/> CA-1048 | <input type="checkbox"/> CA-181 | <input type="checkbox"/> Other (Identify): |
| <input type="checkbox"/> CA-1049 | | |
| <input type="checkbox"/> CA-180 | | |

6. Settlement

- | | |
|--------------------------------------------------------|----------------------------------------------------------------------------------------|
| <input type="checkbox"/> Claimant's Recovery Statement | <input type="checkbox"/> Settlement Has Been Made in This Case. Attached Is a Copy of: |
| <input type="checkbox"/> Recovery Letter 1 | |

HBK EL-505, INJURY COMPENSATION, DECEMBER 1995 FORMS

Form 2562

	Injury Compensation Program - Notice of Potential Third Party Claim	<div style="border: 1px solid black; padding: 2px;">1. Date</div>
A. Employee Information		
2. Name <hr/> 4. Social Security Number <hr/> 5. Title <hr/> 7. Office of Employment <hr/>	3. Home Address <i>(Include Apt. Number & ZIP + 4)</i> <hr/> 6. Home Phone <i>(Include Area Code)</i> <hr/> 8. Contact Point at Employing Office <i>(Name & Phone Number)</i> <hr/>	
B. Injury Information		
1. Date & Location of Injury <hr/> 3. Brief Description of Injury <hr/>	2. OWCP File Number <hr/>	
4. Name & Address of Attending Physician <i>(Include Suite Number)</i> <hr/>		
5. Name & Address of Attorney Representing Employee <i>(Include Suite Number)</i> <hr/>		
6. Wage Records, Medical Records, and Other Pertinent Information May Be Released to My Attorney. <input type="checkbox"/> Yes <input type="checkbox"/> No		
C. Third Party Information		
1. Name <hr/>	2. Address <i>(Include Apt. Number and ZIP + 4)</i> <hr/>	
3. Does the Employee or Beneficiary(ies) Intend to Take Action Against the Third Party? <i>(If "No", Explain Why Not)</i> <input type="checkbox"/> Yes <input type="checkbox"/> No		
4. Name & Address of Insurance Company <i>(Include Suite Number)</i> <hr/>	5. Name & Address of Law Enforcement Agency Notified <hr/>	
Prepared By <i>(Printed Name & Signature)</i> <hr/>	Date Signed <hr/>	

PS Form 2562, December 1988

HBK EL-505, INJURY COMPENSATION, DECEMBER 1995

FORMS

Form 2562 (continued)

-
1. Complete this form whenever a third party (individual) is involved in an incident where a postal employee has applied for compensation benefits.
 2. A third party may be involved directly, as in a vehicle accident, or indirectly, as in designing or manufacturing an unsafe or defective machine.
 3. The employee or employee's beneficiaries are encouraged to seek recovery from a third party that they believe is responsible for the employee's work related injury. An injured employee or employee's beneficiaries who, when required by OWCP, fail to take action against a third party may become ineligible for injury compensation.
-

The Federal Employees' Compensation Act, as amended (5 USC 8101, et seq.), is administered by the Office of Workers' Compensation Programs of the U.S. Department of Labor. In accordance with this responsibility, the office collects and maintains personal information on claimants and their immediate families. The information will be used to determine eligibility for and the amount of benefits payable under the Act. The information may be used by other agencies or persons in handling matters relating, directly or indirectly, to the subject matter of the claim, so long as such agencies or persons have received the consent of the individual claimant, or have complied with the provisions of 20 CFR 10. In addition, this information may be disclosed to an appropriate law enforcement agency for investigative or prosecutive purposes, to a congressional office at your request, to OMB for review of private relief legislation, to a labor organization as required by the NLRA, and where pertinent, in a legal proceeding to which the Postal Service is a party. Failure to provide the information requested may delay the adjudication process, or result in an unfavorable decision or a reduced level of benefits (disclosure of your social security number is voluntary; the failure to disclose such number will not result in the denial of any right, benefit or privilege to which you may be entitled).

HBK EL-505, INJURY COMPENSATION, DECEMBER 1995
FORMS

Form 2573

U.S. Postal Service	OWCP File No. _____
REQUEST - OWCP CLAIM STATUS	

Section A	To: OFFICE OF WORKERS COMPENSATION PROGRAMS UNITED STATES DEPARTMENT OF LABOR _____ _____	Instructions A. Postmaster: Enter File No. and complete Section A. Check request boxes in Section B as needed (1-5). Forward to OWCP District Office in duplicate. B. OWCP Office: The employee below has filed a claim with you. Please help us determine this claimant's status by completing Section B as checked (1-5). Sign, date, and return copy to Requester.
	Requester Name: _____ Address: _____ _____ Date: _____	Claimant Name: _____ Work Address: _____ _____ Date Injured: _____

Section B	This is restricted information and is used only for official Postal Service purposes.	
	1. <input type="checkbox"/> Claim for Benefits is:	<input type="checkbox"/> a. Accepted (<i>Date</i>) _____ <input type="checkbox"/> b. Rejected (<i>Date</i>) _____ <input type="checkbox"/> c. Pending
	2. <input type="checkbox"/> Employee is Currently Receiving Compensation:	<input type="checkbox"/> Yes (<i>Complete Item 3.</i>) <input type="checkbox"/> No
	3. <input type="checkbox"/> Type/Amount of Payment:	<input type="checkbox"/> a. Temporary Total Disability of \$ _____ per _____. <input type="checkbox"/> b. Permanent Total Disability of \$ _____ per _____. <input type="checkbox"/> c. Loss of Wage Earning Capacity of \$ _____ per _____. <input type="checkbox"/> d. Scheduled Award of \$ _____ per _____. Terminates (<i>Date</i>) _____.
	4. <input type="checkbox"/> Last Medical Examination (<i>Date</i>): _____ (<i>Attach Copy</i>)	
5. <input type="checkbox"/> Other (<i>Specify</i>): _____ _____ _____		
Signature and Title (<i>OWCP Officer</i>)	Date	

PS Form 2573, June 1991

HBK EL-505, INJURY COMPENSATION, DECEMBER 1995 FORMS

Form 2577



Assignment of Claim to the USPS

As a result of my applying for and receiving benefits under the provisions of the Federal Employees' Compensation Act (5 U.S.C. 8101-50), and because I do not wish to prosecute an action in my own name to recover damages, I (name) _____, of (address) _____, City of _____, County of _____, State of _____, hereby voluntarily assign to the United States Postal Service all of my right, title and interest in any claim, demand, or cause of action which I may have against (name of third party) _____, or any other person, as a result of an injury I sustained on (date) _____, at (location) _____, while in the performance of my duties as an employee of the United States Postal Service.

I understand that in the event of recovery of damages by the United States Postal Service under this assignment, I am entitled to one-fifth of the net amount of recovery after expenses thereof have been deducted and to any surplus remaining as provided by Section 8131 of the Federal Employees' Compensation Act.

I understand that I have the right to pursue an action to recover damages by myself or by an attorney of my own choice, but I hereby am assigning that right to the United States Postal Service. Upon acceptance of this assignment, the United States Postal Service shall have full and complete authority to take whatever action on this claim it considers appropriate, and may institute legal action, settle or compromise the claim or any suit, or decline to institute suit, or to take any other action. In the event the United States Postal Service declines to institute suit, or to take other action, it shall have the right to cancel this assignment and thereby reassign the claim back to me.

I hereby authorize the United States Postal Service to furnish all records, medical and other reports, statements made by myself and other papers relating to my injury to the parties against whom claim is made, their representative, and insurance companies for the purpose of effectuating a settlement of the assigned claim.

IN WITNESS WHEREOF, I have signed this assignment this _____ day of _____, 19 _____.

(Signature)

Recognizing that it is within the discretion of the United States Postal Service to accept or to refuse to accept this Assignment of Claim, and pursuant to the authority granted by 39 C.F.R. 224.2(b) (1) (i) and other Postal Regulations, I hereby accept the above assignment.

Dated _____

(Signature)

(Title)

Privacy Act Statement

Collection of this information is authorized by 39 USC 401. The purpose for which the information is to be used is to assign a third-party damage claim to the USPS. As a routine use, this information may be disclosed to OWCP and a third-party representative. Completion of this form is voluntary; however, if you do not complete this form, the USPS can not pursue your claim or prosecute an action on your behalf.

HBK EL-505, INJURY COMPENSATION, DECEMBER 1995
FORMS

Form 3544



Post Office Receipt for Money

Post Office	Station	Unit ID	No. 00
Amount (Write out in words)		Amount \$	
For	AIC	Date	
Received From (Show address only when receipt is mailed)			Permit Number or SSN
Postmaster (By)			

PS Form **3544**, January 1995

Original **Thank you**

HBK EL-505, INJURY COMPENSATION, DECEMBER 1995 FORMS

Form 3971



Request for or Notification of Absence

Employee's Name (Last, First, M.I.)		Social Security No.		Date Submitted		No. of Hours Requested		Sched- uled Un- sched- uled	PP	Year	
Installation (For PM leave, show City, State, and ZIP Code)			N/S Day	Pay Loc. #	D/A Code	From Date	Hour				Day
Time of Call or Request		Scheduled Reporting Time		Employee Can Be Reached At (If needed) <input type="checkbox"/> No Call		Thru Date Hour					
Type of Absence		Documentation (For Official Use Only)		Revised Schedule for (Date)		Approved in Advance <input type="checkbox"/> Yes <input type="checkbox"/> No					
<input type="checkbox"/> Annual		<input type="checkbox"/> For COP Leave (CA1 on File)		Begin Work						Mon 03	
<input type="checkbox"/> Carrier 701 Rule		<input type="checkbox"/> For Advanced Sick Leave (1221 on File)		Lunch-Out						Tue 04	
<input type="checkbox"/> LWOP (See Reverse)		<input type="checkbox"/> For Military Leave (Orders Reviewed)		Lunch-In						Wed 05	
<input type="checkbox"/> Sick (See Reverse)		<input type="checkbox"/> For Court Leave (Summons Reviewed)		End Work						Thur 06	
<input type="checkbox"/> Late <input type="checkbox"/> COP		<input type="checkbox"/> For Higher Level (1723 on File)		Total Hours						Fri 07	
<input type="checkbox"/> Other: _____		<input type="checkbox"/> Scheme Training Testing, Qualifying (Memo on File)								Sat 08	
Remarks (Do Not Enter Medical Information)											
I understand that the annual leave authorized in excess of amount available to me during the leave year will be changed to LWOP.											
Employee's Signature and Date			Signature of Person Recording Absence and Date			Signature of Supervisor and Date Notified					Mon 10
Official Action on Application (Return copy of signed request to employee)											
<input type="checkbox"/> Approved, not FMLA		<input type="checkbox"/> Approved, FMLA		<input type="checkbox"/> Pending Documentation Noted on Reverse.		Signature of Supervisor and Date				Tue 11	
<input type="checkbox"/> Disapproved (Give Reason)										Wed 12	
Warning: The furnishing of false information on this form may result in a fine of not more than \$10,000 or imprisonment of not more than 5 years, or both. (18 U.S.C. 1001)											
										<input type="checkbox"/> Continued on Reverse	

PS Form 3971, June 1995

During This Absence, I Was Incapacitated for Duty by:				Leave Types (Information Only)			Sched- uled Un- sched- uled	PP	Year	
<input type="checkbox"/> Sickness <input type="checkbox"/> On the Job Injury <input type="checkbox"/> Off the Job Injury <input type="checkbox"/> Pregnancy and Confinement				<input type="checkbox"/> Caring for, or Exposed to, a Contagious Disease <input type="checkbox"/> Undergoing Medical, Dental, or Optical Examination or Treatment						Day
Additional Documentation Required				Leave Type	Time Card Code	PSDS Code				
				LWOP - Lieu of Sick Leave	59/60	20			Sat 01	
				LWOP - Proffered	59/60	21			Sun 02	
				LWOP - Personal Reasons	59/60	22			Mon 03	
				LWOP - Part Day	59	23			Tue 04	
				LWOP - Full Day	60	23			Wed 05	
				LWOP - AWOL	59/60	24			Thur 06	
				LWOP - IOD-OWCP	49	25			Fri 07	
				LWOP - Maternity	59/60	26			Sat 08	
				LWOP - Suspension	59/60	27			Sun 09	
				LWOP - Union Official	84	28			Mon 10	
				LWOP - Suspension Pending Termination	59/60	29			Tue 11	
				Continuation of Pay - USPS	71	03			Wed 12	
				Court Duty	61	04			Thur 13	
				Military Leave	67	05			Fri 14	
				Postmaster's Organization	89	08				
				Blood Donor Leave	69	09				
				Other Paid Leave	86	10				
				Convention Leave	66	12				
				Acts of God	78	13				
				Veteran's Funeral	79	14				
				Relocation	80	15				
				Civil Defense	77	16				
				Civil Disorder	81	17				
				Voting Leave	85	18				
<p>Privacy Act: The collection of this information is authorized by 39 USC 401, 1001, 1003, 1005; 5 USC 8339; and Public Law 103-3. This information will be used to grant or deny your request for official leave from Postal Service duty. It may be disclosed under the routine uses given in Privacy Act system notices USPS 050.020 and USPS 120.070 (see appendix of Administrative Support Manual or, if you wish to obtain a copy of these notices contact your personnel office). Completion of this form is voluntary. If this information is not provided, official leave may not be granted.</p>										

PS Form 3971, June 1995 (Reverse)

HBK EL-505, INJURY COMPENSATION, DECEMBER 1995 FORMS

Form 6105



Disclosure of Information About Employees to Collective Bargaining Agents

Notice

This information is being disclosed under the provisions of a collective bargaining agreement for an official collective bargaining purpose as being relevant to the need which you have expressed. As the receiving union official, you are hereby notified that the records include personal information about an individual(s). While in the custody of the Postal Service, this information has been protected under the Privacy Act. Its use by your organization should

be consistent with the statutory protection. Specifically, the information contained in these records should be discussed or disclosed only when necessary for an official collective bargaining purpose. If it is necessary to discuss or disclose this information, provide all possible protection of personal information by, for example, restricting the dissemination of the information to specific individuals and removing information they do not need to know.

PS Form 6105, May 1993

Part I (To Union Representative with Records Disclosure)



Disclosure of Information About Employees to Collective Bargaining Agents

Disclosure Accounting Statement

In compliance with the Privacy Act (5 USC 552 a (c)), this accounting of disclosure must be filed, cross-indexed, or otherwise associated with the record(s) that was disclosed. See additional instructions below.

Name of Employee or Group of Employees About Whom Record(s) Pertain

Summary of Information Disclosed

Stated Purpose

Source (Brief identification of records, etc.)

I have received Part I of this Form and Understand the Conditions as Set Forth Therein:

Date: _____

Signature: _____

Name:

Title:

Local:

Union:

Instructions to Supervisor or Other Disclosing USPS Official

Postal Service regulations, the Privacy Act, and our collective bargaining agreements provide for collective bargaining representatives to be furnished the information they need to determine whether to file or to continue the processing of a grievance.

When a union agent asks for information, a signed statement of authorization to disclose is not required from the employee(s) who is the subject of the record. In addition, it is not necessary to tell the subject employee(s) that the information was released unless the employee(s) specifically asks, in which case you must advise the individual(s) accordingly.

Your job is to:

- (1) Inquire as to the purpose of the request.
- (2) Determine whether routine use authority exists in the system from which the information is disclosed.

- (3) Decide whether the information is relevant to the requested need.
- (4) Seek advice of Manager, Human Resources or other Human Resources personnel, as appropriate, if you are not sure of relevancy.
- (5) Use this form if the information released is about a postal employee(s).
- (6) If the agent refuses to sign this form, date and print the agent's name *underneath* (not on) the signature line.
- (7) Give Part I of this form to the union representative, along with the records that are released.
- (8) File Part II of this form in accordance with preprinted instructions above.

NOTE: Form 6100-A, *OPF Disclosure Accounting Form*, is to be used in lieu of this form for disclosures made from an employee's OPF.

PS Form 6105, May 1993

Part II (For Custodian Filing Purposes)

HBK EL-505, INJURY COMPENSATION, DECEMBER 1995 FORMS

Form 7381



Requisition for Supplies, Services, or Equipment

1. Date	2. Request No.	3. Budget Finance No.	4. Account No.	5. Property Accountability Finance No.	6. Property Code No.	7. Capital Property ID No.
8. Job Order Number (Maintenance Use Only)		WC	Acronym	Equipment No.	EC	Work Order No.
REQUESTOR INFORMATION				DELIVERY INFORMATION		
9a. Name	Title		10a. Contact		Telephone No. ()	
9b. Signature	9c. Organization		10b. Address			
9d. Address			City		State	ZIP + 4
City		State	ZIP + 4	10c. Desired Delivery Date		10d. Required Delivery Date
9e. Telephone No. ()		9f. FEDSTRIP Address Code		10e. FEDSTRIP Address Code		10f. Acceptable Delivery Times From: To:
SUPPLIES, SERVICES, OR EQUIPMENT INFORMATION						
11a. Item/Part No.	11b. Supplies, Services, or Equipment Requested (Attach SOW, specifications, or other technical data, if applicable)			11c. Unit of Issue	11d. Quantity	Estimated
						11e. Unit Price
12. Rationale					11g. Total Estimated Cost \$	
SUGGESTED SOURCES OF SUPPLY (Provide name, street address, city, state, ZIP + 4, contact name, and telephone and fax no.)						
13a.		13b.		13c.		
APPROVALS (The contracting official is authorized to make the purchase provided it does not exceed the amount entered below.)						
14a. Certification of Funds (Signature, name, and title) Funded Amount: \$					Date	
14b. Approval Authority (Signature)				(Name and title)		Date
14c. Other Approval (Signature)				(Name and title)		Date
15. After Approval/Funding, Send to:				16. Local Notes		
PURCHASING USE ONLY						
17a. Excess Equipment Available? <input type="checkbox"/> No <input type="checkbox"/> Yes	17b. Buyer Initials	17c. Processing Code	17d. Assigned By/Date	17e. Control No.	17f. Date Due	

PS Form 7381, November 1994

HBK EL-505, INJURY COMPENSATION, DECEMBER 1995 FORMS

Form 7381 (continued)

Instructions

General Information

1. Enter the date.
2. Enter the last two digits of the current fiscal year and the next local sequential number (91-1, 94-2, etc.)

Fiscal Information

3. Enter the budget finance number of the funding office.
4. Enter the applicable account number (5XXXX if expense; 8XXXX if capital).
5. Enter the property accountability finance number (this is the finance number of the office receiving the equipment).
6. Enter the property code number, if capital equipment (see Handbook F-43, Property Code Numbers).
7. Enter the capital property ID number if the item will be added to a piece of capital equipment and increase its value.
8. Enter the job work order number, as appropriate (maintenance use only).

Requestor Information

9. You (the requestor) must provide the following information:
 - a. Your name and title;
 - b. Your signature;
 - c. Your organization's name (example: Marketing).
 - d. The complete address of the facility or organization in which you work;
 - e. Your telephone number (including area code); and
 - f. The FEDSTRIP address code of the funding office.

Delivery Information

10. You must provide the following delivery information:
 - a. Who should be contacted in case questions concerning delivery arise (include the telephone number and area code);
 - b. The complete address of the facility or organization where the delivery is to take place (including, for example, "inside," "back door," etc.);
 - c. The desired delivery date. This is the optimal date when the good or service can be provided;
 - d. The required delivery date. This is the date by which the good or service must be delivered;
 - e. The FEDSTRIP address code of the facility or organization where the item will be delivered; and
 - f. The acceptable delivery times. These are the hours during which personnel will be available to accept the delivery.

Supplies, Services, or Equipment Information

11. If you are requesting more than one type of item, use a separate line for each type. If applicable, indicate catalog numbers. If you wish the item to be obtained from GSA, indicate so here. If applicable, provide a general description of the service or equipment required, and attach any statements of work, specifications, or other technical information needed to process the purchase.
 - a. If applicable, enter the item or part number.
 - b. If you have entered an item or part number in column a, provide only the name of the item. Otherwise, provide a short description of the required supplies, services, or equipment. Ensure that any necessary

statements of work, specifications, or other technical data are included with your request. Also ensure that specifications are included with any brand-name or equal description.

- c. If applicable, enter the type of unit in which the item is sold (units of issue are "each", "one box", "one set", "a carton", etc.).
- d. Enter the required quantity (by unit sold) of each item.
- e. Enter the unit price for the item. Prices may come from catalogs or previous purchases. If the price is unknown, provide an estimate.
- f. Enter the total estimated price for the item.
- g. Total all items in column f. This total cost also serves as the funding amount for this requisition.

Rationale

12. Provide a brief explanation of why the supplies, services, or equipment are needed.

Suggested Sources of Supply

13. Provide three (if possible) names, addresses, and telephone numbers of manufacturers, repair companies, or other businesses capable of meeting the requirement. If known, ensure that suggested sources include small, minority, and woman-owned businesses.

Approvals

14. Obtain the appropriate approvals.
 - a. The individual certifying that funds are available for this purchase signs here and also provides his or her title and the date.
 - b. The individual with authority to approve the purchase signs here and also provides his or her title and the date.
 - c. If further approval is necessary, the appropriate authority signs here and also provides his or her name, title and date. If any other approvals are required, obtain and attach them to this form.

After Approval/Funding Sent to:

15. Enter the name and address of the purchasing organization which has the authority to purchase the supplies, services, or equipment required.

Local Notes

16. Use this space to enter any information or data you deem necessary.

Purchasing Use Only

17. These areas may be filled in only by purchasing personnel.
 - a. Indicate whether the item may be obtained through excess.
 - b. The buyer handling this requisition must enter his or her initials.
 - c. Enter the processing code for this particular purchase.
 - d. The contracting officer must enter his or her initials here and also provide the date.
 - e. Enter the COMPASS control number.
 - f. Enter the date the purchase is due to be finalized.

HBK EL-505, INJURY COMPENSATION, DECEMBER 1995 FORMS

OWCP Form 1500a

OMB No. 1215-0055
Expires: 06-30-93

Instructions for Completing OWCP 1500 Health Insurance Claim Form For Medical Services Provided Under the FEDERAL EMPLOYEE'S COMPENSATION ACT (FECA) and the Federal BLACK LUNG BENEFITS ACT (FBLBA)

GENERAL INFORMATION: FEDERAL EMPLOYEES COMPENSATION CLAIMANTS

Claims filed under the Federal Employees' Compensation Act (FECA) (5 USC 8101 et seq.) are for employment-related illness or injury. All services, appliances, and supplies prescribed or recommended by a qualified physician, which the Secretary of Labor considers likely to give relief, reduce the degree or period of disability, or aid in lessening the amount of the monthly compensation, may be furnished. "Physician" includes all Doctors of Medicine (M.D.s), podiatrists, dentists, clinical psychologists, optometrists, chiropractors, and osteopathic practitioners within the scope of their practice as defined by State law. The term "physician" includes chiropractors only to the extent that their reimbursable services are limited to treatment consisting of manual manipulation of the spine to correct subluxation as demonstrated by X-ray to exist.

FEES

The U.S. Department of Labor's Office of Workers' Compensation Programs (OWCP) is responsible for payment of all reasonable charges stemming from covered medical services to claimants eligible under FECA. OWCP employs a relative value scale fee schedule and other tests to determine reasonableness. Schedule limitations are applied through an automated billing system that is based on the identification of procedures as defined in the AMA Current Procedural Terminology (CPT); correct CPT code and modifier(s) is required. Incorrect coding will result in inappropriate payment. For specific information about schedule limits call the Department of Labor's Federal Employees' Compensation (FEC) office which services your area.

REPORTS

A medical report which indicates the dates of treatment, diagnosis(es), findings, and type of treatment offered is required for services provided by a physician (as defined under the Act). The initial report should explain relationship of the injury or illness to the employment. Test results and x-ray findings should accompany billings.

GENERAL INFORMATION: FEDERAL BLACK LUNG BENEFITS ACT (FBLBA) CLAIMANTS

The Federal Black Lung Benefits Act (30 USC 901 et seq.) covers medical services to eligible beneficiaries for diagnostic and therapeutic services for black lung disease as defined under the Act. For specific information about reimbursable services, call the Dept. of Labor's Black Lung office that services your facility or call the National Office in Washington, D.C.

NOTICE TO PATIENT ABOUT THE COLLECTION AND USE OF INFORMATION

The OWCP is authorized (FECA, 5 USC 8101 et seq; FBLBA 30 USC 901 et seq.) to collect information needed to administrate the FECA and the FBLBA. The information collected is used to identify the eligibility of the claimant for benefits, and determine coverage of services provided. There are no penalties for failure to supply information; however, failure to furnish information regarding the medical service(s) received or the amount charged will prevent payment of the claim. Failure to supply other information, such as claim number or use of ICD or CPT codes, will delay payment or may result in rejection of the claim because of incomplete information.

SIGNATURE

Your signature in Item 31 indicates your agreement to accept the Government's charge determination on covered services as payment in full, and indicates your agreement not to seek reimbursement from the patient of any amounts not paid by OWCP for covered services as the result of the application of its fee schedule or related tests for reasonableness (appeals are allowed).

Your signature in Item 31 also indicates that the services shown on this form were medically indicated and necessary for the health of the patient and were personally rendered or were rendered incident to your direct order. Your signature indicates that you understand that any false claims, statements or documents, or concealment of a material fact may be prosecuted under applicable Federal or State laws.

FORM SUBMITTAL

FECA: Send all forms for FECA to the appropriate Federal Employees' Compensation District Office, or to the patient's employing federal agency for forwarding to the correct address.

FBLBA: All forms for services provided under the FBLBA should be returned to the Federal Black Lung Program, P.O. Box 740, Lanham, MD 20706, unless otherwise instructed.

INSTRUCTIONS FOR COMPLETING THE FORM

A brief description of each data element and its applicability to requirements under FECA and FBLBA (Black Lung) are listed below. For additional information contact the U.S. Department of Labor.

- Item 1. Check the name of the program being billed.
- Item 1a. Enter patient's social security number.
- Item 2. Enter the patient's last name, first name, middle initial.
- Item 3. Enter the patient's date of birth (MMDDYY).
- Item 4. For FECA: leave blank.
For Black Lung: complete only if patient is deceased and this medical cost was paid by a survivor.
Enter the name of the survivor to whom medical payment is due.
- Item 5. Enter the patient's address (street address, city, state, ZIP Code; telephone number is optional).
- Item 6. Leave blank.
- Item 7. For FECA: leave blank.
For Black Lung: complete if Item No. 4 was completed. Enter the address of survivor to whom payment is due.

OWCP-1500a
April 1992

HBK EL-505, INJURY COMPENSATION, DECEMBER 1995 FORMS

OWCP Form 1500a (continued)

- Item 8. Leave blank
- Item 9. Complete "9a-9d" if 11d" is "yes". List any potential third party payors other than FECA or Black Lung. This includes other federal programs (Medicaid, Medicare, CHAMPUS, etc.) and any private policy. Include policy number and policy holder's name.
- Item 10. For FECA: check the appropriate boxes under 10a - 10c. For Black Lung: not required.
- Item 11. For FECA: enter the patient's claim number. OMISSION WILL RESULT IN DELAYED BILL PROCESSING. For Black Lung: leave blank.
- Item 11a. Leave blank.
- Item 11b. For FECA: enter the name of the federal employing agency. For Black Lung: leave blank.
- Item 11c. Leave blank.
- Item 11d. Check the appropriate box. If "Yes" is checked, list any potential third party payors under Item No. 9.
- Item 12. The signature of the patient or authorized representative authorizes release of the medical information necessary to process the claim, and requests payment. Signature is required; mark (X) must be co-signed by a witness and relationship to patient indicated.
- Item 13. Signature indicates authorization for payment of benefits directly to the provider. Acceptance of this assignment is considered to be a contactual arrangement. The "authorizing person" may be the beneficiary (patient) eligible under the program billed, person with power of attorney, or a statement that the beneficiary's signature is on file with the billing provider.
- Item 14. For FECA: enter date of injury or first symptom. For Black Lung: not required.
- Item 15. For FECA: enter first date of similar illness, injury or symptoms. For Black Lung: not required
- Item 16. For FECA: enter dates (MMDDYY) patient is unable to work in current occupation. For Black Lung: leave blank.
- Item 17. and 17a. If this is a referral, enter full name and tax I.D. of referring physician.
- Item 18. If services were provided during an inpatient hospital stay, enter the inpatient service days covered.
- Item 19. Use for additional information (see Item 24).
- Item 20. Must be completed if laboratory service charges are included on the bill. Check "YES" if the services were performed outside the physician's office, and enter the amount charged. Enter the name and address of the person/facility providing the service in Item No. 32 with an ". If an independent laboratory is billing, indicate where the sample was taken in 24b.
- Item 21. Enter the diagnosis(es) of the conditions(s) being treated using current ICD codes. Enter codes in priority order (primary, secondary condition). Coding structure must follow the International Classification, Clinical Modification, 9th revision or the latest revision published. A brief narrative may also be entered but not substituted for the ICD code.
- Item 22. Leave blank.
- Item 23. If a prior authorization number has been assigned provide that number; otherwise leave blank
- Item 24. In Column A, enter month, day, and year (MMDDYY) for each service/consultation provided. If the "from" and "to" date represent a series of identical services, enter the number of services provided in column "G".
Column B: enter the correct HCFA/OWCP standard "place of service" code (see HCFA manual).
Column C: not required
Column D: enter the applicable five digit AMA CPT (current edition) code and applicable modifier(s), the HCPCS, or the OWCP generic procedure code; enter a brief narrative in columns "J and K".
Column E: enter the diagnostic reference number (1,2,3 or 4, in Item No. 21) to relate the date of service and the procedure(s) performed to the appropriate ICD code, or enter the appropriate ICD code.
Column F: enter the total charge(s) for each listed service(s). Describe any unusual circumstances in column "J and "K" or attach report to avoid processing delays.
Column G: enter the number of services/units provided for period listed in column "A".
Column "H": Leave blank
Column "I": Enter "YES" if an emergency service.
Column "J" and "K": use for nomenclature or notes.
- Item 25. Enter the federal tax I.D. or social security number to which the payment will be assigned.
THIS ITEM MUST BE COMPLETED FOR PAYMENT TO BE PROCESSED.
- Item 26. Review notes on FECA, FBLBA and Signature.
- Item 27. Enter the total charges from column 24F.
- Item 28. If any payment has been made, enter that amount here.
- Item 29. Enter the amount due (item 27 less item 28).
- Item 30. Enter the balance now due.
- Item 31. Signature is required. Print name if not listed in items 32 or 33. For Black Lung: Mechanical reproduction is acceptable.
- Item 32. Complete as appropriate: (1) if address is different than that in Item No. 33, (2) If item No. 20 applies, (3) if other circumstances apply.
- Item 33. Enter (1) the name and address to which payment is to be made, and (2) your PIN and Group number (if member).
FOR BLACK LUNG in the space following "GRP #", enter your BLACK LUNG SIX-DIGIT FBLBA assigned provider number.
FAILURE TO ENTER THIS NUMBER WILL DELAY PAYMENT OR CAUSE REJECTION OF THE BILL FOR INCOMPLETE/
INACCURATE INFORMATION.

Public Burden Statement

We estimate that it will take an average of ca. ten to fifteen minutes to complete the information required on this form. This includes reviewing of instructions, abstracting information from the patient's records and entering the data onto the form. This time is based on familiarity with standardized coding structures and previous use of this common form. Send comments regarding this burden estimate or any other aspect of this collection of information, including suggestions for reducing this burden, to the Office of IRM Policy, Department of Labor, Room N-1301, 200 Constitution Avenue, NW, Washington, DC 20210 and to the Office of Management and Budget, Paperwork Reduction Project (1215-0055), Washington, DC 20503.

DO NOT SEND THE COMPLETED FORM TO EITHER OF THESE OFFICES

HBK EL-505, INJURY COMPENSATION, DECEMBER 1995 FORMS

OWCP Form 1500

PLEASE
DO NOT
STAPLE
IN THIS
AREA



CARRIER

HEALTH INSURANCE CLAIM FORM													
1. MEDICARE <input type="checkbox"/> MEDICAID <input type="checkbox"/> CHAMPUS <input type="checkbox"/> CHAMPVA <input type="checkbox"/> GROUP HEALTH PLAN <input type="checkbox"/> FECA BLK LUNG <input type="checkbox"/> OTHER <input type="checkbox"/> <small>(Medicare #) (Medicaid #) (Sponsor's SSN) (VA File #) (SSN or ID) (SSN) (ID)</small>					1a. INSURED'S I.D. NUMBER (FOR PROGRAM IN ITEM 1)								
2. PATIENT'S NAME (Last Name, First Name, Middle Initial)				3. PATIENT'S BIRTH DATE MM DD YY		SEX M <input type="checkbox"/> F <input type="checkbox"/>		4. INSURED'S NAME (Last Name, First Name, Middle Initial)					
5. PATIENT'S ADDRESS (No., Street)				6. PATIENT RELATIONSHIP TO INSURED Self <input type="checkbox"/> Spouse <input type="checkbox"/> Child <input type="checkbox"/> Other <input type="checkbox"/>		7. INSURED'S ADDRESS (No., Street)							
CITY		STATE		8. PATIENT STATUS Single <input type="checkbox"/> Married <input type="checkbox"/> Other <input type="checkbox"/>		CITY		STATE					
ZIP CODE		TELEPHONE (Include Area Code) ()		Employed <input type="checkbox"/> Full-Time Student <input type="checkbox"/> Part-Time Student <input type="checkbox"/>		ZIP CODE		TELEPHONE (INCLUDE AREA CODE) ()					
9. OTHER INSURED'S NAME (Last Name, First Name, Middle Initial)				10. IS PATIENT'S CONDITION RELATED TO:		11. INSURED'S POLICY GROUP OR FECA NUMBER							
a. OTHER INSURED'S POLICY OR GROUP NUMBER				a. EMPLOYMENT? (CURRENT OR PREVIOUS) <input type="checkbox"/> YES <input type="checkbox"/> NO		a. INSURED'S DATE OF BIRTH MM DD YY							
b. OTHER INSURED'S DATE OF BIRTH MM DD YY				b. AUTO ACCIDENT? PLACE (State) <input type="checkbox"/> YES <input type="checkbox"/> NO		SEX M <input type="checkbox"/> F <input type="checkbox"/>							
c. EMPLOYER'S NAME OR SCHOOL NAME				c. OTHER ACCIDENT? <input type="checkbox"/> YES <input type="checkbox"/> NO		b. EMPLOYER'S NAME OR SCHOOL NAME							
d. INSURANCE PLAN NAME OR PROGRAM NAME				10d. RESERVED FOR LOCAL USE		c. INSURANCE PLAN NAME OR PROGRAM NAME							
12. PATIENT'S OR AUTHORIZED PERSON'S SIGNATURE I authorize the release of any medical or other information necessary to process this claim. I also request payment of government benefits either to myself or to the party who accepts assignment below. SIGNED _____ DATE _____				13. INSURED'S OR AUTHORIZED PERSON'S SIGNATURE I authorize payment of medical benefits to the undersigned physician or supplier for services described below. SIGNED _____		d. IS THERE ANOTHER HEALTH BENEFIT PLAN? <input type="checkbox"/> YES <input type="checkbox"/> NO <i>If yes, return to and complete item 9 a-d.</i>							
14. DATE OF CURRENT: <input type="checkbox"/> ILLNESS (First symptom) OR <input type="checkbox"/> INJURY (Accident) OR <input type="checkbox"/> PREGNANCY(LMP) MM DD YY		15. IF PATIENT HAS HAD SAME OR SIMILAR ILLNESS. GIVE FIRST DATE MM DD YY		16. DATES PATIENT UNABLE TO WORK IN CURRENT OCCUPATION FROM MM DD YY TO MM DD YY		18. HOSPITALIZATION DATES RELATED TO CURRENT SERVICES FROM MM DD YY TO MM DD YY							
17. NAME OF REFERRING PHYSICIAN OR OTHER SOURCE				17a. I.D. NUMBER OF REFERRING PHYSICIAN		20. OUTSIDE LAB? \$ CHARGES <input type="checkbox"/> YES <input type="checkbox"/> NO							
19. RESERVED FOR LOCAL USE				21. DIAGNOSIS OR NATURE OF ILLNESS OR INJURY. (RELATE ITEMS 1,2,3 OR 4 TO ITEM 24E BY LINE)		22. MEDICAID RESUBMISSION CODE ORIGINAL REF. NO.							
23. PRIOR AUTHORIZATION NUMBER				24. A DATE(S) OF SERVICE From To B Place of Service C Type of Service D PROCEDURES, SERVICES, OR SUPPLIES (Explain Unusual Circumstances) CPT/HCPCS I MODIFIER E DIAGNOSIS CODE F \$ CHARGES G DAYS OR UNITS H EPSTD OR Family Plan I EMG J COB K RESERVED FOR LOCAL USE									
25. FEDERAL TAX I.D. NUMBER		SSN EIN		26. PATIENT'S ACCOUNT NO.		27. ACCEPT ASSIGNMENT? (For govt. claims, see back) <input type="checkbox"/> YES <input type="checkbox"/> NO		28. TOTAL CHARGE \$		29. AMOUNT PAID \$		30. BALANCE DUE \$	
31. SIGNATURE OF PHYSICIAN OR SUPPLIER INCLUDING DEGREES OR CREDENTIALS (I certify that the statements on the reverse apply to this bill and are made a part thereof.) SIGNED _____ DATE _____				32. NAME AND ADDRESS OF FACILITY WHERE SERVICES WERE RENDERED (If other than home or office)		33. PHYSICIAN'S, SUPPLIER'S BILLING NAME, ADDRESS, ZIP CODE & PHONE # PIN# _____ GRP# _____							

PATIENT AND INSURED INFORMATION

PHYSICIAN OR SUPPLIER INFORMATION

(APPROVED BY AMA COUNCIL ON MEDICAL SERVICE 8/88)

PLEASE PRINT OR TYPE

APPROVED OMB-0938-0008 FORM HCFA-1500 (12-90), FORM RRB-1500, APPROVED OMB-1215-0055 FORM OWCP-1500, APPROVED OMB-0720-0001 (CHAMPUS)

HBK EL-505, INJURY COMPENSATION, DECEMBER 1995
FORMS

OWCP Form 3

**Injured Worker's Rehabilitation
Status Report**

U.S. Department of Labor
Employment Standards Administration
Office of Workers' Compensation Programs



1. Injured Worker's Name (First, Middle, Last)	2. Date of Injury	3. Carrier's No. (LHWCA)	4. OWCP No.
------------------------------------------------	-------------------	--------------------------	-------------

5. Check the injured worker's status and status dates. Check special information when required by the status, for closures and as appropriate. Justify each status change or extension in the comments section.

	STATUS	SPECIAL INFORMATION
	From _____ To _____	
REFERRAL	<input type="checkbox"/> Early (Check a) <input type="checkbox"/> Other (Check a) <input type="checkbox"/> Initial Interview Held By OWCP Rehabilitation Specialist (Check d)	<input type="checkbox"/> a. Date compensation file screened _____ <input type="checkbox"/> b. Date OWCP-6 or 13 sent _____ <input type="checkbox"/> c. Date OWCP-10 or 11 sent _____ <input type="checkbox"/> d. Date of initial interview by RS _____ <input type="checkbox"/> e. Other (See Comments)
ACTIVE	<input type="checkbox"/> Plan Development (Check a or b and c) <input type="checkbox"/> Medical Rehabilitation <input type="checkbox"/> Training (Check d, e, or f) <input type="checkbox"/> Self-Employment <input type="checkbox"/> Placement-New Employer <input type="checkbox"/> Placement-Previous Employer <input type="checkbox"/> Employed (Check g) <input type="checkbox"/> Service Interrupted <input type="checkbox"/> Post-Employment Service	<input type="checkbox"/> a. Testing required (<input type="checkbox"/> Yes <input type="checkbox"/> No) <input type="checkbox"/> b. Testing waived (See Comments) <input type="checkbox"/> c. Work evaluation required (<input type="checkbox"/> Yes <input type="checkbox"/> No) <input type="checkbox"/> d. Pre-vocational training <input type="checkbox"/> e. Vocational training <input type="checkbox"/> f. On-the-job training <input type="checkbox"/> g. Date employed _____ (See Comments) <input type="checkbox"/> h. Reopened (See Comments) <input type="checkbox"/> i. Other (See Comments)
CLOSED	<input type="checkbox"/> Closure Date <input type="checkbox"/> Referral (Indicate Reason Code) <input type="checkbox"/> Closed Rehabilitated - New Employer <input type="checkbox"/> Returned to Work - Referral Screening <input type="checkbox"/> Closed Rehabilitated - Previous Employer <input type="checkbox"/> Closed Other (Indicate Reason Code) <input type="checkbox"/> Closed with Post Employment Services <input type="checkbox"/> Returned to Work - Without OWCP Assistance <input type="checkbox"/> Returned to Work - With Claims Examiner Assistance <input type="checkbox"/> Returned to Work - Assisted Reemployment Program <input type="checkbox"/> Returned to Work - Nurse Intervention Program	<input type="checkbox"/> a. Compensation Terminated <input type="checkbox"/> b. Refused Services <input type="checkbox"/> c. Not Able to Work <input type="checkbox"/> d. Retired <input type="checkbox"/> e. Settled Case <input type="checkbox"/> f. Transferred to Another District Office <input type="checkbox"/> g. Other <input type="checkbox"/> h. Not Able to Work - Nurse Intervention <input type="checkbox"/> i. Not Able to Work - Assisted Reemployment Program <input type="checkbox"/> j. Suitable Job Selected - Not Placed

6. Vocational Rehabilitation Counselor (Complete item 6a when referring to a new VRC)

a. Name	b. Professional hours approved for the status (See item 5)
---------	------------------------------------------------------------

c. The VRC's proposed status is Accepted Modified Rejected (See Comments) Extended to _____

7. Comments:

8. OWCP Rehabilitation Specialist	9. Telephone No.	10. Date
-----------------------------------	------------------	----------

Copy Distribution: WHITE - Carrier/Employer GOLDENDROD - Worker/Attorney PINK - Dist. R-File Form OWCP-3
 CANARY - Comp. File GREEN - VR Counselor Rev. Mar. 1991

* U.S.GPO:1991-0-282-125/42349

HBK EL-505, INJURY COMPENSATION, DECEMBER 1995 FORMS

OWCP Form 5a

Work Capacity Evaluation Psychiatric/Psychological Conditions

U.S. Department of Labor
Employment Standards Administration
Office of Workers' Compensation Programs



Injured worker's name (First, middle, last)	OWCP No.	OMB No: 1215-0103 Expires: 09-30-96
---------------------------------------------	----------	----------------------------------------

Dear Doctor _____ :

Please answer the questions below concerning your patient (named above) for whom the Office of Workers' Compensation Programs (OWCP) has accepted the following conditions: _____

Our Office administers the Federal Employees' Compensation Act (FECA) and the Longshore and Harbor Workers' Compensation Act (LHWCA), which provide workers' compensation payments and medical benefits to employees injured during the performance of duty. The rehabilitation and the return to work of the injured worker are major objectives of our Office. Your assessment will enable OWCP to identify the patient's level of function. We will then attempt to match his or her functional capacity to existing jobs or to recommend the modification of an existing position if necessary. Should you like to discuss these questions or related aspects of the case with OWCP staff please contact _____ on _____.

Thank you for your interest in this case.

In completing this form, you should first consider only those diseases which the Office has accepted as related to employment, as noted above.

Conditions which are not accepted by our Office, but which, in your opinion, affect the functional capacity of the patient can be mentioned in Item 14. If necessary, additional narration can be appended to this questionnaire.

If both a work-related and a non-industrial condition affect the ability to perform a task, so specify in Items 1-12.

In addition, when completing Items 1-12, you should answer affirmatively if the patient can perform the function PARTIALLY, using the space provided to delineate any limits and/or needed accommodations. Only if the patient is not able to perform the function at all should the question be answered in the negative.

QUESTIONS:

Can This Person:	Answer:	Comments:
1. Work in his or her usual workplace?	<input type="checkbox"/> Yes <input type="checkbox"/> No	
2. Communicate clearly with others by telephone?	<input type="checkbox"/> Yes <input type="checkbox"/> No	
3. Communicate clearly with others face to face?	<input type="checkbox"/> Yes <input type="checkbox"/> No	
4. Participate actively in group/team activities?	<input type="checkbox"/> Yes <input type="checkbox"/> No	
5. Cooperate with co-workers?	<input type="checkbox"/> Yes <input type="checkbox"/> No	
6. Respond appropriately to persons in authority?	<input type="checkbox"/> Yes <input type="checkbox"/> No	
7. Interact in a public situation, such as in a hotel or cashier position?	<input type="checkbox"/> Yes <input type="checkbox"/> No	
8. Organize work and complete tasks without supervision?	<input type="checkbox"/> Yes <input type="checkbox"/> No	
9. Organize work and complete tasks with supervision?	<input type="checkbox"/> Yes <input type="checkbox"/> No	
10. Maintain concentration and pace at acceptable levels?	<input type="checkbox"/> Yes <input type="checkbox"/> No	
11. Perform high volume work?	<input type="checkbox"/> Yes <input type="checkbox"/> No	
12. Adapt to stressful work situations, e.g. meetings, deadlines, shifting priorities, changes in routine?	<input type="checkbox"/> Yes <input type="checkbox"/> No	

SEE REVERSE

Form OWCP-5a
Rev. Sept. 1993

HBK EL-505, INJURY COMPENSATION, DECEMBER 1995
FORMS

OWCP Form 5a (continued)

13. If the patient is receiving medication(s) for his or her psychiatric condition, are side effects likely? If so, what are the expected signs and symptoms and how will they impact on the patient's ability to work? _____

14. Please provide any additional psychiatric/psychologic information in this case which may be important for the rehabilitation effort. _____

15. What is the date of maximum medical improvement? _____

16. Physician's Name (print or type) _____

17. Signature

18. Date

Public Burden Statement

We estimate that it will take an average of 40 minutes per response to complete this information collection, including the time for reviewing instructions, searching existing data sources, gathering and maintaining the data needed, and completing and reviewing the collection of information. If you have any comments regarding this burden estimate or any other aspect of this collection of information, including suggestions for reducing this burden, send them to the Office of IRM Policy, U.S. Department of Labor, Room N1301, 200 Constitution Avenue, N.W., Washington, D.C. 20210; and to the Office of Management and Budget, Paperwork Reduction Project (1215-0103), Washington, D.C. 20503.

DO NOT SEND THE COMPLETED FORM TO EITHER OF THESE OFFICES

HBK EL-505, INJURY COMPENSATION, DECEMBER 1995
FORMS

OWCP Form 5b

Work Capacity Evaluation
Cardiovascular/Pulmonary Conditions

U.S. Department of Labor
Employment Standards Administration
Office of Workers' Compensation Programs



Injured worker's name (First, middle, last)	OWCP No.	OMB No: 1215-0103 Expires: 09-30-96
---------------------------------------------	----------	----------------------------------------

Dear Doctor _____ :

Please answer the questions below concerning your patient (named above) for whom the Office of Workers' Compensation Programs (OWCP) has accepted the following conditions: _____

Our Office administers the Federal Employees' Compensation Act (FECA) and the Longshore and Harbor Workers' Compensation Act (LHWCA), which provide workers' compensation payments and medical benefits to employees injured during the performance of duty. The rehabilitation and the return to work of the injured worker are major objectives of our Office. Your assessment will enable OWCP to identify the patient's level of function. We will then attempt to match his or her functional capacity to existing jobs or to recommend the modification of an existing position if necessary. Should you like to discuss these questions or related aspects of the case with OWCP staff please contact _____ on _____.

Thank you for your interest in this case.

In completing this form, you should first consider only those diseases which the Office has accepted as related to employment, as noted above.

Conditions which are not accepted by our Office, but which, in your opinion, affect the functional capacity of the patient can be mentioned in Item 5. If necessary, additional narration can be appended to this questionnaire.

If both a work-related and a non-industrial condition affect the ability to perform a task, so specify in Items 1-5.

In addition, when completing Items 1-5, you should answer affirmatively if the patient can perform the function PARTIALLY, using the space provided to delineate any limits and/or needed accommodations. Only if the patient is not able to perform the function at all should the question be answered in the negative.

The results of clinical tests and/or protocols can be used in this assessment; however, please relate the test results to the physical activities mentioned in the questionnaire. Similarly, if a functional classification is used in the narration, the functional class assigned to the patient must be fully described.

QUESTIONS:

1. Are there limitations in this person's capacity to engage in activities involving strenuous physical exertion such as climbing two or more flights of stairs, running, lifting, carrying heavy weights, etc.? Yes No
- If so, please detail limitations including specific data such as number of pounds, flights of stairs, etc.: _____

SEE REVERSE

HBK EL-505, INJURY COMPENSATION, DECEMBER 1995
FORMS

OWCP Form 5b (continued)

2. Are there limitations in the patient's ability to perform common physical activities which do not require heavy physical exertion, such as bending, kneeling, squatting, and standing? Yes No
If so, please detail limitations: _____

3. Has the work injury/condition caused anatomical and/or functional changes in the cardiovascular or respiratory systems that preclude exposure to:

- | | | | | | |
|---------------------------------------|------------------------------|-----------------------------|------------------------------------------------------------|------------------------------|-----------------------------|
| a. temperature extremes | Yes <input type="checkbox"/> | No <input type="checkbox"/> | a. gases/fumes | Yes <input type="checkbox"/> | No <input type="checkbox"/> |
| b. airborne particles
(dust, etc.) | Yes <input type="checkbox"/> | No <input type="checkbox"/> | d. electromagnetic pulses
(scanners, radio waves, etc.) | Yes <input type="checkbox"/> | No <input type="checkbox"/> |

4. Can this person work in stressful situations, e.g. high volume work, meeting deadlines, shifting priorities?
Yes No

Please explain. _____

5. Are there any other medical factors which need to be considered in the identification of a position for this person?
Please explain and specify whether these factors are related to the work injury or not. _____

6. What is the date of maximum medical improvement? _____

7. Physician's Name (print or type) _____

8. Signature

9. Date

Public Burden Statement

We estimate that it will take an average of 20 minutes per response to complete this information collection, including the time for reviewing instructions, searching existing data sources, gathering and maintaining the data needed, and completing and reviewing the collection of information. If you have any comments regarding this burden estimate or any other aspect of this collection of information, including suggestions for reducing this burden, send them to the Office of IRM Policy, U.S. Department of Labor, Room N1301, 200 Constitution Avenue, N.W., Washington, D.C. 20210; and to the Office of Management and Budget, Paperwork Reduction Project (1215-0103), Washington, D.C. 20503.

DO NOT SEND THE COMPLETED FORM TO EITHER OF THESE OFFICES

HBK EL-505, INJURY COMPENSATION, DECEMBER 1995
FORMS

OWCP Form 5c

**Work Capacity Evaluation
Musculoskeletal Conditions**

U.S. Department of Labor
Employment Standards Administration
Office of Workers' Compensation Programs



Injured worker's name (First, middle, last)	OWCP No.	OMB No: 1215-0103 Expires: 09-30-96
---------------------------------------------	----------	----------------------------------------

Dear Doctor _____:

Please answer the questions below concerning your patient (named above) for whom the Office of Workers' Compensation Programs (OWCP) has accepted the following conditions: _____

This Office administers the Federal Employees' Compensation Act (FECA) and the Longshore and Harbor Workers' Compensation Act (LHWCA), which provide workers' compensation payments and medical benefits to employees injured during the performance of duty. The rehabilitation and the return to work of the injured worker are major objectives of our Office. Your assessment will enable OWCP to identify the patient's level of function. We will then attempt to match his or her functional capacity to existing jobs or to recommend the modification of an existing position if necessary. Should you like to discuss these questions or related aspects of the case with OWCP staff please contact _____ on _____.

Thank you for your interest in this case.

In completing this form, you should first consider only those diseases which the Office has accepted as related to employment, as noted above.

Conditions which are not accepted by our Office, but which, in your opinion, affect the functional capacity of the patient can be mentioned in Item 8. If necessary, additional narration can be appended to this questionnaire.

If both a work-related and a non-industrial condition affect the ability to perform a task, so specify in Items 1-8.

In addition, when completing Items 1-8, you should answer affirmatively if the patient can perform the function PARTIALLY, using the space provided to delineate any limits and/or needed accommodations. Only if the patient is not able to perform the function at all should the question be answered in the negative.

QUESTIONS:

1. This patient should limit the following activities:

(e.g., kneeling, standing, bending, twisting, reaching, lifting)

2. For those activities which should be limited, indicate applicable restrictions:

(e.g., weight, times per hour, hours per day, minutes per hour)

3. With the above limitations observed, patient may work _____ hours per day.

HBK EL-505, INJURY COMPENSATION, DECEMBER 1995
FORMS

OWCP Form 5c (continued)

4. Are there limitations in the fine motor movements of the upper extremities? Yes No
If so, please describe: _____

5. Can this patient perform repetitive motions of the wrist? Yes No
of the elbow? Yes No

If a limitation is present, please provide the total number of hours per day the motion can be performed and the length of time the activity can be performed before a break is needed. Indicate whether the restrictions apply to the one side only or whether they are bilateral.

6. Which of the above-described limitations are due to the employment injury?

Does the patient have any limitations due to pre-existing or non-work-related conditions? If so, please explain.

7. How long do you anticipate these restrictions will apply? _____

8. Are there any other medical factors which need to be considered in the identification of a position for this person?
If so, please explain and specify whether or not these factors are related to the work injury.

9. Please provide the date that maximum medical improvement from the work injury was or will be reached.

10. Physician's Name (print or type)

11. Signature

12. Date

Public Burden Statement

We estimate that it will take an average of 20 minutes per response to complete this information collection, including the time for reviewing instructions, searching existing data sources, gathering and maintaining the data needed, and completing and reviewing the collection of information. If you have any comments regarding this burden estimate or any other aspect of this collection of information, including suggestions for reducing this burden, send them to the Office of IRM Policy, U.S. Department of Labor, Room N1301, 200 Constitution Avenue, N.W., Washington, D.C. 20210; and to the Office of Management and Budget, Paperwork Reduction Project (1215-0103), Washington, D.C. 20503.

DO NOT SEND THE COMPLETED FORM TO EITHER OF THESE OFFICES

HBK EL-505, INJURY COMPENSATION, DECEMBER 1995
FORMS

OWCP Form 6

U.S. Department of Labor

Employment Standards Administration
Office of Workers' Compensation Programs
Division of Federal Employees' Compensation
Room 800
800 North Capitol Street, N.W.
Washington, D.C. 20211



File Number:

202 724-0705

The medical reports in your file indicate that rehabilitation services may be of benefit to you. Our rehabilitation program can help you in your effort to return to suitable employment.

The purpose of our rehabilitation program is to help you return to work. I will do everything possible to assist you in returning to work. Your medical condition may still be improving, but this may be a good time to begin planning your future.

Our first consideration is to help you to return to work with your previous employer in a job that you are vocationally and medically able to do. If your previous employer does not have a job that you are vocationally and medically able to do, we will help you return to work with a new employer. If placement is not possible without training because of your vocational or medical condition, training will be provided if it results in your return to work.

Please call me at 202 724-0705 Tues & Thurs am. and Wednesday, other days call me at 703 255-2274 to discuss your future. If your call is long distance, I am unable to accept collect calls, due to a Federal regulation; however, if you leave your name, number, and a convenient time to return your call, I will call you as soon as possible. If you cannot call me, please send me a note with a telephone number where you can be reached and when you can be reached.

Thank you.

Sincerely,

A handwritten signature in cursive script that reads "Adina P. Leviton".

Adina P. Leviton, RC/S
Vocational Rehabilitation Specialist

Working for America's Workforce

HBK EL-505, INJURY COMPENSATION, DECEMBER 1995
FORMS

OWCP Form 6 (continued)

I N J U R Y R E C O R D E N T R Y P O S I T I O N S O F F I C E O F W O R K E R S ' C O M P E N S A T I O N	US DEPARTMENT OF LABOR Employment Standards Admin Office of Workers' Compensation		REHABILITATION CASE RECORD OWCP-9 F E C A		1. OWCP No -----
					2. Date of Injury: / /
	3. Name (First, middle initial, last)				4. Date 1st Wage loss: / /
	5. Address (Number, street, city, state, zip)				6. Ref'd By/Date:
	7. Phone: - -		8. DOB: / /	9. Age:	10. Sex:
	11. Military Service Yrs: -		Vet Pref:	Type Dischg:	
	12. Marital Status:		13. Children's Ages:		
	14. Spouse Working?		15. Ed Level:	16. SSN: - -	
	DOCTORS ATTENDING PHYSICIAN	17. Name: 18. Addr:			19. Phone: - -
	WRK RESTR SOURCE	20. Name: 22. Date: / / 23. OK to contact?			21. Phone: - -
	WORKER'S REP	24. Name: 25. Addr:			26. Phone: - -
	BACK- GROUND	27. Comp Rate at referral or 1st interview \$ each 4 wks 28. Employer of record: 29. Job at time of Injury: 30. Salary: \$ per yr Industry: N/A			
	31. Diagnosis:				
	32. Specific treatment being rendered:				
33. Unrelated disability(ies):					
34. Medical Comments:					
35. Referral Comments:					
36. OWCP Rehabilitation Specialist:			37. Date Opened: 38. Open Status:		

HBK EL-505, INJURY COMPENSATION, DECEMBER 1995
FORMS

OWCP Form 9 Rehabilitation Case Record

I N J U R E D W O R K E R D O C T O R S A T T E N D I N G P H Y S I C I A N W R K R E S T R S O U R C E W O R K E R ' S R E P B A C K- G R O U N D M E D I C A L O W C P	US DEPARTMENT OF LABOR Employment Standards Admin Office of Workers' Compensation	REHABILITATION CASE RECORD OWCP-9 F E C A	1.OWCP No	
			2.Date of Injury: / /	
	3. Name (First, middle initial, last)		4.Date 1st Wageless: / /	
	5. Address (Number, street, city, state, zip)		6. Ref'd By/Date:	
	7. Phone: - -	8. DOB: / /	9. Age:	10. Sex:
	11. Military Service Yrs: -	Vet Pref:	Type Dischg:	
	12. Marital Status:	13. Children's Ages:		
	14. Spouse Working?	15. Ed Level:	16. SSN: - -	
	17. Name:	18. Addr:		19. Phone: - -
	20. Name:	21. Phone:		
22. Date: / /	23. OK to contact?			
24. Name:	25. Addr:		26. Phone: - -	
27. Comp Rate at referral or 1st interview \$	each 4 wks			
28. Employer of record:				
29. Job at time of Injury:				
30. Salary: \$	per yr	Industry: N/A		
31. Diagnosis:				
32. Specific treatment being rendered:				
33. Unrelated disability(ies):				
34. Medical Comments:				
35. Referral Comments:				
36. OWCP Rehabilitation Specialist:		37. Date Opened:		
		38. open Status:		

HBK EL-505, INJURY COMPENSATION, DECEMBER 1995
FORMS

OWCP Letter 11

U.S. DEPARTMENT OF LABOR
EMPLOYMENT STANDARDS ADMINISTRATION

Office of Workers' Compensation Programs

File No.



This Office has not received a response from you since we wrote you three weeks ago concerning your return to work effort.

We will assume you are not interested in rehabilitation services if you do not contact us at the above number within one week from the date you receive this letter. Our Office will take appropriate action with respect to your case.

Sincerely,

Division of Vocational Rehabilitation

Include your address, ZIP code, and file number on all correspondence

Ltr. OWCP-11
Nov. 1979

HBK EL-505, INJURY COMPENSATION, DECEMBER 1995
FORMS

OWCP Form 35 Routine Referral and Award

U.S. Department of Labor

Employment Standards Administration
Office of Workers' Compensation Programs
Division of Federal Employees' Compensation



File Number:
Employee:
Employer:

MR. COUNSELOR
GENERIC COUNSELOR

Dear :

This letter serves as a referral and authorization to provide counseling, guidance, testing and placement services not to exceed \$5,000 or two years from the date of this letter. It also serves as notification that you may refer the employee to the employer and as advice to both parties of their responsibilities in the reemployment process.

POLICY:

The Office of Workers' Compensation Programs (OWCP) is referring the employee to you for development of a possible vocational rehabilitation program. The OWCP is responsible for providing counseling and guidance, and making decisions on issues and benefits to insure the employee's prompt return to employment. Contact the employer for selective placement before considering a new employer. The employer is expected to act in good faith by making a reasonable effort to provide an appropriate job to the employee.

The employee's participation in vocational rehabilitation is compulsory under Section 8113(b) of the Federal Employees' Compensation Act. The Act provides benefits for wage loss if the injured worker must return to a lower paying job.

You are responsible for following the policies and procedures in OWCP's guidelines for rehabilitation services from vocational rehabilitation counselors, the standard in your agreement with OWCP, and the directions of the OWCP Rehabilitation Specialist (RS). The OWCP RS reserves the right to change or terminate your services, when it is in the best interest of the government.

HBK EL-505, INJURY COMPENSATION, DECEMBER 1995
FORMS

OWCP Form 35 Routine Referral and Award (continued)

File Number:
Employee:
Employer:

job market prevent a return to work with the employer and the employee would earn significantly less with a new employer without training. You are responsible for monitoring the interested parties and acting to correct breaches in good faith.

PROCEDURES:

In addition to your justification for a status change, other supporting information should be included at various points in the process. This information includes updated medical reports, psychological tests and vocational evaluations, written job offers, and training reports. You must wait for my written approval before providing services for placement with a new employer and training. I will notify you in writing if I reject your recommendations for other goals, plans, and status changes. My approval or rejection will be provided on the Form OWCP-3, Injured Workers' Rehabilitation Status Report for all services except training, which will be authorized by the Form OWCP-16, Rehabilitation Plan and Award, if we are paying for the training. You may charge a maximum professional hourly rate of The OWCP will pay you within 45 days of receiving a proper bill. You must do the following to insure that your bill is proper:

- * Complete all items on the OWCP bill format.
- * Submit the original monthly bill attached to the front of the original report for that month to:

REHABILITATION PAYMENT ADDRESS
U. S. Department of Labor - OWCP

- * Submit a copy of the monthly bill attached to the front of a copy of the report for that month to my attention at:

U. S. DEPARTMENT OF LABOR - OWCP
ATTN: REHABILITATION SPECIALIST

Be sure the word COPY is written on the front page of both the bill and report to avoid delays in the processing of your bill.

HBK EL-505, INJURY COMPENSATION, DECEMBER 1995
FORMS

OWCP Form 35 Routine Referral and Award (continued)

File Number:
Employee:
Employer:

INJURED WORKER'S RESPONSIBILITY:

Injured workers are expected to act in good faith during the rehabilitation effort by:

- * Seeking and accepting suitable work to continue entitlement to compensation.
- * Being realistic and flexible regarding adjustments they may have to make. (Since they will be in lighter jobs, they may have to adapt to changes in hours of work, shifts, pay scale, travel required to the job or on the job, promotional prospects, social and physical work environment, and benefits.)
- * Providing medical evidence of disability to OWCP if problems arise.

PREVIOUS EMPLOYER'S RESPONSIBILITY:

OWCP has found that rehabilitation through reemployment both reduces the cost of compensation and represents the preference of the injured worker. The employer could be benefiting from the productivity of this employee, who is receiving _____ in compensation payments each 28 days. If employment cannot be achieved, we estimate the employer's possible compensation cost as _____ over the lifetime of the employee.

If the employer is interested in reemployment, the job offer should be made within 90 days of receipt of medical information from you that demonstrates that the employee is ready for reemployment. The job offered must be within the employee's physical, mental, and emotional abilities. Moreover, the job offer must be written and must include an official position description with specific job duties and any job accommodations made.

COUNSELOR'S RESPONSIBILITY:

You are responsible for providing an initial interview and vocational assessment to identify the employee's skills and abilities. When you determine that the employee is ready, send a letter notifying the employer that this is a reemployment referral, and include the summary of case information and current medical and work restriction information to begin the placement effort. You must have testing done when the employee is not being selectively placed with the employer or placed in a light-duty version of a pre-injury job. Should further medical evaluation or treatment be needed for the work-related disability, contact this office prior to initiating a program. You must either identify the case as infeasible and close it at the earliest possible time, or provide services which produce a realistic, cost-effective and timely program, consider the interests and abilities of the injured worker, and ultimately result in a return to employment. You should explore and, if feasible, develop a realistic training program if lack of transferable skills or the

HBK EL-505, INJURY COMPENSATION, DECEMBER 1995
FORMS

Standard Form 127

NSN7540-00-634-4083

REQUEST FOR OFFICIAL PERSONNEL FOLDER (SEPARATED EMPLOYEE)	1. DATE OF REQUEST
----------------------------------------------------------------------	--------------------

SECTION I—TO BE COMPLETED BY REQUESTING PERSONNEL OFFICE

2. CURRENT NAME (Last, first, middle)	2a. NAME UNDER WHICH FORMERLY EMPLOYED FEDERALLY (If different than Item 2)
---------------------------------------	-----------------------------------------------------------------------------

NATIONAL ARCHIVES AND RECORDS ADMINISTRATION
NATIONAL PERSONNEL RECORDS CENTER
(Civilian Personnel Records)
111 WINNEBAGO STREET
ST. LOUIS, MO 63118

3. DATE OF BIRTH
4. SOCIAL SECURITY NUMBER

SUBMIT IN DUPLICATE FOR EACH FOLDER REQUESTED
Original will be used to send folder or reply to your agency.
Second copy retained by agency for its suspense files.
Third copy is for records center use.

5. PREVIOUS FEDERAL EMPLOYMENT

AGENCY AND BUREAU	LOCATION	FROM	TO

6. REASON FOR REQUEST (Check appropriate box)

- a. Currently employed. b. Temporary use. c. Pre-employment consideration. Will retain folder if hired.

REMARKS

SECTION II—FOR USE BY RECORDS CENTER

- a. Folder enclosed.
- b. Our search did not reveal a record of claimed civilian Federal employment. Please submit any additional information or documentation that will help verify this employment.
- c. Folder not received. Suggest you contact last employing office.
- d. Folder not located. For a former employee of your agency, we suggest a further search of your agency. If still unlocated, verify name, date of birth, and social security number, and return request to NPRC together with the date folder was transferred to NPRC and several names, dates of birth, and social security numbers of other folders in same shipment.
- e. Folder was sent (Date) _____
To: _____

- Your agency
- f. Other _____

DATE	INITIALS
------	----------

SECTION III—TO BE COMPLETED BY REQUESTING PERSONNEL OFFICE

NAME OF REQUESTER	TELEPHONE NO.
-------------------	---------------

← Enter complete address to which folder or reply is to be mailed. Include ZIP Code.

HBK EL-505, INJURY COMPENSATION, DECEMBER 1995
FORMS

Standard Form 127 (continued)

File Number:
Employee:
Employer:

Enclosed is a summary of case information, work restriction evaluation (if applicable), and the significant medical report(s) for your official and confidential use.


Sincerely,

REHABILITATION SPECIALIST

Enclosures

HBK EL-505, INJURY COMPENSATION, DECEMBER 1995 FORMS

Standard Form 2809

 Federal Employees Health Benefits Program	Standard Form 2809 Rev. August 1992
Health Benefits Registration Form	
Form Approved: OMB No. 3206-0160	

Uses for Standard Form (SF) 2809

Use this form to:

- Enroll in the FEHB Program; or
- Elect not to enroll in the FEHB Program (employees only); or
- Change your FEHB enrollment from Self Only to Self and Family and/or from your present plan or option to another plan or option because of an event described in the Table on page 6; or
- Change your FEHB enrollment from Self and Family to Self Only; or
- Cancel your FEHB enrollment.

Who May Use SF 2809

1. Employees eligible to enroll in or currently enrolled in the FEHB Program, including temporary employees eligible under 5 U.S.C. 8906a.
2. Annuitants (other than CSRS/FERS annuitants) eligible to enroll in or currently enrolled in the FEHB Program, including individuals receiving monthly compensation from the Office of Workers' Compensation Programs.

Note: CSRS/FERS annuitants -- **Do not use this form.**
To obtain the appropriate form, write to:

Office of Personnel Management
Insurance Services Branch
P.O. Box 14172
Washington, D.C. 20044

3. Former spouses eligible to enroll in or currently enrolled in the FEHB Program under the Spouse Equity law or similar statutes.
4. Individuals eligible for temporary continuation of coverage under the FEHB Program, including:
 - Former employees (who separated from service);

- Children who lose FEHB coverage; and
- Former spouses who are not eligible for FEHB under item 3 above.

Note: Former spouses and children of CSRS/FERS annuitants -- **Do not use this form.** To obtain the appropriate form, write to address shown in item 2 above.

Instructions for Completing SF 2809

Type or Print Firmly

PART A. You must complete this part.

- Item 1. Give your last name, first name and middle initial.
- Item 2. Enter your Social Security Number. (See Privacy Act Statement on Page 5.)
- Item 3. Give your date of birth, using numbers to show the month, day and year.
- Item 4. Enter your permanent home mailing address.
- Item 5. Place an "X" in the appropriate box.
- Item 6. Place an "X" in the box that signifies your current marital status (if you are separated but not divorced, you are still married).
- Item 7. Give your telephone number where you can be reached during normal business hours. Be sure to include the area code.

PART B. Complete this part to enroll or change your enrollment in the FEHB Program. (If you are changing your enrollment, also complete PART C.)

- Item 1. Enter the plan name and appropriate enrollment code from the front cover of the brochure of the plan you want to enroll in or change to. (The enrollment code shows the plan and option you are electing and whether you are enrolling for Self Only or Self and Family.) If you are just changing from one option to another and/or from Self Only to Self and Family or from Self and Family to Self Only, enter the name of your present plan and the new enrollment code.

If the plan you want is a prepaid plan (CMP/HMO), be sure you live in the plan's enrollment area. If it is an employee organization plan, be sure you are eligible to enroll in the plan; you must be or become a member of the plan's sponsoring organization.

Your signature in Part F authorizes deductions from your salary, annuity or compensation to cover your cost of the enrollment you elect in this item, unless you are required to make direct payments to the employing office.

HBK EL-505, INJURY COMPENSATION, DECEMBER 1995 FORMS

Standard Form 2809 (continued)

Items 2a through 2f.

Complete these items only if your enrollment is for Self and Family. (If you need extra space for additional family members, list them on a separate sheet and attach.)

- Item 2a. Indicate the first name and middle initial of each covered family member.
- Item 2b. Provide the ZIP code if it is different from the enrollee's ZIP code in Part A, item 4.
- Item 2c. Give your dependent's date of birth, using numbers to show the month, day and year. (e.g., 06/30/91)
- Item 2d. Indicate *M* for male or *F* for female.
- Item 2e. Provide the code which indicates the relationship of the eligible family member to you.

1. Spouse
2. Unmarried dependent child under age 22 (including an adopted child)
3. Step child, foster child or recognized child
4. Unmarried disabled child over age 22 incapable of self support.

- Item 2f. Please provide Social Security Numbers for your dependents if available. If not available, leave blank; benefits will not be withheld. (See Privacy Act Statement on page 5.)

Family Members Eligible for Coverage

- Unless you are a former spouse, family members eligible for coverage under your Self and Family enrollment include your spouse and your unmarried dependent children under age 22. Eligible children include your legitimate or adopted children; and recognized children born out of wedlock, stepchildren or foster children, if they live with you in a regular parent-child relationship. A recognized child born out of wedlock also may be included if a judicial determination of support has been obtained or you show that you provide regular and substantial support for the child.

Other relatives, e.g., your parents are **not** eligible for coverage even though they live with you and are dependent upon you.

- If you are a former spouse, family members eligible for coverage under your Self and Family enrollment are the unmarried dependent natural or adopted children under age 22 of both you and your former spouse.
- Children whose marriage ends before they reach age 22 become eligible for coverage under your Self and Family enrollment from the date the marriage ends until they reach age 22.
- In some cases, an unmarried disabled child who is 22 years old or older is eligible for coverage under your Self and Family enrollment if you have adequate medical certification of a mental or physical handicap that existed before his or her 22nd birthday and renders the child incapable of self-support.

Note: Your employing office (see Note under General Information on page 3) can give you additional details about family member eligibility, including the documentation required for coverage of a disabled child age 22 or older.

- Item 3a. Place an "X" in the appropriate box if you completed item 1 of this part. If you answer "Yes," complete items 3a through 3b.
- Item 3b. Indicate any additional insurance coverage for you or your dependents. Indicate what part(s) of Medicare coverage are held: Indicate "A", if you have Part A, Medicare Hospital Insurance and/or Indicate "B", if you have Part B, Medicare Supplementary Medical Insurance. Indicate "A and B" if you have both.

PART C. You must complete this part if you are changing your enrollment.

- Item 1. Enter the name of the plan in which you are presently enrolled.
- Item 2. Enter your present enrollment code.
- Item 3. Enter the number of the event that permits your change from the Table on page 6. (Leave this item blank if you are changing from Self and Family to Self Only.)
- Item 4. Using numbers, enter the date of the event that permits your change. For Open Season changes, enter the date on which the Open Season begins. (Leave this item blank if you are changing from Self and Family to Self Only.)

PART D. Place an "X" in the box provided only if you are an employee who does not wish to enroll in the FEHB Program. **(Be sure to read the information about electing not to enroll on page 4.)**

PART E. Place an "X" in the box provided if you wish to cancel your FEHB enrollment. Also enter your present enrollment code in the space provided. **(Be sure to read the information about cancelling your enrollment on page 4.)**

PART F. You must complete this part.

- Item 1. Sign your name. Do not print.
- Item 2. Enter the date you sign, using numbers to show the month, day and year.

Leave **PART G and REMARKS** section blank. They are for agency use only.

If You are Registering for Someone Else

If you are registering for an employee or an annuitant, under a written authorization from him or her to do so, sign your name in Part F and attach the written authorization.

HBK EL-505, INJURY COMPENSATION, DECEMBER 1995 FORMS

Standard Form 2809 (continued)

If you are registering for a former spouse eligible for coverage under Spouse Equity or for an individual eligible for temporary continuation of coverage as his or her court-appointed guardian, sign your name in Part F and attach evidence of your court-appointed guardianship.

General Information

The following material about the FEHB Program will be furnished to you by, or may be obtained from, your employing office (see *Note* below):

FEHB plan brochures, which contain detailed information about plan benefits and the contractual description of coverage.

Employees

FEHB Program Information for Federal Civilian Employees and U.S. Postal Service Employees (SF 2809-A), which explains your rights and obligations under the Program.

FEHB Enrollment Information Guide and Plan Comparison Chart, which contains enrollment, plan and rate information, as follows:

RI 70-1	Federal Employees (Non-Postal)
RI 70-2	Postal Employees
RI 70-7	Employees in Positions Outside the Continental U.S. (including Alaska, Hawaii, Guam and Puerto Rico)
RI 70-8	Temporary Employees Eligible for FEHB Under 5 U.S.C. 8906a
RI 70-10	Visually Impaired Employees

Annuitants

FEHB Enrollment Information Guide and Plan Comparison Chart, which contains enrollment, plan and rate information for:

Annuitants in retirement systems other than CSRS/FERS (RI 70-4)

Individuals receiving compensation from the Office of Workers' Compensation Programs (RI 70-6)

Former Spouses (Spouse Equity)

FEHB Enrollment Information Guide and Plan Comparison Chart, which contains enrollment, plan and rate information for former spouses (RI 70-5)

Individuals Eligible for Temporary Continuation of Coverage

FEHB Enrollment Information Guide and Plan Comparison Chart, which contains enrollment, plan and rate information for former employees, children and former spouses eligible for temporary continuation of coverage (RI 70-5)

Note: "Employing office" means the office of an agency or retirement system that is responsible for health benefits actions for an employee, an annuitant, a former spouse eligible for coverage under Spouse Equity or an individual eligible for temporary continuation of coverage.

Dual Enrollment

Normally, you are not eligible to enroll if you are covered as a family member under someone else's enrollment in the FEHB Program. However, such dual enrollments may be permitted under certain circumstances in order to:

- Protect the interests of children who otherwise would lose coverage as family members, or
- Enable an employee who is under age 22 and covered under a parent's enrollment and becomes the parent of a child to enroll for Self and Family coverage.

No person (enrollee or family member) is entitled to receive benefits under more than one enrollment in the Program. (Each enrollee must notify his or her plan of the names of the persons to be covered under his or her enrollment who are not covered under the other enrollment.)

Temporary Continuation of Coverage (TCC)

While the employing office notifies a former employee of his or her eligibility for temporary continuation of coverage, the employing office must be notified when a child or former spouse becomes eligible.

- For the eligible child of an enrollee, the enrollee must notify the employing office within 60 days after the qualifying event occurs, *e.g.*, child reaches age 22.
- For the eligible former spouse of an enrollee, the enrollee or the former spouse must notify the employing office within 60 days after the former spouse's change in status, *e.g.*, the date of the divorce or former spouse's remarriage before reaching age 55.

An individual eligible for temporary continuation of coverage who wants to continue FEHB coverage may choose any plan (for which he or she is eligible), option and type of enrollment. The time limits for a former employee, child or former spouse to file the SF 2809 with the employing office appear in Events No. 24, 25 and 26 in the Table on page 6.

Note: If someone other than the enrollee notifies the employing office of the child's eligibility for temporary continuation of coverage within the specified time period, the child's opportunity to file the SF 2809 ends 60 days after the qualifying event. If someone other than the enrollee or the former spouse notifies the employing office of the former spouse's eligibility for continued coverage within the specified time period, the former spouse's opportunity to file the SF 2809 ends 60 days after the change in status.

Effective Dates

Your employing office can give you the specific date on which your enrollment or enrollment change will take effect. Additional information about effective dates appears in the Table on page 6.

HBK EL-505, INJURY COMPENSATION, DECEMBER 1995 FORMS

Standard Form 2809 (continued)

Note 1: If you are changing your enrollment from Self and Family to Self Only so that your spouse can enroll for Self Only, you should coordinate the effective date of your spouse's enrollment with the effective date of your enrollment change to avoid a gap in your spouse's coverage.

Note 2: If you are cancelling your enrollment and intend to be covered under someone else's enrollment at the time you cancel, you should coordinate the effective date of your cancellation with the effective date of your new coverage to avoid a gap in your coverage.

Cancellation of Enrollment

You may cancel your enrollment at any time. However, if you cancel, neither you nor any family member covered by your enrollment will be entitled to a 31-day extension of coverage for conversion to nongroup coverage. Moreover, family members who lose coverage because of your cancellation will not be eligible for temporary continuation of coverage. (Be sure to read the additional information below about cancelling your enrollment.)

Employees Who Elect Not to Enroll or Who Cancel Their Enrollment

To be eligible for an FEHB enrollment after you retire, you must retire:

- Under a retirement system for Federal civilian employees, and
- On an immediate annuity.

In addition, you must be currently enrolled in a plan under the FEHB Program and must have been enrolled (or covered as a family member) in a plan under the Program for:

- The five years of service immediately before retirement (i.e., commencing date of annuity entitlement), or
- If fewer than five years, all service since your first opportunity to enroll. (Generally, your first opportunity to enroll is within 31 days after your first appointment [in your Federal career] to a position under which you are eligible to enroll under conditions that permit a Government contribution toward the enrollment.)

If you do not enroll at your first opportunity or if you cancel your enrollment, you may later enroll or reenroll only under the circumstances explained in the Table on page 6. Some employees delay their enrollment or reenrollment until time to qualify for FEHB coverage as a retiree; however, there is always the risk that they will have to retire earlier than expected (e.g., due to disability or involuntary separation) and not be able to meet the five-year requirement for continuing FEHB coverage into retirement. Please understand that when you elect not to enroll or cancel your enrollment you are **voluntarily accepting this risk**. An alternative would be to enroll in or change to a lower cost plan so that you meet the requirements for continuation of your FEHB enrollment after retirement.

Note: Temporary employees eligible for FEHB under 5 U.S.C. 8906a -- Your decision not to enroll or to cancel your enrollment will **not** affect your future eligibility to continue FEHB enrollment after retirement.

Annuitants Who Cancel Their Enrollment

You cannot reenroll as an annuitant unless you are continuously covered as a family member under another person's enrollment in the FEHB Program during the period between your cancellation and reenrollment. See the Table on page 6 for events that allow eligible annuitants to reenroll.

Former Spouses (Spouse Equity) Who Cancel Their Enrollment

If you cancel your enrollment in the FEHB Program, you cannot reenroll as a former spouse. However, if you stop the enrollment because you acquire other FEHB coverage, your right to FEHB coverage under spouse equity continues. You may reenroll as a former spouse when the other FEHB coverage ends.

If you cancel a family enrollment, the covered children may be eligible for continued coverage if the children are receiving a survivor annuity based on the service of the other parent, and the other parent had family coverage at the time of death. In this circumstance, you should contact the other parent's retirement system promptly to have the children enrolled as survivor annuitants. The children must enroll for FEHB coverage as survivor annuitants within 31 days after your cancellation.

Temporary Continuation of Coverage Enrollees Who Cancel Their Enrollment

If you cancel your TCC enrollment, you cannot reenroll. Your family members who lose coverage because of your cancellation cannot enroll for TCC in their own right nor can they convert to a nongroup policy. However, family members who are Federal employees or annuitants may enroll in the FEHB Program when you cancel your coverage if they are eligible for FEHB coverage in their own right.

Note 1: If you become covered by a regular enrollment in the FEHB Program, either in your own right or under the enrollment of someone else, your TCC enrollment is suspended. You will need to send documentation of the new enrollment to the employing office maintaining your TCC enrollment so that they can stop the TCC enrollment. If your new FEHB coverage stops before the TCC enrollment would have expired, the TCC enrollment can be reinstated for the remainder of the original eligibility period (18 months for separated employees).

Note 2: Former spouses (spouse equity) and temporary continuation of coverage enrollees who fail to pay their premiums within specified time frames are considered to have voluntarily cancelled their enrollment.

HBK EL-505, INJURY COMPENSATION, DECEMBER 1995 FORMS

Standard Form 2809 (continued)

Privacy Act Statement

The information you provide on this form is needed to document in your records file maintained by your employing office your enrollment in the Federal Employees Health Benefits Program under Chapter 89, title 5, U.S. Code. This information will be shared with the health insurance carrier you select so that it may (1) identify your enrollment in the plan, (2) verify your and/or your family's eligibility for payment of a claim for health benefits services or supplies, and (3) coordinate payment of claims with other carriers with whom you might also make a claim for payment of benefits. This information may be disclosed to other Federal agencies or Congressional offices which may have a need to know it in connection with your application for a job, license, grant or other benefit. It may also be shared and is subject to verification, via paper, electronic media, or through the use of computer matching programs, with national, state, local or other charitable or social security administrative agencies to determine and issue benefits under their programs. In addition, to the extent this information indicates possible violation of civil or criminal law, it may be shared and verified, as noted above, with an appropriate Federal, state, or local law enforcement agency.

We also request that you provide your Social Security Number so that it may be used as your individual identifier in the Federal Employees Health Benefits Program. Executive Order 9397,

dated November 22, 1943, allows Federal agencies to use the Social Security Number as an individual identifier to distinguish between people with the same or similar names.

While the law does not require you to supply all the information requested on this form, doing so will assist in the prompt processing of your enrollment.

Agencies other than the Office of Personnel Management may have further routine uses for disclosure of information from the records systems in which they file copies of this form. If this is the case, they should provide you with any such uses which are applicable at the time they ask you to complete this form.

Public Burden Statement

We think this form takes an average of 45 minutes to complete, including the time for reviewing instructions, getting the needed data, and reviewing the completed form. Send comments regarding our estimate or any other aspect of this form, including suggestions for reducing completion time, to the Office of Management and Budget, Paperwork Reduction Project, (3206-0160), Washington, D.C. 20503.

HBK EL-505, INJURY COMPENSATION, DECEMBER 1995
FORMS

Standard Form 2809 (continued)

TABLE OF PERMISSIBLE CHANGES IN ENROLLMENT
Enrollment May Be Cancelled or Changed From Family to Self Only at Any Time

No.	Events That Permit Enrollment Change Event	Change Permitted			Time Limit in Which Registration Form Electing Change Must Be Filed With Employing Office**
		From Not Enrolled to Enrolled	From Self Only to Family	From One Plan or Option to Another	
1	Open Season.	Yes* †	Yes	Yes	As announced by the Office of Personnel Management.
2	Change in marital status. (Marriage, divorce, annulment, death of spouse.)	Yes* †	Yes (Except former spouses)	Yes (Except former spouses)	From 31 days before to 60 days after change in marital status.
3	Other change in family status. (For example, birth of a child, legal separation, discharge from military service of a spouse or of a child under age 22).	No	Yes	No	Within 60 days after change in family status.
4	Enrollee or family member moves from an area served by a prepaid plan (CMP/HMO) in which enrolled at time of move.	Does not apply	Yes	Yes	At any time after presenting written notice to the employing office of the move.
5	Termination of enrollment by employee organization plan because of termination of membership in organization.	Does not apply	No	Yes	Within 31 days after termination of enrollment in plan.
6	Employee, annuitant or former spouse (spouse equity), covered as a family member under another's FEHB enrollment, loses coverage other than by cancellation or change to Self Only of the covering enrollment; or employee, covered under another federally sponsored health benefits program, loses such coverage for any reason.	Yes*	Does not apply	Does not apply	Within 31 days after termination (except, for employees, within 60 days after the death of the enrollee). Coverage is effective the first day of the pay period that begins after the employing office receives the SF 2809. If election is made within the time limit, but after expiration of the 31-day extension of coverage (or too close to the expiration of the 31-day extension of coverage), there will be a break in coverage.
7	Employee, annuitant or former spouse (spouse equity), covered as a family member under another's FEHB enrollment, loses coverage because of change of the covering enrollment from Family to Self Only.	Yes, for Self Only*	Does not apply	Does not apply	Within 31 days after change of covering enrollment has been filed. Coverage is effective the first day of the pay period that begins after the employing office receives the SF 2809. If election is made within the time limit, but during a pay period following the one in which the change to Self Only was filed, there will be a break in coverage.
8	Employee transfers to overseas post of duty from the United States, or reverse.	Yes*	Yes	Yes	Within 31 days before or after move.
9	Employee returns to active civilian duty or annuitant separates from military service which was not limited to 30 days or less.	Yes* †	Yes	Yes	Within 31 days after return to active civilian duty or separation from military service.
10	Your plan stops participating in the FEHB Program.	Does not apply	Yes	Yes	As set by the Office of Personnel Management.
11	Self Only enrollment under this Program of employee's or annuitant's spouse terminates as a result of change in spouse's Federal employment status or 365 days' nonpay status.	No	Yes	No	Within 31 days after termination of spouse's enrollment. Coverage is effective the first day of the pay period that begins after the employing office receives the SF 2809. If election is made within the time limit, but after expiration of the 31-day extension of coverage (or too close to the expiration of the 31-day extension of coverage), there will be a break in coverage.
12	Employee who is not enrolled loses coverage under parent's non-Federal health plan.	Yes*	Does not apply	Does not apply	Within 31 days after loss of coverage, except within 60 days after the death of the parent.
13	Enrolled employee retires from overseas post of duty and is eligible to continue enrollment as annuitant.	Does not apply	Yes	Yes	Within 60 days after retirement.
14	Enrollee becomes eligible for Medicare.	Does not apply	No	Yes	At any time beginning 30 days before becoming eligible for Medicare.
15	Enrollee's eligible child (or children) loses coverage under another's FEHB enrollment.	No	Yes	No	Within 31 days after child's (children's) loss of coverage. Coverage is effective the first day of the pay period that begins after the employing office receives the SF 2809. If election is made within the time limit, but after expiration of the 31-day extension of coverage (or too close to the expiration of the 31-day extension of coverage), there will be a break in coverage.

* Individuals must be otherwise eligible to enroll.
† Employees only.

** Also selected effective date information.

HBK EL-505, INJURY COMPENSATION, DECEMBER 1995 FORMS

Standard Form 2809 (continued)

No.	Events That Permit Enrollment Change Event	Change Permitted			Time Limit in Which Registration Form Electing Change Must Be Filed With Employing Office**
		From Not Enrolled to Enrolled	From Self Only to Family	From One Plan or Option to Another	
16	Employee or an eligible family member loses coverage under Medicaid (State program of medical assistance for the needy).	Yes* <i>employee loss</i>	Yes <i>family member loss</i>	Does not apply	Within 31 days after termination of Medicaid or loss of Medicaid coverage by family member.
17	Employee, annuitant or former spouse (spouse equity), covered as a family member under another's FEHB enrollment, loses coverage due to cancellation of the covering enrollment.	Yes*	Does not apply		You must enroll in the same plan and option as that from which coverage is lost, if eligible to enroll in that plan, within 31 days after cancellation of the covering enrollment. If not eligible to enroll in that plan, you may enroll in the same option of any available plan within the 31-day period. Coverage is effective the first day of the pay period that begins after the employing office receives the SF 2809. If election is made within the time limit, but during a pay period following the one in which the cancellation was filed, there will be a break in coverage.
18	Enrolled employee's employment status changes from full-time to part-time career employment as defined in the Federal Employees Part-Time Career Employment Act of 1978.	No	No	Yes	Within 31 days after the change in employment status.
19	Employee or employee's spouse loses coverage under spouse's non-Federal health plan when spouse terminates employment to accompany employee who accepts a position is directed out of commuting area.	Yes*	Yes	No	Within 31 days before or 180 days after move.
20	Employee's or annuitant's spouse involuntarily loses his or her non-Federal health insurance coverage, or coverage for his or her dependents; or employee's or annuitant's eligible child (or children) loses non-Federal coverage under the other parent's health plan because the other parent involuntarily loses coverage for his or her dependents.	Yes* †	Yes	No	Within 31 days before or after spouse's or dependent's loss of coverage; or within 31 days before or after child's (or children's) loss of coverage.
21	Former spouse who is eligible to enroll under the authority of the Civil Service Retirement Spouse Equity Act of 1984 (P.L. 98-615), as amended, the Intelligence Authorization Act of 1986 (P.L. 99-569), or the Foreign Relations Authorization Act, Fiscal Years 1988 and 1989 (P.L. 100-204).	Yes*	Does not apply	Does not apply	Generally, within 60 days after divorce or within 60 days after the date of OPM's notice of eligibility to enroll.
22	Temporary employee completes one year of service in accordance with 5 U.S.C. 8906a.	Yes*	Does not apply	Does not apply	Within 31 days after becoming eligible.
23	Temporary employee, eligible under 5 U.S.C. 8906a, changes to a nontemporary appointment.	Yes*	Yes	Yes	Within 31 days after changing to non-temporary appointment.
24	Employee separated from service and eligible for temporary continuation of coverage.	Does not apply	Yes	Yes	Within 60 days after the later of: separation; or receiving notice of the opportunity to elect temporary continuation of coverage. Coverage is effective the day after other FEHB coverage ends, including the 31-day extension of coverage. If election is made after the end of the 31-day extension of coverage, the effective date will be retroactive.
25	Child of employee, former employee or annuitant stops meeting the requirements for unmarried dependent children.	Yes*	Does not apply	Does not apply	Within 60 days after the later of: the qualifying event; or the child's receiving notice of the opportunity to elect temporary continuation of coverage (based on the enrollee's notification to the employing office of the child's eligibility). Coverage is effective the day after other FEHB coverage ends, including the 31-day extension of coverage. If election is made after the end of the 31-day extension of coverage, the effective date will be retroactive.

* Individuals must be otherwise eligible to enroll.

† Employees only.

** Also selected effective date information.

HBK EL-505, INJURY COMPENSATION, DECEMBER 1995
FORMS

Standard Form 2809 (continued)

No.	Events That Permit Enrollment Change	Change Permitted			Time Limit in Which Registration Form Electing Change Must Be Filed With Employing Office**
		From Not Enrolled to Enrolled	From Self Only to Family	From One Plan or Option to Another	
26	Former spouse meets the requirement in 5 U.S.C. 8901(10) of having been enrolled in an FEHB plan as a covered family member at some time during the 18 months before the marriage ended, but does not meet one or both of the other two requirements of 5 U.S.C. 8901(10).	Yes*	Does not apply	Does not apply	Within 60 days after the later of: the qualifying event; the date coverage under Subpart H of 5 CFR Part 890 was lost, if the loss occurred within 36 months of the qualifying event; or the former spouse's receiving notice of the opportunity to elect temporary continuation of coverage (based on the enrollee's or former spouse's notification to the employing office of the former spouse's eligibility). Coverage is effective the day after other FEHB coverage ends, including the 31-day extension of coverage; or the date of the qualifying event, if later. If election is made after the end of the 31-day extension of coverage or the date of the qualifying event, the effective date will be retroactive.
27	Former employee, former spouse or child whose temporary continuation of coverage under 5 CFR Part 890 Subpart K terminates due to other FEHB coverage, loses the other FEHB coverage.	Yes*	Does not apply		You must reenroll in the same plan and option as that in which you were enrolled prior to obtaining the other FEHB coverage, if eligible to enroll in that plan, within 31 days after the other coverage ends, but not later than the expiration of the period of eligibility for the temporary continuation of coverage. If not eligible to enroll in that plan, you may enroll in the same option of any available plan within the 31-day time limit.

* Individuals must be otherwise eligible to enroll.
† Employees only.

** Also selected effective date information.

HBK EL-505, INJURY COMPENSATION, DECEMBER 1995 FORMS

Standard Form 2809 (continued)



HEALTH BENEFITS REGISTRATION FORM Federal Employees Health Benefits Program

Form Approved:
OMB No. 3206-0160

• Complete Part A and Parts B, C, D, and E as applicable.

• Do not separate the pages. Your employing office will certify the completed form and return your copy to you.

• Type or Print Firmly.
• Sign and date in Part F.

PART A - Fill in this part.					
1. Name (Last, first, middle initial)		2. Social Security number		3. Date of birth (mo., day, yr.)	
4. Your home mailing address (include ZIP code)		5. Sex <input type="checkbox"/> Male <input type="checkbox"/> Female		6. Are you now married? <input type="checkbox"/> Yes <input type="checkbox"/> No	
7. Daytime telephone number () () ()					
PART B - Fill in this part if you wish to enroll or change your enrollment in the Federal Employees Health Benefits (FEHB) Program.					
1. I elect to enroll in a health benefits plan as shown below. (Copy the information requested below from front cover of brochure of the plan you select.)					
Name of plan					Enrollment code
2a. Names of family members	2b. ZIP code	2c. Date of birth (mo., day, yr.)	2d. Sex	2e. Relationship "code"	2f. Social Security number (See Instructions)
		/ /			
		/ /			
		/ /			
		/ /			
3a. Do you, your spouse or any other eligible family members have any group health insurance coverage other than the FEHB plan in which you are now enrolling or enrolled? <input type="checkbox"/> No <input type="checkbox"/> Yes → Complete 3b					
3b. Type of insurance <input type="checkbox"/> Medicare <input type="checkbox"/> No <input type="checkbox"/> Yes → Indicate part(s) <input type="checkbox"/> CHAMPUS <input type="checkbox"/> Other private (specify name)					
PART C - Fill in this part, as well as PART B, to change enrollment.					
1. Present Plan name		2. Present Plan enrollment code		3. Number of event that permits change (See Table of Permissible Changes)	
				4. Date of event that permits change (mo., day, yr.) / /	
PART D - Employees Only			PART E - CANCELLATION		
Place an "X" in the box below if you wish NOT TO ENROLL in the FEHB Program.			Place an "X" in the box below if you wish to CANCEL your enrollment.		
<input type="checkbox"/> I elect not to enroll in the Federal Employees Health Benefits Program.			<input type="checkbox"/> I elect to cancel my enrollment in the Federal Employees Health Benefits Program. I am currently enrolled under the code shown at the right.		
My signature in PART F certifies that I have read and understand the information regarding this election.			My signature in PART F certifies that I have read the information in the instructions regarding cancellation of enrollment and that I understand that I must meet the 5-year requirement to qualify for FEHB coverage after retirement.		
Present Plan enrollment code					
PART F - Fill in this part.					
WARNING: Any intentionally false statement in this application or willful misrepresentation relative thereto is a violation of the law punishable by a fine of not more than \$10,000 or imprisonment of not more than 5 years, or both. (18 U.S.C. 1001.)					
1. Your signature (Do not print)				2. Date	
PART G - To be completed by agency					
1. Name and address of employing office		2. Date received in employing office	3. Effective date of action	4. SF 2811 report number	
		5. Payroll office number	6. Payroll contact and telephone number () ()		
		7. Personnel contact and telephone number () ()			
8. Signature of authorized agency official			9. Phone number () ()		
Remarks					

HBK EL-505, INJURY COMPENSATION, DECEMBER 1995
FORMS

Standard Form 2810



Notice of Change in Health Benefits Enrollment

Part A - Identifying Information

1. Name (Last, first, middle initial)	2. Date of birth	3. Social Security Number
4. Address (including ZIP Code)	5. Payroll Office Number	6. Enrollment Code Number
	7. SF 2811 Report No.	8. Date this action becomes effective

Only the item that is checked below affects your enrollment. Read that item carefully and follow any pertinent instructions. Keep this form for your records.

Part B - Termination

Your enrollment terminates on the date in Part A, item 8, above. However, your coverage is temporarily extended for 31 days after that date.
Important Notice: You have the right to convert to an individual (nongroup) contract with the carrier of your plan. You also may have the right to temporarily continue your group coverage. See Part B - Termination on the back of this form for information about 31-day extension of coverage, conversion, and temporary continuation of coverage.

Part C - Transfer Out

Part D - Transfer In

<input type="checkbox"/> This enrollment continues but is transferred to the new Payroll Office (or Retirement System) shown below. See Part C on the back of this form for more information.	<input type="checkbox"/> The new Payroll Office (or Retirement System) shown in Part I below has accepted transfer of this enrollment and will continue it.
	<p align="center">Part E - Reinstatement</p> <input type="checkbox"/> Your enrollment has been reinstated effective on the date in Part A, item 8, above.

Part F - Change in Name of Enrollee

Part G - Change in Enrollment - Survivor Annuitant

<input type="checkbox"/> The name under which this enrollment is carried has been changed to: Name _____ Date of birth _____ Address (including ZIP Code) if different from Part A, item 4, above.	<input type="checkbox"/> Your enrollment has been changed from family coverage to self only. Your plan will send you a new identification card. Your new enrollment code number is shown below. (Note: This item is completed by Retirement Systems only.) New Enrollment Code Number → _____
----------------------------------------------------------------------------------------------------------------------------------------------------------------------------------------------------------	---------------------------------------------------------------------------------------------------------------------------------------------------------------------------------------------------------------------------------------------------------------------------------------------------------

Part H - Remarks

Part I - Date of Notice

(Note: Instructions for Employing Offices are on the back of Copy 4 of this form.)

Name and address of agency (including ZIP Code)	
Signature of authorized agency official	Date

Index

A

abbreviations, 337

abuse. *See* fraud and abuse

acceleration, Exhibit 4.6, 86

accounting. *See* timekeeping and accounting

acronyms, 337

addresses, 341

administrative leave, 315

Administrative Support Manual 353, 21

aggravation, Exhibit 4.6, 85

air mail centers, responsibilities of, 18

animal attacks, 180

annual leave. *See* sick or annual leave

annuitants, Exhibit 11.9e, 274

appeals, 14

- for reassignment or reemployment following injury or disability, 81
- of controversion or challenge decision, 153

area IC personnel

- extending modified job offer, 228
- identifying potential Rehabilitation Program participation, 218
- preparing modified job description, 225
- requesting referral for Rehabilitation Program from OWCP, 219
- responding to employee' refusal of, or refusal to respond to, modified job offer, 230
- responding to Rehabilitation Program referral package received from OWCP, 219
- responding to results of the medical examination for Rehabilitation Program, 222

area offices, responsibilities of, 17

asbestos-related illness, 25

ASM. *See* Administrative Support Manual 353

assaults, 180

assignment of claim

- deciding whether to accept assignment, 184
- Form 2577, Assignment of Claim to the USPS, 27
- pursuing recovery of damages, 184

associate area medical director, 220

attacks, 180

attendant allowance, 13

attorneys, third party liability cases, 186

authority for medical issues, 113

automobile accidents, 180

B

bid rights, Exhibit 11.9b, 265

Bill Payment System, 116

BMCs. *See* bulk mail centers

board-certified specialists, 112

BPS. *See* Bill Payment System

Branch of Hearings and Review, 154

bulk mail centers, 34

- responsibilities of, 18

buy backs, 321

C

CA1-through-20a series of forms, 21. *See* Appendix D

call-up messages, 292, 302

- Exhibit 12.4, 302

carpal tunnel syndrome, 25

case files

- description, 290
- Privacy Act and, 290

casual employees

- COP and, 149

HBK EL-505, INJURY COMPENSATION, DECEMBER 1995

INDEX

- providing COP for, 311
- recording COP for, 314
- recording limited duty for, 316
- casual relationships, Exhibit 4.6, 85
- CE. *See* claims examiner
- CFR. *See* Code of Federal Regulations
- challenge. *See* controversion and challenge
- Chargeback Report, 293
- children. *See* dependents
- chiropractors, 45
- choice of physician
 - advising employee of rights, responsibilities, and the initial choice of physician, Exhibit 3.5a, 51
 - ensuring right to, 45
 - sample letter: employee absences covered by FMLA, Exhibit 3.5c, 56
 - sample letter: employee absences not covered by FMLA, Exhibit 3.5b, 54
- Civil Service Retirement System
 - disability retirement, 78
 - dual benefits, 13
- Claim Activity Tracking Log, 294
- Claim Control Register, 293, 294
- claim package, 150
- claim status records, 289
- claims administration heirarchy, 19
- claims examiner, Exhibit 11.1, 243
- claims management
 - conditions for compensation of claims, Exhibit 4.6, 83
 - conditions for COP, Exhibit 4.16, 87
 - considering a former or current employee for reemployment, 80
 - contacting employee's family in case of death, 71
 - determining if the traumatic injury claim is reportable, 64
 - determining whether employee is eligible to participate in in-house rehabilitation program, 75
 - determining whether to separate or not to separate an employee after remaining in an LWOP-IOD status, 76
 - employee rights and responsibilities in extended cases, Exhibit 4.19a, 90
 - ensuring recognition of appeal rights, 81
 - ensuring that eligible employees receive health benefits refund, 79
 - formally notifying OWCP of a death, 70
 - initiating actions for continuing health benefits enrollment, 74
 - initiating compensation for totally disabled employee, 74
 - initiating health benefits refund, 80
 - investigating a death from a traumatic injury or potentially from an occupational disease or illness, 70
 - making an initial assessment following verbal notification of a traumatic injury, 65
 - monitoring a partially disabled employee, 73
 - monitoring medical documentation to determine RTW date, 73
 - overview, 63
 - processing documentation for a traumatic injury, 65
 - providing COP, 72
 - responding to employee's election of COP, sick, or annual leave, 71
 - responding to notice of a potential occupational disease or illness, 68
 - reviewing CA-1, 66
 - reviewing CA-2, 69
 - reviewing occupational disease or illness claim information for integrity, 69
 - reviewing the medical documentation to assess the duty status following a traumatic injury, 66
 - reviewing traumatic injury information for integrity, 67
 - sample letter: leave buy back policy, Exhibit 4.19b, 91
 - sample letter: request for transfer of FEHB enrollment to OWCP, Exhibit 4.20a, 92
 - sample letter: transfer of FEHB enrollment to OWCP, Exhibit 4.20b, 93

HBK EL-505, INJURY COMPENSATION, DECEMBER 1995

INDEX

- separating an employee in LWOP-OD status from USPS rolls, 77
- submitting occupational disease or illness claim package to OWCP or retaining it., 69
- submitting traumatic injury claim package, 68
- Code of Federal Regulations, 19
- COLAs. *See* cost-of-living adjustments
- collective bargaining agreement, Exhibit 11.7c, 258
- compensation
 - for loss of wage-earning capacity, 12
 - for traumatic injuries or occupational illnesses, Exhibit 3.5a, 52
 - for wage loss, 10
- computer systems, Exhibit 12.4, 302
- consequential injuries, Exhibit 5.1, 101
- consumer price index, 13
- continuation of pay
 - authorizing and recording for regular rural carriers, 316
 - authorizing and recording for substitute rural carriers, 316
 - controverting and withholding, Exhibit 4.16, 87
 - following nonemergency accident or illness, 42
 - for employees being terminated, 313
 - for traumatic injuries or occupational illnesses, Exhibit 3.5a, 51
 - general provisions for, 10
 - management of 45-day entitlement period, 71, 73
 - providing for full-time, part-time, transitional, casual, or temporary employees, 311
 - providing, Exhibit 4.16, 87
 - recording for full-time, part-time, transitional, casual, or temporary employees, 314
 - recording for noncareer temporary rural carriers, 317
 - recovering excessive hours, 320
 - temporary assignments and, 149
 - terminating, Exhibit 4.16, 87
 - timekeeping work sheet, Exhibit 13.1, 324
 - tracking time for, 310
 - withholding and terminating, Exhibit 4.16, 87
- continued case management, 73, 75
- contract medical provider, 113
 - 1-year follow-up FFD after modified job assignment, 236
 - evaluating results of medical examination for Rehabilitation Program, 222
- control offices, responsibilities of, 18
- control point personnel
 - See also* designated control point personnel
 - authorizing medical treatment in an emergency, 40
 - determining duty status, 50
 - investigating the claim, 49
 - monitoring the claim, 50
 - responsibilities of, 18
- controversion and challenge
 - adjusting pay when OWCP approves, 318
 - definition, 147
 - determining if entire claim, or a portion of, should be controverted or challenged, 148
 - disputing the transcript findings, 155
 - ensuring that the employee is informed of his or her rights and obligations, 153
 - establishing a basis for, 148
 - notifying employee, 152
 - overview, 147
 - preparing the package, 149
 - responding to the appeal decision, 156
 - responding to the OWCP's formal decision, 152
 - reviewing case and making appropriate arrangements, 155
 - sample letter: challenge of claim for which fact of injury is disputed requirement, Exhibit 8.3b, 158
 - sample letter: challenge of claim for which performance of duty is disputed requirement, Exhibit 8.3c, 160

HBK EL-505, INJURY COMPENSATION, DECEMBER 1995

INDEX

- sample letter: challenge of claim for which postal employee is disputed requirement, Exhibit 8.3a, 157
 - sample letter: controversion of COP in which time is variant for disputed requirement, Exhibit 8.3d, 161
 - sample letter: controversion of partial COP period for which causal relationship is disputed requirement, Exhibit 8.3e, 162
 - sample letter: employee's notice of claim denial, Exhibit 8.6, 164
 - sample letter: employee's notice of controverted or challenged claim, Exhibit 8.5, 163
 - submitting package to OWCP, 151
 - Controversion/Challenge Status Report, 293
 - COP. *See* continuation of pay
 - COP Tracking Log, 294
 - coronary/vascular condition, 25
 - cost-of-living adjustments, 13
 - Exhibit 11.9e, 275
 - counseling services, Exhibit 11.1, 246
 - court appearances, 319
 - cover letters, 150
 - credibility, Exhibit 10.10c, 199
 - CSRS. *See* Civil Service Retirement System
 - CSS. *See* customer service and sales
 - current employee status, Exhibit 11.9d, 272
 - Customer Service and Sales, responsibilities of, 18
- D**
- damages, definitions of, 179
 - death benefits, 12
 - death of an employee
 - contacting employee's family, 71
 - formally notifying OWCP, 70
 - investigating a death from traumatic injury or occupational disease or illness, 70
 - definitions, 347
 - Department of Veteran's Affairs, dual benefits, 14
 - dependents
 - death benefits, 13
 - informing of compensation in case of death, 71
 - designated control point personnel
 - initiating health benefits refund, 80
 - initiating medical treatment in a nonemergency, 45
 - leave and compensation administration, 318, 319
 - pay adjustments and recovery, 320, 322
 - providing COP, 72
 - timekeeping and accounting for COP, 317, 318
 - direct causation, Exhibit 4.6, 85
 - disability annuitant
 - OPM notification of reemployment of, Exhibit 11.11c, 282
 - status, Exhibit 11.9d, 272
 - disability retirement, 78
 - disabled employees
 - See also* in-house rehabilitation program; limited duty program management; recurrence of disability; rehabilitation program
 - considering a former or current employee for reemployment, 81
 - determining whether employees is eligible to participate in in-house rehabilitation program, 75
 - determining whether to separate an employee after remaining in LWOP-OD status, 76
 - Early Nurse Intervention Program, Exhibit 6.2a, 119
 - employee rights and responsibilities in extended cases, Exhibit 4.19a, 90
 - ensuring recognition of appeal rights, 81
 - ensuring that eligible employees receive health benefits refund, 79
 - initiating actions for continuing health benefits enrollment, 74

HBK EL-505, INJURY COMPENSATION, DECEMBER 1995

INDEX

- initiating compensation for totally disabled employee, 74
 - initiating health benefits refund, 80
 - monitoring a partially disabled employee, 73
 - separating an employee in LWOP-OD status from USPS rolls, 77
 - distribution clerk, Exhibit 7.5b, 143
 - district HR manager
 - initiating management refusal action for modified job offer, 223
 - injury compensation unit responsibilities, 32, 33
 - districts, responsibilities of, 18
 - DOL. *See* U.S. Department of Labor
 - dual benefits, 13
 - due process, 231
 - duty status
 - See also* limited duty program management ensuring that medical evidence substantiates status, 108
 - following a traumatic injury or occupational illness, 50
 - reviewing medical documentation following traumatic injury, 67
- E**
- Early Nurse Intervention Program. *See* Nurse Intervention Program
 - ECAB. *See* Employee's Compensation Appeals Board
 - ELM. *See* Employee and Labor Relations Manual 540
 - emergencies. *See* medical emergencies
 - Employee and Labor Relations Manual 540, 21
 - employee entitlements
 - advising employee of rights, responsibilities, and the initial choice of physician, Exhibit 3.5a, 52
 - attendant allowance, 13
 - compensation for loss of wage-earning capacity, 12
 - compensation for wage loss, 10
 - continuation of regular pay, 10
 - cost-of-living adjustments, 13
 - death benefits, 12
 - medical care, 16
 - sample letter: employee absences covered by FMLA, Exhibit 3.5c, 56
 - sample letter: employee absences not covered by FMLA, Exhibit 3.5b, 54
 - schedule awards, 11
 - vocational rehabilitation, 11
 - employee records. *See* records management
 - employee responsibilities
 - advising employee of rights, responsibilities, and the initial choice of physician, Exhibit 3.5a, 52
 - notifying OWCP of traumatic injury or occupational illness, 38
 - sample letter: employee absences covered by FMLA, Exhibit 3.5c, 56
 - sample letter: employee absences not covered by FMLA, Exhibit 3.5b, 54
 - employee status, 132
 - Exhibit 4.6, 83
 - obligations for rehabilitation positions, Exhibit 11.7c, 258
 - Employees' Compensation Appeals Board, 15
 - employees' Compensation Appeals Board
 - decisions of, 20
 - review of controversion or challenge decision, 154
 - Employees' Compensation Commission, 9
 - Employment Standards Administration, 9
 - estimated earning capacity, Exhibit 11.6b, 253
 - evidence required in support of a claim, 25
 - extended claims management, 75, 80
 - Exhibit 4.19a, 90
- F**
- fact of injury, Exhibit 4.6, 83
 - faith healers, 45

HBK EL-505, INJURY COMPENSATION, DECEMBER 1995

INDEX

- falling, 180
- false claim penalty, 16
- false statement penalty, 15
- Family and Medical Leave Act, 10
 - 12-week leave allowance, 41
 - Notice for Employees Requesting Leave for Conditions Covered by the Family and Medical Leave Act, 58
 - relevant provision of, 16
 - sample letter: employee absences covered by FMLA, Exhibit 3.5c, 56
 - sample letter: employee absences not covered by FMLA, Exhibit 3.5b, 54
- FECA. *See* Federal Employees Compensation Act
- Federal (FECA) Procedure Manual, Part 2, Claims, 20
- Federal (OWCP) Procedure Manual, Part 3, Rehabilitation, 20
- Federal Employee's Retirement System
 - disability retirement, 78
 - dual benefits, 13
- Federal Employees Compensation Act
 - appeal rights, 14
 - appeal rights for reassignment or reemployment following injury or disability, 82
 - background information, 9
 - conditions for compensation of claims, Exhibit 4.6, 83
 - dual benefits, 13
 - eligibility, 10
 - employee entitlements, 10
 - obtaining copies, 19
 - penalties, 15
 - purpose of, 9
 - third party liability, 14
 - withdrawal of a claim, 15
- Federal Employees Health Benefits Program
 - request for transfer of FEHB enrollment to OWCP, Exhibit 4.20a, 92
 - transfer of FEHB enrollment to OWCP, Exhibit 20b, 93
- federal income, dual benefits, 14
- Federal Records Centers, 220, 345
- FEHB. *See* Federal Employees Health Benefits Program
- FERS. *See* Federal Employees' Retirement System
- FFD. *See* fitness-for-duty examination
- first-line supervisors. *See* supervisors
- fit for full duty
 - ensuring that medical evidence substantiates status, 108
 - following a traumatic injury or occupational illness, 50
- fit for limited duty
 - ensuring that medical evidence substantiates status, 108
 - following a traumatic injury or occupational illness, 50
- fitness-for-duty examination
 - 1-year follow-up after modified job assignment, 236
 - assessing duty status, 67
 - board-certified specialist consultation scheduling, Exhibit 6.5a, 125
 - consultation scheduling, Exhibit 6.5b, 127
 - determining whether employee is eligible to participate in in-house rehabilitation program, 76
 - initiation of, 111
 - monitoring results to determine if in-house rehabilitation program job offer can be made, 239
 - scheduling, Exhibit 6.4, 123
- FMLA. *See* Family and Medical Leave Act
- FOCUS language, 303
- Form 50 actions, Exhibit 11.11b, 278
- former employees
 - consideration for reemployment, 81
 - extending modified job offer to, 232, 233
- Forms
 - See also* Appendix D
 - 2491, Medical Report — First Aid Injuries, 25

HBK EL-505, INJURY COMPENSATION, DECEMBER 1995

INDEX

- 2556, Third Party Statement of Recovery, 26
 - 2557, Employee's Third Party Recovery Statement, 26
 - 2559, Third Party Claim — Information Request, 26
 - 2560, Referral of Third Party Material, 26
 - 2562, Injury Compensation Program — Notice of Potential Third Party Claim, 26
 - 2573, Request — OWCP Claim Status, 26
 - 2577, Assignment of Claim to the USPS, 27
 - CA-1, Federal Employee's Notice of Traumatic Injury and Claim for Continuation of Pay/Compensation, 21, 66
 - CA-10, What a Federal Employee Should Do When Injured at Work, 24
 - CA-11, When Injured at Work, 24
 - CA-13, Work Injury Benefits for Federal Employees, 24
 - CA-16, Authorization for Examination and/or Treatment, 24
 - CA-17, Duty Status Report, 24
 - CA-2, Notice of Occupational Disease and Claim for Compensation, 22
 - CA-20, Attending Physician's Report, 24
 - CA-20a, Attending Physician's Supplemental Report, 25
 - CA-2a, Federal Employee's Notice of Recurrence of Disability and Claim of Pay/Compensation, 22
 - CA-3, Report of Termination of Disability and/or Payment, 22
 - CA-5, Claim for Compensation by Widow, Widower, and/or Children, 22
 - CA-5b, Claim for Compensation by Parents, Brothers, Sisters, Grandparents, or Grandchildren, 23
 - CA-6, Official Superior's Report of Employee's Death, 23
 - CA-7, Claim for Compensation on Account of Traumatic Injury or Occupational Disease, 23
 - CA-8, Claim for Continuing Compensation on Account of Disability, 23
 - HCFA-1500, Health Insurance Claim Form, 25
 - 45-day COP entitlement period, 71, 73, 310
 - fraud and abuse
 - definition, 167
 - Inspection Service Reward Program, 170
 - monitoring cases, 170
 - overview, 167
 - referral checklist, Exhibit 9.3a, 171
 - responding to notification of possible case, 169
 - responding to possible case of, 169
 - sample letter: referral memorandum, Exhibit 9.3b, 173
 - warning signals, 168
 - fraudulent benefits penalty, 16
 - Freedom of Information Act, 291
 - full-time employees
 - providing COP for, 312
 - recording COP for, 314
 - recording limited duty for, 316
 - funeral and burial expenses, 12
- G**
- general office records, 289
 - General Service Credit. Exhibit 11.9e, 273
 - General Services Administration, 234
 - good faith understanding, 228
 - government's lien
 - calculating, Exhibit 10.10c, 200
 - notice to the attorney, Exhibit 10.12a, 207
 - notice to the employee and request for further information, Exhibit 10.11c, 206
 - notice to the employee, Exhibit 10.11a, 204
 - notice to the employee, Exhibit 10.14, 210
 - notice to third party and/or insurer, Exhibit 10.11b, 205
 - notifying attorney in third party liability case, 186
 - notifying employee in third party liability case, 185
 - GSA. See General Services Administration
 - guaranteed time, 315

HBK EL-505, INJURY COMPENSATION, DECEMBER 1995

INDEX

Guide for Managing Injuries, November 1994,
21

H

H routes, Exhibit 13.6, 325

Handbook EL-515, 20

Handbook F-21, 21

Handbook F-22, 21

HCFA-1500, 25

health benefits refund, 322

Health Benefits Refund Program, 79

hearing loss, 25

hearing transcripts, 155

hearings, 15

for controversion or challenge decision, 154

HR. *See* Human Resources

HRIS. *See* Human Resource Information
System

Human Resource Information System

function and description, Exhibit 12.4, 302

records management, 292

tracking a limited duty program, 133

Human Resources, 17

I

IC specialist

requesting referral for Rehabilitation Program
from OWCP, 219

responding to Rehabilitation Program referral
package received from OWCP, 219

ICAS. *See* Injury Compensation Activity
Summary

ICCO. *See* injury compensation control office

ICCO personnel

assisting employee in reporting a recurrence
of disability, 44

authorizing medical treatment in a
nonemergency, 45

authorizing medical treatment in an
emergency. *See* designated control point
personnel

considering a former or current employee for
reemployment, 80

contacting employee's family in case of
death, 71

contacting OHNA for assistance in claims
management, 115

contacting the treating physician, 110

denying access to IC files, 296

determining if a traumatic injury is reportable,
64

determining whether employee is eligible to
participate in in-house rehabilitation
program, 75

determining whether requester may be
allowed access to records, 295

determining whether to separate or not to
separate an employee after remaining in an
LWOP-IOD status, 76

ensuring recognition of appeal rights, 81

ensuring that eligible employees receive
health benefits refund, 79

ensuring that medical evidence substantiates
injured employee's duty status, 108

establishing a formal limited duty program,
132

establishing an informal limited duty program,
132

establishing files, 291

formally notifying OWCP in case of a death,
70

granting access to IC file, 297, 298

initiating a fitness-for-duty examination, 111

initiating a fitness-for-duty examination
consultation, 112

initiating actions for continuing health benefits
enrollment, 74

initiating compensation for totally disabled
employee, 74

initiating health benefits refund, 80

initiating medical treatment in a
nonemergency, 45

HBK EL-505, INJURY COMPENSATION, DECEMBER 1995

INDEX

- investigating a death from a traumatic injury or potentially from an occupational disease or illness, 70
- leave and compensation administration, 318
- limited duty program management, 132
- maintaining and closing files, 292
- maintaining logs, registers, and reports, 293
- making an initial assessment following verbal notification of a traumatic injury, 65
- managing third party liability cases, 180, 188
- meeting controversion and challenge obligations, 148, 156
- modified job offer assignments, 224, 230
- monitoring a partially disabled employee, 73
- monitoring injured employee's return to work, 234
- monitoring medical documentation to determine RTW date, 73
- notifying OWCP of employee's return to work following recurrence of disability, 100
- obtaining information not found in IC files, 298, 299
- pay adjustments and recovery, 320, 322
- preparing an IC case file, 294
- processing documentation for a traumatic injury, 65
- processing medical bills, 116
- providing COP, 72
- providing in-house rehabilitation program, 239, 242
- responding after fitness-for-duty examination decision, 112
- responding to employee's election of COP, sick, or annual leave, 71
- responding to notice of a potential occupational disease or illness, 68
- responding to notice of recurrence of disability, 99
- responding to results of the medical examination for Rehabilitation Program, 222
- responsibilities of, 18
- reviewing CA-1, 66
- reviewing CA-2, 69
- reviewing medical bills, 116
- reviewing medical documentation, 109
- reviewing occupational disease or illness claim information for integrity, 69
- reviewing the medical documentation to assess the duty status following a traumatic injury, 66
- reviewing traumatic injury claim information for integrity, 67
- scheduling and monitoring results of 1-year follow-up FFD after modified job assignment, 224
- separating an employee in LWOP-OD status from USPS rolls, 77
- submitting occupational disease or illness claim package to OWCP or retaining it., 69
- submitting traumatic injury claim package to OWCP, 68
- timekeeping and accounting for COP, 310, 317
- illness. *See* occupational illness or disease; traumatic injuries and occupational illnesses
- IME. *See* independent medical examination
- independent medical examination, 113
- in-house rehabilitation program
 - determining whether employee is eligible to participate in in-house rehabilitation program, 75
 - extending job offer, 240
 - identifying potential participants, 239
 - obligation, 217
 - responding to employee's acceptance of job offer, 241
 - responding to employee's refusal of job offer, 240
 - responding to injured employee's return to work, 242
 - sample letter: refusal of job offer, Exhibit 11.21, 286
 - scheduling and monitoring results of FFD to determine if a job offer can be made, 239
- injured-on-duty employees. *See* rehabilitation program
- injuries. *See* traumatic injuries and occupational illnesses; injuries beyond first aid
- Injury Action Checklist, Exhibit 3.13, 60

HBK EL-505, INJURY COMPENSATION, DECEMBER 1995

INDEX

- injury beyond first aid, 108
 - Injury Claim Log, 292
 - Injury Compensation Activity Summary, 293
 - injury compensation control office
 - notification of nonemergency accident or illness, 40
 - program records, 289
 - Injury Compensation for Federal Employees, February 1994, 20
 - injury compensation unit
 - authorizing injury compensation positions, 32
 - centralizing the processing of IC forms and paperwork, 33
 - management of claims, 33
 - overview, 31
 - supplying an adequate stock of forms, sample letters, and supplies, 32
 - supplying office equipment, 33
 - Inspection Service. *See* Postal Inspection Service
 - Inspection Service Reward Program, 170
 - installations, responsibilities of, 18
 - intervening causes. Exhibit 5.1, 101
 - intervening injuries, Exhibit 5.1, 102
 - investigating the claim, 49
 - IOD employees. *See* injured-on-duty employees
- J**
- J routes, Exhibit 13.6, 325
 - jacketed case, 169
 - Job-Related First Aid Injuries, 21
 - Joint Rehabilitation Guidelines, May 1992, 20
- K**
- K routes, Exhibit 13.6, 325
- L**
- lab work bills, 115
 - labor distribution code, Exhibit 7.1, 138
 - LDC. *See* labor distribution code
 - leave. *See* sick or annual leave; administrative leave
 - leave buy back policy, 321
 - Exhibit 4.19b, 91
 - sample letter, Exhibit 13.19a, 332
 - leave credit, Exhibit 11.9c, 267
 - leave types, Exhibit 13.12, 327
 - leave without pay/injured on duty status
 - 1-year allowance, 76
 - following a traumatic injury or occupational illness, 50
 - for partially disabled employees following traumatic injury, 75
 - notifying personnel, 319
 - personnel notification, Exhibit 13.14a, 328
 - timekeeping work sheet, Exhibit 13.1, 324
 - limited duty
 - See also* rehabilitation program
 - availability of, Exhibit 6.1, 118
 - following traumatic injury, 66
 - monitoring a partially disabled employee, 73
 - overtime and, Exhibit 7.1, 139
 - part-time employees and, Exhibit 7.1, 139
 - reassigning an employee, 75
 - recording for full-time, part-time, transitional, casual, or temporary employees, 316
 - recording hours for regular rural carriers, 317
 - reviewing medical documentation, 109
 - sample letter: termination of assignment, Exhibit 11.21, 286
 - limited duty program management, 135
 - basic considerations for assignment, Exhibit 7.1, 136
 - establishing a formal program, 132

HBK EL-505, INJURY COMPENSATION, DECEMBER 1995

INDEX

- establishing an effective tracking system, 133
- establishing an informal program, 132
- following up after assignment is offered, 134
- modified distribution clerk job description, Exhibit 7.5b, 143
- offering an assignment, 134
- overview, 131
- priority for assignment, Exhibit 7.1, 136
- questions and answers about limited duty, Exhibit 7.1, 138
- sample letter: limited duty assignments, Exhibit 7.4, 140
- sample letter: limited duty job offer, Exhibit 7.5a, 141
- loss of wage-earning capacity
 - Exhibit 11.6b, 252
 - general provisions, 12
- LWEC. *See* loss of wage-earning capacity
- LWOP-IOD. *See* leave without pay/injured on duty status
- M**
- manual logs, 302
- master folder, 291
- maximum medical improvement, 75
- MBC. *See* medical bill certification form
- medical bill certification form, 115
- medical care
 - for traumatic injuries or occupational illnesses, Exhibit 3.5a, 52
 - general provisions for, 11
- medical emergencies
 - authorizing medical treatment, 39
 - control point personnel responsibilities, 40
 - definition, 39
 - ICCO personnel responsibilities, 40
 - initiating medical treatment in an emergency, 39
 - supervisor responsibilities, 39
- medical management
 - See also* controversion and challenge
 - contacting OHNA for assistance in claims management, 115
 - contacting the treating physician, 110
 - Early Nurse Intervention Program, Exhibit 6.2a, 119
 - ensuring that medical evidence substantiates injured employee's duty status, 108
 - initiating a fitness-for-duty examination, 111
 - initiating a fitness-for-duty examination consultation, 112
 - medical initiatives, Exhibit 6.2a, 120
 - medical management services, Exhibit 6.2a, 120
 - overview, 107
 - physical capability testing, Exhibit 6.2a, 120
 - processing medical bills, 115
 - responding after fitness-for-duty examination decision, 112
 - reviewing medical bills, 116
 - reviewing medical documentation, 109
 - sample letter: board-certified specialist fitness-for-duty examination consultation scheduling, Exhibit 6.5a, 125
 - sample letter: employee fitness-for-duty examination consultation scheduling, Exhibit 6.5b, 127
 - sample letter: employee fitness-for-duty examination scheduling, Exhibit 6.4, 123
 - sample letter: limited duty availability, Exhibit 6.1, 118
 - sample letter: referral consideration for the Nurse Intervention Program, Exhibit 6.2b, 122
- medical management services, Exhibit 6.2a, 119
- medical records, 296
- medical treatment
 - authorizing in a emergency, 40
 - authorizing in a nonemergency, 47
 - initiating in a nonemergency, 45
 - initiating in an emergency, 39
- Merit Systems Protection Board, 81
- military retired pay, dual benefits, 14

HBK EL-505, INJURY COMPENSATION, DECEMBER 1995

INDEX

- Minneapolis Information Systems Service Center, 293
 - MISSC. *See* Minneapolis Information Systems Service Center
 - MMI. *See* maximum medical improvement
 - modified distribution clerk, job description. Exhibit 7.5b, 143
 - modified job offers
 - conducting pre-employment or reassignment interview with employee, 227
 - extending job offer, 228
 - identifying assignment, 224
 - management refusal of, 223
 - preparing job description, 225
 - responding to employee' acceptance of job offer, 229
 - responding to employee' refusal of, or refusal to respond to, modified job offer, 230
 - sample description, Exhibit 11.8a, 260
 - monitoring medical progress, 109
 - moving expenses, 233
 - MSPB. *See* merit system protection board
- ## N
- national files retention center, 292
 - naturopaths, 45
 - new employees, 38
 - new injuries or illnesses, Exhibit 5.1, 101
 - NFRC. *See* national files retention center
 - night differential, Exhibit 7.1, 138
 - noncareer employees
 - disability benefits, 78
 - providing COP for, 311, 314
 - nonemergency accidents or illnesses
 - advising employee of rights and responsibilities, 41
 - assisting employee in making a choice of COP or leave in a nonemergency, 42
 - assisting employee in reporting a recurrence of disability, 44
 - assisting employee in reporting an injury, 42
 - assisting employee in reporting an occupational illness or disease, 43
 - authorizing medical treatment, 46
 - completing and forwarding claim information, 48
 - determining duty status, 50
 - initiating medical treatment, 45
 - investigating the claim, 49
 - monitoring the claim, 50
 - notifying the ICCO, 40
 - nonreportable first aid injury, 64
 - not fit for duty
 - ensuring that medical evidence substantiates status, 108
 - following a traumatic injury or occupational illness, 50
 - Notice for Employees Requesting Leave for Conditions Covered by FMLA, 27
 - no-wage-earning-capacity status, 218
 - Nurse Intervention Program
 - Exhibit 11.1, 244
 - Exhibit 6.2a, 119
 - Exhibit 6.2b, 122
- ## O
- occupational health nurse administrator
 - contacting for assistance in claims management, 115
 - initiating a fitness-for-duty examination, 111
 - initiating a fitness-for-duty examination consultation, 112
 - occupational illness or disease
 - See also* traumatic injuries and occupational illnesses
 - definitions, Exhibit 5.1, 101
 - evidence required in support of a claim, 25
 - office equipment, 33
 - Office of Personnel Management
 - dual benefits, 13

HBK EL-505, INJURY COMPENSATION, DECEMBER 1995

INDEX

- notification of reemployment of a disability annuitant, Exhibit 11.11c, 282
 - retirement benefits and schedule awards, 12
 - Office of Workers' Compensation Programs
 - administration of FECA, 9
 - background information, 9
 - Branch of Hearings and Review, 154
 - disposition of controversy or challenge, 152
 - district office addresses, 341
 - district office lockbox depository addresses, 343
 - due process, 230
 - evaluation of Rehabilitation Program referrals, 221
 - Nurse Intervention Program, Exhibit 6.2a, 119, Exhibit 11.1, 244
 - pay statuses, 218
 - referral package, 219
 - request for transfer of FEHB enrollment to OWCP, Exhibit 4.20a, 92
 - responsibilities of, 17
 - role in referring employees to Rehabilitation Program, Exhibit 11.1, 246
 - submitting fraud or abuse information to, 169
 - transfer of FEHB enrollment to OWCP, Exhibit 20b, 93
 - office setup. *See* injury compensation unit
 - office visit bills, 115
 - official medical folder, 64
 - official personnel folder, 64, 220
 - OHNA. *See* occupational health nurse administrator
 - OMF. *See* official medical folder
 - OPF. *See* official personnel folder
 - OPM. *See* Office of Personnel Management
 - orthopedic disabilities, Exhibit 6.2a, 119
 - other paid leave, 315
 - out-of-pocket expenses, Exhibit 10.10c, 200
 - out-of-schedule premium pay, Exhibit 7.1, 138
 - overpayments, 320
 - overtime, Exhibit 7.1, 139
 - overview
 - claims management, 63
 - controversion and challenge, 147
 - fraud and abuse, 167
 - injury compensation unit, 31
 - limited duty program management, 131
 - medical management, 107
 - records management, 289
 - recurrence of disability, 97
 - rehabilitation program, 217
 - third-party liability, 179
 - timekeeping and accounting, 309
 - traumatic injuries and occupational illnesses, 37
 - USPS Injury Compensation Program, 9
 - OWCP. *See* Office of Workers' Compensation Programs
- P**
- P&D. *See* processing and distribution centers
 - Pamphlet CA-550, 20
 - partial disabilities, 77
 - part-time flexible employees
 - See also* casual employees
 - limited duty, Exhibit 7.1. *See* casual employees
 - obligations for rehabilitation positions, Exhibit 11.7c, 258
 - providing COP for, 311
 - recording COP for, 314
 - recording limited duty for, 316
 - pay statuses, 218
 - penalty for false claim, 16
 - penalty for false statement, 15
 - penalty for fraudulently claiming benefits, 16
 - penalty for refusal to process claim, 16
 - pending disciplinary action, 16
 - performance of duty factor, Exhibit 4.6, 85
 - periodic roll reports, 218
 - permanent aggravation, Exhibit 4.6, 86

HBK EL-505, INJURY COMPENSATION, DECEMBER 1995

INDEX

- pharmaceutical bills, 115
 - physical capability testing, Exhibit 6.2a, 120
 - physicians
 - contacting the treating physician, 110
 - contract medical providers, 113
 - definitions, 45
 - ensuring right to free choice of, 45
 - Plants, responsibilities of, 18
 - PM. *See* procedure manuals
 - PN. *See* no wage-earning-capacity
 - policies, 19
 - Postal Inspection Service, 170
 - Postal Reorganization Act, 10
 - post-reemployment or reassignment employee
 - interview, Exhibit 11.16a, 284
 - post-reemployment or reassignment supervisor
 - interview, Exhibit 11.16b, 285
 - PR. *See* regular-periodic-roll
 - pre-employment medical examination, sample letter: scheduling, Exhibit 11.4b, 249
 - pre-reemployment medical examination, 221
 - precipitation, Exhibit 4.6, 86
 - pre-reemployment interview, 227
 - checklist, Exhibit 11.9b, 265
 - sample letter: scheduling, Exhibit 11.9a, 264
 - pretermination notice, 152
 - prima facie evidence, 43
 - Privacy Act, 10, 21
 - computer systems consideration, Exhibit 12.4, 303
 - log for accounting of IC information disclosure, Exhibit 12.1b, 301
 - records management, 290
 - Privacy Act Disclosure Log, 295
 - Privacy Act of 1974, 290
 - Privacy Act Statement, Exhibit 13.16, 331
 - probationary periods, Exhibit 11.9b, 265
 - probationary periods, Exhibit 11.9c, 267
 - procedure manuals, 20
 - procedures, 19
 - processing and distribution centers,
 - responsibilities of, 18
 - program administration records, 289
 - PSDS Supervisor's Guide, May 1992, 21
 - psychiatric illness, 25
 - psychological records, 295
 - public information, 297
 - Publication 540, 21
 - Publication 71, 27
 - Publication 71, Attachment, Exhibit 3.5c, 58
 - Publication CA-810, 20
 - pulmonary illness, 25
 - purpose of the handbook, 5
- ## Q
- Questions and Answers About the Federal Employees' Compensation Act, 20
- ## R
- RC. *See* rehabilitation counselor
 - reassignment and reemployment, 80
 - restoration rights and benefits, Exhibit 11.9c, 267
 - reassignment interview, 227
 - checklist, Exhibit 11.9b, 265
 - sample letter: scheduling, Exhibit 11.9a, 264
 - reassignment medical examination, 221
 - sample letter: scheduling, Exhibit 11.4b, 249
 - reconsiderations, 15
 - of controversion or challenge decision, 153
 - records management
 - denying access to IC files, 296
 - determining whether requester may be allowed access to records, 295
 - disclosure conditions, Exhibit 12.1a, 300

HBK EL-505, INJURY COMPENSATION, DECEMBER 1995

INDEX

- ensuring that Privacy Act requirements are met, 290
- establishing files, 291
- granting access to IC file information by mail, 298
- granting access to IC file information by telephone, 298
- granting on-site access to IC file information, 298
- Human Resource Information System, Exhibit 12.4, 302
- individual case files, 294
- injury compensation case files, 290, 293
- injury compensation Privacy Act log for accounting of disclosure, Exhibit 12.1b, 301
- maintaining and closing files, 292
- maintaining logs, registers, and reports, 293
- noncompliant response to a subpoena, Exhibit 12.8, 304
- overview, 289
- preparing an IC case file, 294
- Privacy Act consideration, Exhibit 12.4, 303
- requesting materials from OWCP claim files, 298
- requesting materials from the medical unit, 298
- requesting permission to inspect OWCP claim files, 299
- types of WCIRS reports, Exhibit 12.4, 303
- using logs, registers, and reports, 292
- Workers' Compensation Information System, Exhibit 12.4, 302
- records retention, 292
- recurrence of disability
 - See also* disabled employees
 - assisting employee in reporting, 44
 - definition, Exhibit 5.1, 102
 - identifying a recurrence, 98
 - initiating claim forms, 98
 - new injuries and illnesses vs. recurrences, Exhibit 5.1, 101
 - notifying OWCP of employee's return to work, 100
 - overview, 97
 - responding to notice of, 99
 - reemployed annuitants, Exhibit 11.e, 273
- Referral of Third Party Material, 26
- referral package, 219
- refusal to process claim penalty, 16
- regular craft
 - Exhibit 11.7b, 257
 - Exhibit 7.1, 136
- regular periodic roll, 218
- regular schedule employees, 312
- regular tour of duty
 - Exhibit 11.7b, 257
 - Exhibit 7.1, 136
- regular work facility, Exhibit 7.1, 136, Exhibit 11.7b, 257
- regulations, 19
- rehabilitation counselor
 - actions taken by, Exhibit 11.1, 246
 - referral by rehabilitation specialist, Exhibit 11.1, 246
- rehabilitation program
 - See also* in-house rehabilitation program; vocational rehabilitation
 - actions taken by rehabilitation counselor, Exhibit 11.1, 246
 - arranging for payment of relocation expenses, 233
 - conducting pre-employment or reassignment interview with employee, 227
 - contact with agency, Exhibit 11.1, 245
 - contractual obligations for rehabilitation positions, Exhibit 11.7c, 258
 - determining appropriate action, Exhibit 11.1, 244
 - evaluating results of medical examinations, 220
 - extending job offer, 228
 - identifying modified job assignment, 224
 - identifying modified position for current or former employees who have relocated for health conditions, 233
 - identifying potential participants, 218
 - initial employee contact, Exhibit 11.1, 243

HBK EL-505, INJURY COMPENSATION, DECEMBER 1995

INDEX

- initiating job offer for a relocated injured former employee, 232
- initiating management refusal action, 223
- interview with the employee, Exhibit 11.1, 244
- loss of wage-earning capacity, Exhibit 11.6b, 252
- monitoring injured employee's return to work, 234
- Nurse Intervention Program, Exhibit 11.1, 244
- OPM notification of reemployment of a disability annuitant, Exhibit 11.11c, 282
- overview, 217
- OWCP's role in referring employees, Exhibit 11.1, 245
- preparing job description, 225
- questions and answers on retirement credit for time spent in receipt of OWCP benefits, Exhibit 11.9e, 273
- referral to rehabilitation counselor by rehabilitation specialist, Exhibit 11.1, 246
- referral to the USPS. Exhibit 11.1, 247
- rehabilitation assignment priority, Exhibit 11.7b, 257
- request for medical review of proposed job description, Exhibit 11.8b, 261
- requesting referral for Rehabilitation Program from OWCP, 219
- responding to employee' acceptance of job offer, 229
- responding to employee' refusal of, or refusal to respond to, modified job offer, 230
- responding to referral package received from OWCP, 219
- responding to results of the medical examination, 222
- restoration rights and benefits, Exhibit 11.9c, 267
- retirement considerations, Exhibit 11.9d, 270
- sample Form 50 actions, Exhibit 11.11b, 278
- sample letter: employee return-to-duty, Exhibit 11.11a, 277
- sample letter: employee scheduling for pre-reemployment or reassignment interview, Exhibit 11.9a, 264
- sample letter: employee scheduling for pre-reemployment or reassignment medical examination, Exhibit 11.4b, 249
- sample letter: post-reemployment or reassignment supervisor interview, Exhibit 11.16b, 285
- sample letter: post-reemployment or reassignment employee interview, Exhibit 11.16a, 284
- sample letter: pre-reemployment or pre-assignment employee interview checklist, Exhibit 11.9b, 265
- sample letter: refusal of in-house rehabilitation program job offer, Exhibit 11.21, 286
- sample letter: Rehabilitation Program job offer, Exhibit 11.8c, 262
- sample letter: request for identification of rehabilitation position, Exhibit 11.7a, 255
- sample letter: task force review letter, Exhibit 11.4a, 248
- sample letter: termination of limited duty assignment, Exhibit 11.21, 286
- sample letter: request for concurrence on management refusal, Exhibit 11.6a, 251
- sample modified job description, Exhibit 11.8a, 260
- scheduling and monitoring results of 1-year follow-up FFD, 236
- screening, Exhibit 11.1, 243
- rehabilitation specialists, Exhibit 11.1, 235, 246
- reinstatement of leave, Exhibit 13.19c, 335
- relocated employees
 - extended modified job offer to, 232
 - moving expenses, 233
- report to duty, Exhibit 11.11a, 277
- request for transfer of FEHB enrollment to OWCP, Exhibit 4.20a, 92
- residual vacancies, 225
- resource materials, 19
- restoration appeal rights, 81

HBK EL-505, INJURY COMPENSATION, DECEMBER 1995

INDEX

- restricted information, Exhibit 12.4, 303
- retirement credit
 - disability retirement, 78
 - for time spent in receipt of OWCP benefits, Exhibit 11.9e, 273
 - rehabilitation program and, Exhibit 11.9d, 270
- retirement pay, dual benefits, 14
- return to duty
 - for traumatic injuries or occupational illnesses, Exhibit 3.5a, 52
 - personnel notification, Exhibit 13.14b, 329
- return to work
 - monitoring medical documentation to determine date of, 72, 73
 - notifying OWCP following recurrence of disability, 100
 - of injured employee, 236
- reviews, for controversion or challenge decision, 154
- Roosevelt, Theodore, 9
- routine use of records, Exhibit 6.2a, 120
- RS. See rehabilitation specialists
- RTW. See return to work
- rural carriers
 - authorizing and recording COP for, 316, 317
 - authorizing and recording limited duty hours for, 317
- rural routes
 - rates of pay for, Exhibit 13.6, 325
 - type of, Exhibit 13.6, 325
- S**
- Safety and Risk Management
 - initiating management refusal action for modified job offer, 223
 - responsibilities of, 17
- salary determination, Exhibit 11.9c, 267
- sample letters
 - board-certified specialist fitness-for-duty examination consultation scheduling, Exhibit 6.5a, 125
 - challenge of claim for which fact of injury is disputed requirement, Exhibit 8.3b, 158
 - challenge of claim for which performance of duty is disputed requirement, Exhibit 8.3c, 160
 - challenge of claim for which postal employee is disputed requirement, Exhibit 8.3a, 157
 - controversion of COP for which time is the disputed requirement, Exhibit 8.3d, 161
 - controversion of partial COP period for which causal relationship is disputed requirement, Exhibit 8.3e, 162
 - employee fitness-for-duty examination consultation scheduling, Exhibit 6.5b, 127
 - employee fitness-for-duty examination scheduling, Exhibit 6.4, 123
 - employee report to duty, Exhibit 11.11a, 277
 - employee rights, responsibilities, and choice of physician for absences covered by FMLA, Exhibit 3.5c, 56
 - employee rights, responsibilities, and choice of physician for absences not covered by FMLA, Exhibit 3.5b, 54
 - employee scheduling for pre-reemployment or reassignment interview, Exhibit 11.9a, 264
 - employee scheduling for pre-reemployment or reassignment medical examination, Exhibit 11.4b, 249
 - employee's notice of claim denial, Exhibit 8.6, 164
 - employee's notice of controverted or challenged claim, Exhibit 8.5, 163
 - Form letter CA-1207, Exhibit 13.19b, 334
 - fraud and abuse referral memorandum, Exhibit 9.3b, 173
 - leave buy back policy, Exhibit 13.19a, 332
 - leave buy back policy, Exhibit 4.19b, 91
 - limited duty assignments, Exhibit 7.4, 140
 - limited duty availability, Exhibit 6.1, 118
 - limited duty job offer, Exhibit 7.5a, 141
 - memo to the USPS disbursement office advising of disbursement to be made, Exhibit 10.15, 211
 - notice to injured employee of potential third party claim and OWCP procedures, Exhibit 10.3a, 190

HBK EL-505, INJURY COMPENSATION, DECEMBER 1995

INDEX

- notice to the attorney of the government's lien, Exhibit 10.12a, 207
- notice to the employee of the government's lien and request for further information, Exhibit 10.11c, 206
- notice to the employee of the government's lien, Exhibit 10.11a, 204
- notice to the employee of the Postal Service decision to accept assignment, Exhibit 10.9b, 196
- notice to the employee of the USPS decision not to accept assignment and information on the employee options, Exhibit 10.9a, 195
- notice to the OWCP of third party involvement, Exhibit 10.5, 194
- notice to the third party of assignment of the Postal employee's claim and request for settlement discussion, Exhibit 10.10a, 197
- notice to the third party of the injury, Exhibit 10.3c, 193
- notice to third party and/or insurer of the government's lien, Exhibit 10.11b, 205
- personnel notification-leave without pay, Exhibit 13.14a, 328
- personnel notification-return to duty, Exhibit 13.14b, 329
- post-reemployment or reassignment supervisor interview, Exhibit 11.16b, 285
- post-reemployment or reassignment employee interview, Exhibit 11.16a, 284
- pre-reemployment or reassignment employee interview checklist, Exhibit 11.9b, 265
- referral consideration for the Nurse Intervention Program, Exhibit 6.2b, 122
- Rehabilitation Program job offer, Exhibit 11.8c, 262
- request for concurrence on management refusal, Exhibit 11.6a, 251
- request for identification of rehabilitation position, Exhibit 11.7a, 255
- request for information from the employee and notice to the employee of the government's lien, Exhibit 10.14, 210
- request for status and transmission of further information, Exhibit 10.12b, 209
- request for transfer of FEHB enrollment to OWCP, Exhibit 4.20a, 92
- request to the third party for settlement, Exhibit 10.10b, 198
- second request for Form 2562, notice of potential third party claim, Exhibit 10.3b, 192
- task force review letter, Exhibit 11.4a, 248
- termination of limited duty assignment or refusal of in-house rehabilitation program job offer, Exhibit 11.21, 286
- transfer of FEHB enrollment to OWCP, Exhibit 4.20b, 93
- satellite offices, 17
- schedule awards
 - for traumatic injuries or occupational illnesses, Exhibit 3.5a, 53
 - general provisions for, 11
- screeners, Exhibit 11.1, 243
- second opinions, 114
- senior IC specialist
 - ensuring that Privacy Act requirements are met, 290
 - extending job offer to relocated employee, 232, 233
 - initiating management refusal action for modified job offer, 223
 - injury compensation unit responsibilities, 32, 33
 - monitoring fraud and abuse cases, 170
 - responsibilities of, 18
 - reviewing case and making appropriate arrangements following appeal of OWCP decision, 155
 - using logs, registers, and reports, 292
- seniority, Exhibit 11.7c, 259
- sensitive information, Exhibit 12.4, 303
- separated employee status, Exhibit 11.9d, 272
- settlements, third party liability cases, 188
- severance pay, dual benefits, 14
- "Shadrick formula," Exhibit 11.6b, 252

HBK EL-505, INJURY COMPENSATION, DECEMBER 1995

INDEX

- sick or annual leave
 - authorizing during COP period, 318
 - following nonemergency accident or illness, 42
 - for traumatic injuries or occupational illnesses, Exhibit 3.5a, 52
 - responding to employee's election of, 71
 - skin disease, 25
 - Snow Arbitration Decision, Exhibit 11.7c, 258
 - Social Security Administration
 - disability benefits for noncareer employees, 78
 - dual benefits, 14
 - Special Postal Bulletin, August 2, 1990, 21
 - spouse
 - See also* surviving spouse
 - death benefits, 12
 - "splitting the difference," Exhibit 10.10c, 200
 - SSA. *See* Social Security Administration
 - statutory time limits, Exhibit 4.6, 83
 - step increases, Exhibit 11.9c, 269
 - subpoena, Exhibit 12.8, 304
 - substitute rural carriers
 - authorizing and recording COP for, 316
 - rates of pay for, Exhibit 13.6, 325
 - supervisor's, contacting employee's family in case of death, 71
 - supervisors
 - acting as control point, 49
 - advising employee in making choice of COP or leave in a nonemergency, 42
 - advising employee of rights and responsibilities in a nonemergency, 42
 - assisting employee in reporting a recurrence of disability, 44
 - assisting employee in reporting an injury in a nonemergency, 42
 - assisting employee in reporting an occupational illness or disease, 43
 - authorizing medical treatment in a nonemergency, 46
 - completing and forwarding claim information, 48
 - contacting employee's family in case of death, 71
 - determining if fraud and abuse exist, 168
 - identifying a recurrence of disability, 98
 - informing employees of their responsibilities for reporting traumatic injury or occupational illness, 38
 - initiating claims forms for recurrence of disability, 98
 - initiating medical treatment in an emergency, 39
 - investigating a death from traumatic injury or occupational disease or illness, 70
 - monitoring injured employee's return to work, 234
 - notifying ICCO in a nonemergency, 40
 - responding to possible case of fraud and abuse, 169
 - responsibilities of, 19
 - surviving spouse
 - death benefits, 12
 - informing of compensation in case of death, 71
- ## T
- telephone negotiating, Exhibit 10.10c, 202
 - temporary aggravation, Exhibit 4.6, 85
 - temporary assignments, COP and, 149
 - temporary employees
 - providing COP for, 311
 - recording COP for, 314
 - recording limited duty for, 316
 - third-party liability
 - See also* records management; timekeeping and accounting
 - attorney pursuit of recovery, 186
 - case attorney information sheet, Exhibit 10.12a, 208
 - common questions from attorney or adjuster, Exhibit 10.10c, 201

HBK EL-505, INJURY COMPENSATION, DECEMBER 1995

INDEX

- conduct of negotiations, Exhibit 10.10c, 200
- court appearance absences, Exhibit 13.16, 330
- deciding whether DOL or USPS has authority to pursue recovery of damages, 181
- deciding whether to accept assignment when employee assigns claim to USPS, 183
- deciding whether to pursue recovery of damages, 181
- deciding whether to seek assignment when employee does not, 187
- determining whether employee intends to pursue action, 183
- disbursing settlement funds, 188
- DOL authority, 182
- employee indecision or failure, 187, 188
- employee pursuit of recovery, 185
- important points of telephone negotiating, Exhibit 10.10c, 202
- investigating potential cases, 180
- keeping DOL updated when USPS has authority, 183
- language of negotiations, Exhibit 10.10c, 202
- monitoring case when DOL has authority, 182
- negotiation strategy, Exhibit 10.10c, 199
- notifying attorney of government's lien and monitoring case, 186
- notifying employee and third party of a potential claim, 181
- notifying employee of government's lien and monitoring case, 185
- notifying OWCP of potential third party claim when DOL has authority, 182
- overview, 179
- pursuing recovery of damages when employees assigns claim to USPS, 184
- recognizing potential cases, 180
- recording court appearance time when USPS prosecutes, 319
- sample letter: memo to the USPS disbursement office advising of disbursement to be made, Exhibit 10.15, 211
- sample letter: notice to injured employee of potential third party claim and OWCP procedures, Exhibit 10.3a, 190
- sample letter: notice to the attorney of the government's lien, Exhibit 10.12a, 207
- sample letter: notice to the employee of the government's lien and request for further information, Exhibit 10.11c, 206
- sample letter: notice to the employee of the government's lien, Exhibit 10.11a, 204
- sample letter: notice to the employee of the Postal Service decision to accept assignment, Exhibit 10.9b, 196
- sample letter: notice to the employee of the USPS decision not to accept assignment and information on the employee options, Exhibit 10.9a, 195
- sample letter: notice to the OWCP of third party involvement, Exhibit 10.5, 194
- sample letter: notice to the third party of assignment of the postal employee's claim and request for settlement discussion, Exhibit 10.10a, 197
- sample letter: notice to the third party of the injury, Exhibit 10.3c, 193
- sample letter: notice to third party and/or insurer of the government's lien, Exhibit 10.11b, 205
- sample letter: request for information from the employee and notice to the employee of the government's lien, Exhibit 10.14, 210
- sample letter: request for status and transmission of further information, Exhibit 10.12b, 209
- sample letter: request to the third party for settlement, Exhibit 10.10b, 198
- sample letter: second request for Form 2562, notice of potential third party claim, Exhibit 10.3b, 192
- seeking assignment of the case to the USPS when the employee does not pursue, 187
- summary for claim negotiators, Exhibit 10.10c, 203
- USPS authority, 183
- USPS pursue or recovery, 183, 184
- 35A-through-H series of forms, 25
- Time and Attendance, October 7, 1988, 21
- time limits for filing claims, Exhibit 4.6, 83

HBK EL-505, INJURY COMPENSATION, DECEMBER 1995

INDEX

- timekeeping and accounting
 - See also* recurrence of disability
 - adjusting pay when OWCP approves controversy of COP, 318
 - application for reinstatement of leave, Exhibit 13.19c, 335
 - authorizing and recording COP for regular rural carriers, 316
 - authorizing and recording COP for substitute rural carriers, 316
 - authorizing sick or annual leave during COP period, 318
 - COP/LWOP-IOD timekeeping work sheet, Exhibit 13.1, 324
 - initiating health benefits refund, 322
 - leave buy back policy, Exhibit 13.19a, 332
 - leave types, Exhibit 13.12, 327
 - notifying personnel of LWOP status, 319
 - overview, 309
 - processing leave buy back, 321
 - providing COP for employees being terminated, 313
 - providing for full-time, part-time, transitional, casual, or temporary employees, 311
 - recording absences when a claim is pending, 318
 - recording absences when employee receives compensation for wage loss from OWCP, 318
 - recording COP for full-time, part-time, transitional, casual, or temporary employees, 314
 - recording COP for noncareer temporary rural carriers, 317
 - recording court appearance time when employee prosecutes third party case, 319
 - recording court appearance time when USPS prosecutes third party case, 319
 - recording limited duty for full-time, part-time, transitional, casual, or temporary employees, 316
 - recording limited duty hours for regular rural carriers, 317
 - recovering compensation overpayment, 320
 - recovering excessive COP hours, 320
 - regular rural routes, Exhibit 13.6, 325
 - sample letter: form letter CA-1207, Exhibit 13.19b, 334
 - sample letter: leave buy back policy, Exhibit 13.19a, 332
 - sample letter: personnel notification-leave without pay, Exhibit 13.14a, 328
 - sample letter: personnel notification-return to duty, Exhibit 13.14b, 329
 - third party court appearance, Exhibit 13.16, 330
 - timekeeping codes, Exhibit 13.11, 326
 - tracking time for, 310
- timekeeping codes, Exhibit 13.11, 326
- tracking system. *See* Human Resources Information System
- transitional employees
 - providing COP for, 311
 - recording COP for, 314
 - recording limited duty for, 316
- traumatic injuries and occupational illnesses
 - See also* claims management; third party liability
 - advising employee of rights, responsibilities in a nonemergency, 41
 - advising employee of rights, responsibilities in an emergency, 42
 - advising employee of rights, responsibilities, and initial choice of physician, Exhibit 3.5a, 51
 - assisting employee in reporting a recurrence of disability, 44
 - assisting employee in reporting an occupational illness or disease, 43
 - assisting employees in reporting an injury in a nonemergency, 42
 - authorizing medical treatment in a nonemergency, 46
 - authorizing medical treatment in an emergency. *See* designated control point personnel
 - completing and forwarding claim information, 48
 - definitions, Exhibit 5.1, 101
 - determining duty status, 50

HBK EL-505, INJURY COMPENSATION, DECEMBER 1995

INDEX

- informing employees of their responsibilities, 38
 - initiating medical treatment in a nonemergency, 45
 - initiating medical treatment in an emergency, 39
 - Injury Action Checklist. Exhibit 3.13, 60
 - investigating the claim, 49
 - monitoring the claim, 50
 - Notice for Employees Requesting Leave for Conditions Covered by the Family and Medical Leave Act, 58
 - notifying ICCO in a nonemergency, 40
 - overview, 37
 - sample letter: employee rights, responsibilities, and choice of physician, Exhibit 3.5c, 56
 - treating physician. *See* physicians
 - Tripping, 180
 - 12-week leave allowance, 41
- U**
- U.S. Department of Labor
 - Administration of FECA, 9
 - authority to pursue recovery of damages in third party liability, 181, 182
 - responsibilities of, 17
 - U.S. Postal Service
 - authority to pursue recovery of damages in third party liability, 181, 183
 - pursuing recovery of damages, 184
 - pursuit of recovery in third party liability when employee assigns claim to USPS, 183, 184
 - responsibilities of, 17
 - unemployment compensation benefits, dual benefits, 14
 - use of this handbook, 5
 - USPS. *See* U. S. Postal Service
- USPS Injury Compensation Program
 - See also* Federal Employees Compensation Act
 - history of program, 9
 - overview, 9
 - Privacy Act, 10
 - purpose of FECA, 9
- V**
- VA. *See* Department of Veterans Affairs
 - vehicle maintenance facilities, 34
 - VMFs. *See* vehicle maintenance facilities
 - vocational rehabilitation
 - for traumatic injuries or occupational illnesses, Exhibit 3.5a, 51
 - general provisions for, 11
 - vocational rehabilitation services, 238
- W**
- WCIS. *See* Workers' Compensation Information System
 - WCRIS. *See* Workers' Compensation Information Reporting System
 - withdrawal of a claim, 15
 - work limitations, 236
 - Worker's Compensation Information Reporting System, function and description, Exhibit 12.4, 303
 - Workers' Compensation Information System
 - function and description, Exhibit 12.4, 302
 - records management, 68, Exhibit 12.4, 302
 - Workers' Compensation-Injury on Duty Report, 293
- X**
- X ray bills, 115